

## I-Driver



90 Degree Articulating Head



Ultra-Compact Head Length - 3-1/2" total head length 3 times shorter than most popular com  
 • 7+1 Electronic Clutch - Precision driving, eliminates over torque in soft base materials. Drill mode allows pilot and other small bore holes  
 • Bosch Lithium-Ion 12V Max Batteries - Advanced Lithium-Ion Technology for optimal battery life, runtime, and power

**INCLUDES:** (2) Lithium-Ion Batteries, 30 Minute Charger, (2) 1.5" Power Drive Bits, Carrying Case

Part #	Rating	RPM	Torque (in. lbs.)	Weight (lbs.)
BSTPS10-2A	12V	0-600	80 in. lbs.	2.2 lbs.

## Pocket Driver



LED Light Magnetized Bit Holder



• Compact Design - 6-1/2" total length can be carried anywhere  
 • Forward/Reverse button - Equally useful at driving or removing screws  
 • 10+1 Clutch - Enables precision driving and no over torque in soft base materials. Max mode allows pilot and other small bore holes  
 • Bosch Lithium-Ion 12V Max Batteries - Advanced Lithium-Ion Technology for optimal battery life, runtime, and power.

**INCLUDES:** (2) Lithium-Ion 12V Max Batteries, 30 Minute Charger, (2) 1.5" Power Drive Bits, Carrying Case

Part #	Rating	RPM	Torque (in. lbs.)	Weight (lbs.)
BSTPS10-2A	12V	0-500	100 in. lbs.	1.13 lbs.

## 2-Speed Pocket Driver

NEW



LED Light Lightest Weight In-Class



• Powerful for Harder Applications with 265 in-lbs of Max Torque  
 • Compact Design - Shortest head length and shortest height in class  
 • 20 + 1 Clutch Settings - For precise torque adjustment  
 • Forward/Reverse button - Equally useful at driving or removing screws  
 • Quick Change Chuck - Prevents bit loss in drill or drive mode

**INCLUDES:** (2) Lithium-Ion 12V Max Batteries, 30 Minute Charger, Carry Case

Part #	Rating	RPM	Torque (in. lbs.)	Weight (lbs.)
BSTPS21-2A	12V	0-1300	265 in. lbs.	1.12 lbs.

## 3/8" Drill Driver

NEW



LED Light Lightest Weight In-Class



• Best Performance to Size Ratio  
 • Equipped with 3/8" Single Sleeve Chuck  
 • 20 + 1 Clutch Settings - For precise torque adjustment  
 • Forward/Reverse Button - Equally useful at driving or removing screws  
 • Light Weight - Great for overhead continuous work  
 • Compactness - Small enough to reach into tight areas and corners

**INCLUDES:** (2) Lithium-Ion 12V Max Batteries, 30 Minute Charger, Carry Case

Part #	Rating	RPM	Torque (in. lbs.)	Weight (lbs.)
BSTPS31-2A	12V	0-1300	265 in. lbs.	2.14 lbs.

## Impact Driver

NEW



3 LED Lights Most Compact In-Class



• Battery Gauge Indicator - 3 LEDs to indicate the capacity level  
 • Spring-loaded Impact Mechanism - Reduces user fatigue  
 • 1/4" Hex Drive with Quick Release  
 • Variable Speed Trigger - For complete control  
 • Ergonomic Soft Grip Handle - For extended comfort and control

**INCLUDES:** (2) Lithium-Ion 12V Max Batteries, 30 Minute Charger, Carry Case

Part #	Rating	RPM/BPM	Torque (in. lbs.)	Weight (lbs.)
BSTPS41-2A	12V	2600/3100	930 in. lbs.	2.18 lbs.

## Metal Shear

NEW



Battery Fuel Gauge with 3 LEDs



• Accurate Cutting - Able to cut holes as small as 1/2" in diameter  
 • Cut Straight Lines as Well as Curves with Tight Minimum Radius  
 • Compact - For working overhead  
 • Lightweight - Only 3 lbs  
 • Ambidextrous Control - Switch is located on top of the tool

**INCLUDES:** Feeler Gauge, Allen Key, (2) Lithium-Ion 12V Max Batteries, 30 Minute Charge

Part #	Rating	RPM	Thickness	Weight (lbs.)
BSTPS70-2A	12V	3600	18 ga./12 ga.	3.0 lbs.

## Brute Tough™ 1/2" Drill/Driver



- Durashield™ Housing & Unibody Powertrain - Provide extra durability to withstand real world conditions
- Bosch Lithium-Ion - Advanced Lithium-Ion technology that combines Electronic Cell Protection (ECP), unique battery pack design, and customized electronics to deliver optimal battery life and performance.
- Electronic Motor Protection (EMP) - Works with ECP to protect the motor against overloading and overheating in extreme stall conditions

High Strength Metal Collar

**INCLUDES:** (2) Lithium-Ion FatPack Batteries, 30 Minute Charger, Magnetic Bit Holder, Phillips Drive Bit, Side Handle, Carrying Case

Part #	Rating	RPM	Torque (in. lbs.)	Weight (lbs.)
BST37618-01	18V	0-1800	650	5.5 lbs.

## Brute Tough™ 1/2" Hammer Drill/Driver



- Durashield™ Housing & Unibody Powertrain - Provide extra durability to withstand real world conditions
- Bosch Lithium-Ion - Advanced Lithium-Ion technology that combines Electronic Cell Protection (ECP), unique battery pack design, and customized electronics to deliver optimal battery life and performance
- Electronic Motor Protection (EMP) - Works with ECP to protect the motor against overloading and overheating in extreme stall conditions



High Strength Metal Collar

**INCLUDES:** (2) Lithium-Ion FatPack Batteries, 30 Minute Charger, Magnetic Bit Holder, Phillips Drive Bit, Side Handle, Carrying Case

Part #	Rating	RPM	Torque (in. lbs.)	Weight (lbs.)
BST17618-01	18V	2050/3750	650	5.8 lbs.

## Compact Tough™ 1/2" Drill/Driver



- Bosch Lithium-Ion - Advanced Lithium-Ion technology that combines Electronic Cell Protection (ECP), unique battery pack design, and customized electronics to deliver optimal battery life and performance.
- New Compact Tough™ Design - For increased maneuverability in tight spaces and less user fatigue
- Ratcheting Single Sleeve 1/2" Chuck - For one-handed bit changes

Durashield™ Housing

**INCLUDES:** (2) Lithium-Ion SlimPack Batteries, 30 Minute Charger, Double Ended Bit, Carrying Case

Part #	Rating	RPM	Torque (in. lbs.)	Weight (lbs.)
BST36618-02	18V	0-1600	500	3.7 lbs.

## Impact Driver

NEW



- Most Compact Impactor™ Design - For increased maneuverability in tight spaces and comfort
- Bosch Lithium-Ion - Advanced Lithium-Ion technology that combines Electronic Cell Protection (ECP), unique battery pack design, and customized electronics to deliver optimal battery life and performance
- Built-In LED Light - Great for dark corners or enclosed areas

**INCLUDES:** (2) Lithium-Ion FatPack Batteries, 30 Minute Charger, Double-ended Phillips Bit, Belt Clip, Carrying Case

Part #	Rating	RPM	Torque (in. lbs.)	Weight (lbs.)
BST25618-01	18V	0-3200	1500	3.8 lbs.

## High Torque Impact Wrench with Pin Detent



- Heavy Duty All-Metal Motor, Impact Hammer and Anvil System
- Bosch Lithium-Ion - Advanced Lithium-Ion technology that combines Electronic Cell Protection (ECP), unique battery pack design, and customized electronics to deliver optimal battery life and performance
- LED Light - Adds visibility in dark areas
- Ergonomic Soft-Grip Handle and Surfaces - Adds comfort and reduces user fatigue
- True Flat Anvil Design - Makes changing sockets easier

**INCLUDES:** (2) Lithium-Ion FatPack Batteries, 30 Minute Fast Charger

Part #	Rating	RPM/BPM	Torque (ft. lbs.)	Weight (lbs.)
BSTH181-01	18V	1900/2100	500	6.7 lbs.

## 1" SDS-plus® Rotary Hammer



- 1" Solid Bit Capacity/2.5" Core Bit Capacity
- 3-Mode Selector - Rotation only, rotary hammer and hammer only mode
- Lithium-Ion 36V Batteries - Allows more battery charges, longer run time and more power
- Tool-free Bit Changes with Automatic Bit Locking, Dust Protection and Maximum Impact Energy Transfer Rate
- Vario-Lock™ Positioning - Rotates and Locks chisel into 36 different positions
- Integral Clutch - Helps minimize torque reaction

**INCLUDES:** (2) Lithium-Ion 36V FatPack Batteries, 1-Hour Fast Charger, 360° Auxiliary Handle, Depth Gauge, Carrying Case

Part #	Rating	RPM	Capacity (in.)	Weight (lbs.)
BST11536VSR	36V	960	1 - 1-1/4	7.2 lbs.

## 6-1/2" Circular Saw



**18 VOLT** LITHIUM-ION FLEXIBLE POWER SYSTEM

- Bosch Lithium-Ion - Advanced Lithium-Ion technology that combines Electronic Cell Protection (ECP), unique battery pack design, and customized electronics to deliver optimal battery life and performance
- 6-1/2" Saw Blade - Cut through 2x material even at full depth of cut
- Exclusive Anti-sag Lower Guard - For ease of cut
- Easy to Read Depth of Cut Gauge - Maximizes cutting performance
- 50° Bevel - For wider range of applications
- Heavy-Duty Aluminum Foot and Upper Guard - For enhanced durability

**INCLUDES:** Lithium-Ion FatPack Battery, Lithium-Ion Fast Charger, Allen Key, 6-1/2" 18-tooth Carbide Blade

Part #	Rating	RPM	Dia. (in.)	Weight (lbs.)
BSTCCS180K	18V	3900	6-1/2	6.6 lbs.

## 4-1/2" Angle Grinder



**18 VOLT** LITHIUM-ION FLEXIBLE POWER SYSTEM

- Bosch Lithium-Ion - Advanced Lithium-Ion technology that combines Electronic Cell Protection (ECP), unique battery pack design, and customized electronics to deliver optimal battery life and performance
- Powerful 4-Brush Motor Design - For heavy duty applications
- Overload Protection and Lifetime Brush Design - Creates long motor life without need to change brushes
- Burst-Wheel Resistant Guard Design - Resists rotation in the case of wheel burst

**INCLUDES:** (2) Lithium-Ion FatPack Batteries, Grinding and Cutting Guards, Flange Kit Including Side Handle, Spanner Wrench and Matched Flanges, Carrying Case

Part #	Rating	RPM	Dia. (in.)	Weight (lbs.)
BSTCAG180-01	18V	10,000	4-1/2	5.0 lbs.

## Premium 360° Stereo (Basic)



LITHIUM-ION



- 360° Premium Stereo Sound
- 4 Speakers and Subwoofer
- Rugged Aluminum/Rubber Roll Cage withstands tough jobsite conditions
- Weather-resistant Design
- Play MP3 and WMA digital music files from most MP3 players, CD players and most SD/MMC cards and USB mass storage devices
- Satellite Radio, SD/MMC Memory Cards, USB Port, Line Out Port
- 4 Power Outlets
- 12V DC Power Outlet - Compatible with Cars

Part #	Description	Weight (lbs.)
BSTPB360S	14.5" x 14" x 13.5", NO remote, NO backlit	25

## Reciprocating Saw



**18 VOLT** LITHIUM-ION FLEXIBLE POWER SYSTEM

1 FatPack

- Bosch Lithium-Ion - Advanced Lithium-Ion technology that combines Electronic Cell Protection (ECP), unique battery pack design, and customized electronics to deliver optimal battery life and performance
- Compact Size - Makes it easier to get into tight spaces
- Patented Lockjaw™ Blade Change System - For fast, easy one handed blade insertion and ejection
- 1-1/8" Stroke - Remove more material per stroke
- Variable Speed Trigger - Helps you ease into the material without kickback

**INCLUDES:** Lithium-Ion FatPack Battery, Lithium-Ion Fast Charger, (2) Bi-metal Reciprocating Blades

Part #	Rating	RPM	Stroke (in.)	Weight (lbs.)
BSTCRS180K	18V	2700	1-1/8	7.6 lbs.

## Batteries



LITHIUM-ION



BSABAT836      BSABAT618      BSABAT609      BSABAT411

Part #	Description	Voltage
BSABAT836	FatPack	36V
BSABAT618	FatPack	18V
BSABAT609	SlimPack	18V
BSABAT411		12V

## Chargers



BSABC630



BSABC430

Part #	Description	Voltage
BSABC630	14.4V-18V FatPack	30
	14.4V-18V SlimPack	30
BSABC430	12V	30

## Flashlights



LITHIUM-ION



BSAFL11A



BSACFL180

Part #	Description	Voltage
BSTFL11A	7+ Hours Continuous Run Time	12V
BSTCFL180	Enables Up to 4 Hours of Continuous Run Time	18V



### X5L™ SDS-plus® Full Head Hammer Carbide



**Full Head Carbide Tip**  
 • Lasts 4X longer than Hilti TE-C3X in rebar\*  
 • Faster drilling speed and less carbide wear

**Centric Conical Tip**  
 • Guides bit through concrete  
 • Provides rounder holes

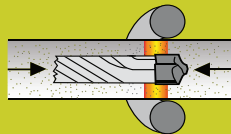
**Wear Mark**  
 • Alerts user when bit has worn to a level inappropriate for precision anchoring

**Flute Design**  
 • Fast dust removal  
 • Runs cooler  
 • Optimized flute cross section reduces stress

**Diffusion Bonding Technology**  
 • Stronger carbide bond for a longer lasting bit



**Diffusion Bonding**  
 Carbide and steel are bonded together at a molecular level.



Part #	Diameter	Useable Length	Length	Qty.
BSAHCFC2010	3/16"	2"	4"	1
BSAHCFC2010B25	3/16"	2"	4"	25
BSAHCFC2011	3/16"	4"	6-1/2"	1
BSAHCFC2011B25	3/16"	4"	6-1/2"	25
BSAHCFC2012	3/16"	6"	8-1/2"	1
BSAHCFC2012B25	3/16"	6"	8-1/2"	25
BSAHCFC2014	3/16"	10"	12"	1
BSAHCFC2014B25	3/16"	10"	12"	25
BSAHCFC2040	1/4"	2"	4"	1
BSAHCFC2040B25	1/4"	2"	4"	25
BSAHCFC2041	1/4"	4"	6-1/2"	1
BSAHCFC2041B25	1/4"	4"	6-1/2"	25
BSAHCFC2042	1/4"	6"	8-1/2"	1
BSAHCFC2042B25	1/4"	6"	8-1/2"	25
BSAHCFC2044	1/4"	10"	12"	1
BSAHCFC2044B25	1/4"	10"	12"	25
BSAHCFC2051	5/16"	4"	6-1/2"	1
BSAHCFC2051B25	5/16"	4"	6"	25
BSAHCFC2054	5/16"	10"	12"	1
BSAHCFC2061	3/8"	4"	6-1/2"	1
BSAHCFC2061B25	3/8"	4"	6"	25
BSAHCFC2064	3/8"	10"	12"	1
BSAHCFC2064B25	3/8"	10"	12"	25
BSAHCFC2067	3/8"	16"	18"	1
BSAHCFC2081	1/2"	4"	6-1/2"	1
BSAHCFC2081B25	1/2"	4"	6"	25
BSAHCFC2084	1/2"	10"	12"	1
BSAHCFC2084B25	1/2"	10"	12"	25
BSAHCFC2087	1/2"	16"	1-8"	1
BSAHCFC2102	5/8"	6"	8-1/2"	1
BSAHCFC2103	5/8"	10"	12"	1
BSAHCFC2104	5/8"	16"	18"	1

### SDS-plus® Hammer Carbide



SDS-plus® Wild-Bore™ with Speed-X Technology

Part #	Diameter	Useable Length	Length	Qty.
BSAHC2224	3/4"	8"	10"	1
BSAHC2227	3/4"	16"	18"	1
BSAHC2244	7/8"	8"	10"	1
BSAHC2247	7/8"	16"	18"	1
BSAHC2263	1"	8"	10"	1
BSAHC2267	1"	16"	18"	1
BSAHC2283	1-1/8"	8"	10"	1
BSAHC2287	1-1/8"	16"	18"	1

### SDS-plus® S4L® Rotary Hammer Bits



15% more life time in concrete

- Optimized brazing and hardening process for long life in reinforced concrete
- Optimized flute design to reduce stress and make the bit run cooler
- 4-flute design for fast dust removal
- Centric tip for optimal hole geometry

Part #	Diameter	Useable Length	Length	Qty.
BSAHC2000	5/32"	2"	4"	1
BSAHC2001	5/32"	4"	6"	1
BSAHC2001B5	5/32"	4"	6"	5
BSAHC2001B25	5/32"	4"	6"	25
BSAHC2010	3/16"	2"	4"	1
BSAHC2010B5	3/16"	2"	4"	5
BSAHC2010B25	3/16"	2"	4"	25
BSAHC2011	3/16"	4"	6"	1
BSAHC2011B5	3/16"	4"	6"	5
BSAHC2011B25	3/16"	4"	6"	25
BSAHC2012	3/16"	6"	8"	1
BSAHC2012B5	3/16"	6"	8"	5
BSAHC2012B25	3/16"	6"	8"	25
BSAHC2013	3/16"	8"	10"	1
BSAHC2013B5	3/16"	8"	10"	5
BSAHC2013B25	3/16"	8"	10"	25
BSAHC2014	3/16"	10"	12"	1
BSAHC2014B5	3/16"	10"	12"	5
BSAHC2014B25	3/16"	10"	12"	25
BSAHC2015	3/16"	12"	14"	1
BSAHC2015B5	3/16"	12"	14"	5
BSAHC2015B25	3/16"	12"	14"	25
BSAHC2031	7/32"	4"	6"	1
BSAHC2031B5	7/32"	4"	6"	5
BSAHC2031B25	7/32"	4"	6"	25
BSAHC2032	7/32"	6"	8"	1
BSAHC2032B5	7/32"	6"	8"	5
BSAHC2032B25	7/32"	6"	8"	25
BSAHC2034	7/32"	10"	12"	1
BSAHC2034B5	7/32"	10"	12"	5

## Rebar Cutter



**NEW**



**Fast, sure drilling through rebar**

- SDS-plus® Shank**
  - Eliminates need for a separate drill
- Relief Hole**
  - Dissipates heat and allows for slug removal
- High quality carbide**
  - For long drilling life
- Steep Spiral Flute**
  - Removes debris fast



Part #	Diameter	Length	Qty.
BSARC2064	3/8"	12"	1
BSARC2084	1/2"	12"	1
BSARC2094	9/16"	12"	1
BSARC2104	5/8"	12"	1
BSARC2124	3/4"	12"	1
BSARC2144	7/8"	12"	1
BSARC2164	1"	12"	1
BSARC2168	1-1/8"	12"	1
BSARC2172	1-1/4"	12"	1
BSARC2176	1-1/2"	12"	1

## SDS-max® Rotary Hammer Core Bits



Bosch SDS-max® rotary hammer core bits are carbide tipped with an integral shank for better power transmission. Maximum core size is 2-5/8" deep.

- Asymmetrical Carbide Teeth**
  - Faster cutting, longer life
- Wave Design**
  - Transfers energy to bit more effectively for up to 40% better drilling
- All-in-One Core**
  - Transmits power directly to the end of the bit



Part #	Diameter	Useable Length	Length	Qty.
BSAHC8501	1-3/4"	7"	12"	1
BSAHC8506	1-3/4"	17"	22"	1
BSAHC8510	2"	7"	12"	1
BSAHC8515	2"	17"	22"	1
BSAHC8521	2-5/8"	7"	12"	1
BSAHC8526	2-5/8"	17"	22"	1
BSAHC8530	3"	7"	12"	1
BSAHC8531	3-1/4"	7"	12"	1
BSAHC8536	3-1/4"	17"	22"	1
BSAHC8540	3-9/16"	7"	12"	1
BSAHC8545	3-9/16"	17"	22"	1
BSAHC8550	4"	7"	12"	1
BSAHC8555	4"	12"	17"	1
BSAHC8575	5"	17"	22"	1
BSAHC8595	6"	17"	22"	1
BSAHC88 Centering Bit & Drif Pin	—	—	5-5/16"	1

## SDS-max® Hammer Carbide



**SDS-max® Rotary Hammer Bits with Speed-X Technology**

Bosch carbide rotary hammer bits feature tips that stay sharper longer and deliver more holes within their ANSI specification than competitors' bits.

- Manufactured to ANSI standards.
- SDS-max® rotary hammer bits not only fit Bosch SDS-max® hammers, but also competitive SDS-max® drive hammers and Hilti hammers using TE-Y and TE-FY shanks

Part #	Diameter	Useable Length	Length	Qty.
BSAHC5005†	3/8"	8"	13"	1
BSAHC5010†	1/2"	8"	13"	1
BSAHC5012†	1/2"	11"	16"	1
BSAHC5011†	1/2"	16"	21"	1
BSAHC5013†	1/2"	24"	29"	1
BSAHC5015†	9/16"	8"	13"	1
BSAHC5016†	9/16"	16"	21"	1
BSAHC5017†	9/16"	24"	29"	1
BSAHC5020	5/8"	8"	13"	1
BSAHC5021	5/8"	16"	21"	1
BSAHC5024	5/8"	24"	29"	1
BSAHC5023	5/8"	31"	36"	1
BSAHC5026	11/16"	16"	21"	1
BSAHC5030	3/4"	8"	13"	1
BSAHC5031	3/4"	16"	21"	1
BSAHC5034	3/4"	24"	29"	1
BSAHC5033	3/4"	31"	36"	1
BSAHC5036	13/16"	16"	21"	1
BSAHC5040	7/8"	8"	13"	1
BSAHC5041	7/8"	16"	21"	1
BSAHC5044	7/8"	24"	29"	1
BSAHC5043	7/8"	31"	36"	1
BSAHC5050	1"	8"	13"	1
BSAHC5051	1"	16"	21"	1
BSAHC5054	1"	24"	29"	1
BSAHC5053	1"	31"	36"	1
BSAHC5060	1-1/8"	8"	13"	1
BSAHC5061	1-1/8"	16"	21"	1
BSAHC5062	1-1/8"	24"	29"	1
BSAHC5063	1-1/8"	31"	36"	1
BSAHC5070	1-1/4"	8"	13"	1
BSAHC5071	1-1/4"	16"	21"	1
BSAHC5072	1-1/4"	24"	29"	1
BSAHC5073	1-1/4"	31"	36"	1
BSAHC5081	1-3/8"	16"	21"	1
BSAHC5082	1-3/8"	24"	29"	1
BSAHC5083	1-3/8"	31"	36"	1
BSAHC5091	1-1/2"	16"	21"	1
BSAHC5092	1-1/2"	24"	29"	1
BSAHC5093	1-1/2"	31"	36"	1
BSAHC5098	1-3/4"	16"	21"	1
BSAHC5099 †2 Cutter	2"	16"	21"	1

**DareDevil™ Spade Bits**



**Feed your need for speed!**  
**Drills 2.4X Faster with 53% Less Force than leading competitor**

- Full Cone Threaded Tip**
  - Fast and effortless drilling
- Spur and Reamer**
  - Cleaner holes
- Contoured Paddle**
  - Faster chip removal
- Hex Shank with Power Groove**
  - Reduces slippage

**DareDevil™ Standard Spade Bits**



Part #	Dia. (in.)	Length	Qty.	Bulk Item	Bulk Qty
BSTDSB1001	1/4"	6"	5	BSTDSB1001B	60
BSTDSB1002	5/16"	6"	5	BSTDSB1002B	60
BSTDSB1003	3/8"	6"	5	BSTDSB1003B	50
BSTDSB1004	7/16"	6"	5	BSTDSB1004B	50
BSTDSB1005	1/2"	6"	5	BSTDSB1005B	50
BSTDSB1006	9/16"	6"	5	BSTDSB1006B	50
BSTDSB1007	5/8"	6"	5	BSTDSB1007B	50
BSTDSB1008	11/16"	6"	5	BSTDSB1008B	40
BSTDSB1009	3/4"	6"	5	BSTDSB1009B	40
BSTDSB1010	13/16"	6"	5	BSTDSB1010B	40
BSTDSB1011	7/8"	6"	5	BSTDSB1011B	40
BSTDSB1012	15/16"	6"	5	BSTDSB1012B	30
BSTDSB1013	1"	6"	5	BSTDSB1013B	30
BSTDSB1015	1-1/8"	6"	5	BSTDSB1015B	25
BSTDSB1017	1-1/4"	6"	5	BSTDSB1017B	25
BSTDSB1019	1-3/8"	6"	5	BSTDSB1019B	20
BSTDSB1021	1-1/2"	6"	5	BSTDSB1021B	20
BSTDSBE1006	N/A	6" ext.	5	N/A	
BSTDSBE1012	N/A	12" ext.	1	N/A	


**NailKiller™ Augers**



**Easy in wood, tough on nails**  
**Last 3X Longer in nails and cuts with 20% Less Force than standard auger bits**

- Dual Cutting Edges**
  - Easier nail cutting and balanced drilling
- Reinforced Spine**
  - Added strength for heavy duty applications
- Reamer Edge**
  - Cleaner holes
- Stronger Tip**
  - Withstands repeated nail hits

**Cont... NailKiller™ Augers**



Part #	Dia. (in.)	Length	Flute	Shank Size	Qty.
BSTNKST04	1/4"	7-1/2"	4"	3/16"	1
BSTNKST05	5/16"	7-1/2"	4"	1/4"	1
BSTNKST06	3/8"	7-1/2"	4"	1/4"	1
BSTNKST07	7/16"	7-1/2"	4"	1/4"	1
BSTNKST08	1/2"	7-1/2"	4"	5/16"	1
BSTNKST09	9/16"	7-1/2"	4"	7/16"	1
BSTNKST10	5/8"	7-1/2"	4"	7/16"	1
BSTNKST11	11/16"	7-1/2"	4"	7/16"	1
BSTNKST12	3/4"	7-1/2"	4"	7/16"	1
BSTNKST13	13/16"	7-1/2"	4"	7/16"	1
BSTNKST14	7/8"	7-1/2"	4"	7/16"	1
BSTNKST15	15/16"	7-1/2"	4"	7/16"	1
BSTNKST16	1"	7-1/2"	4"	7/16"	1
BSTNKST18	1-1/8"	7-1/2"	4"	7/16"	1
BSTNKST20	1-1/4"	7-1/2"	4"	7/16"	1
BSTNKST22	1-3/8"	7-1/2"	4"	7/16"	1
BSTNKST24	1-1/2"	7-1/2"	4"	7/16"	1
BSTNKMT06	3/8"	13"	9"	1/4"	1
BSTNKMT07	7/16"	13"	9"	1/4"	1
BSTNKMT08	1/2"	13"	9"	5/16"	1
BSTNKMT09	9/16"	13"	9"	7/16"	1
BSTNKMT10	5/8"	13"	9"	7/16"	1
BSTNKMT11	11/16"	13"	9"	7/16"	1
BSTNKMT12	3/4"	13"	9"	7/16"	1
BSTNKMT13	13/16"	13"	9"	7/16"	1
BSTNKMT14	7/8"	13"	9"	7/16"	1
BSTNKMT15	15/16"	13"	9"	7/16"	1
BSTNKMT16	1"	13"	9"	7/16"	1
BSTNKMT18	1-1/8"	13"	9"	7/16"	1
BSTNKMT20	1-1/4"	13"	9"	7/16"	1
BSTNKMT22	1-3/8"	13"	9"	7/16"	1
BSTNKMT24	1-1/2"	13"	9"	7/16"	1
BSTNKLT06	3/8"	17-1/2"	13-1/2"	1/4"	1
BSTNKLT07	7/16"	17-1/2"	13-1/2"	1/4"	1
BSTNKLT08	1/2"	17-1/2"	13-1/2"	5/16"	1
BSTNKLT09	9/16"	17-1/2"	13-1/2"	7/16"	1
BSTNKLT10	5/8"	17-1/2"	13-1/2"	7/16"	1
BSTNKLT11	11/16"	17-1/2"	13-1/2"	7/16"	1
BSTNKLT12	3/4"	17-1/2"	13-1/2"	7/16"	1
BSTNKLT13	13/16"	17-1/2"	13-1/2"	7/16"	1
BSTNKLT14	7/8"	17-1/2"	13-1/2"	7/16"	1
BSTNKLT15	15/16"	17-1/2"	13-1/2"	7/16"	1
BSTNKLT16	1"	17-1/2"	13-1/2"	7/16"	1
BSTNKLT17	1-1/16"	17-1/2"	13-1/2"	7/16"	1
BSTNKLT18	1-1/8"	17-1/2"	13-1/2"	7/16"	1
BSTNKLT20	1-1/4"	17-1/2"	13-1/2"	7/16"	1
BSTNKLT22	1-3/8"	17-1/2"	13-1/2"	7/16"	1
BSTNKLT24	1-1/2"	17-1/2"	13-1/2"	7/16"	1
NSTNKXB0711	11/16"	24"	18"	7/16"	1
BSTNKXB0713	13/16"	24"	18"	7/16"	1
BSTNKXB0715	15/16"	24"	18"	7/16"	1
BSTNKXB0717	1-1/16"	24"	18"	7/16"	1

## 3/4" SDS-plus® Rotary Hammer Drill

**BULLDOG**



Impact Energy  
1.6 Ft. Lbs.

- SDS-plus® Tool Holder - Tool-free bit changes with automatic bit locking, dust protection and maximum impact energy transfer rate
  - Patented Rotating Brush Plate - Provides equal power in reverse and extends brush life
  - Integral Clutch - Helps minimize torque reaction
  - Variable-speed Reversing Trigger - For accurate bit starting, as well as removing fasteners or bound bits
- INCLUDES: 360° Auxiliary Handle, Depth Gauge, Carrying Case

Part #	Capacities	RPM/BMP	AMPS	Net Weight
BST11250VSR	Masonry 3/4"	1,000/4400	6.1	5.4 lbs.

## 1" SDS-plus® Combination Hammer Drill

**BULLDOG**



Impact Energy  
2.2 Ft. Lbs.

- Multi-function Selector - 3 modes of operation
  - Vario-Lock™ Positioning
  - Patented Rotating Brush Plate - Provides equal power in forward and reverse
  - Patented Cord Turret - 35° pivot for added flexibility and longer cord life
  - Variable-speed Reversing Trigger
  - Integral Clutch - Helps minimize torque reaction
- INCLUDES: Auxiliary Handle, Depth Gauge, Carrying Case

Part #	Capacities	RPM/BMP	AMPS	Net Weight
BST11253VSR	Masonry 1"	1,300/5800	7.2	6.4 lbs.

## 7/8" SDS-plus® Combination Hammer Drill

**BULLDOG**



Impact Energy  
1.6 Ft. Lbs.

- SDS-plus® Bit System
  - Multi-function Selector
  - Variable-speed Reversing Trigger
  - Vario-Lock™ Positioning
  - D-handle Design
  - 360° Auxiliary Handle with Built-in Depth Gauge
  - Integral Clutch - Helps minimize torque reaction
- INCLUDES: 360° Auxiliary Handle, Depth Gauge, Carrying Case

Part #	Capacities	RPM/BMP	AMPS	Net Weight
BST11224VSR	Concrete 7/8"	1,100/6150	6.9	6.5 lbs.

## 1-1/4" SDS-plus® Combination Hammer Drill



Impact Energy  
3.7 Ft. Lbs.

- Quick Change Chuck System
  - Multi-function Selector - 3 modes of operation: rotary hammer, hammer only mode, rotation only mode
  - Integral Clutch - Helps minimize torque reaction
  - Vario-Lock™ Positioning - Rotates and locks chisel into 12 different positions
  - Variable Speed 3 Finger Trigger - Better operator control and accurate bit starting
- INCLUDES: Auxiliary Handle, Depth Gauge, Carrying Case

Part #	Capacities	RPM/BMP	AMPS	Net Weight
BSTRH432VCQ	Concrete 1-1/4"	1900/4000	8.5	10.3 lbs.

## 3/4" SDS-plus® Rotary Hammer Drill

**BULLDOG**



Impact Energy  
1.6 Ft. Lbs.

- Patented Rotating Brush Plate - Provides equal power in reverse and extends brush life
  - Integral Clutch - Helps minimize torque reaction
  - 360° Auxiliary Handle
  - Dust Collection with Micro-filter System - Dramatically reduces dust on the jobsite
  - Easily Adjustable Dust Collection Unit - Install or remove with one hand
  - Integrated Dual Fan System
- INCLUDES: 360° Auxiliary Handle, Depth Gauge, Dust Collection Unit, Carrying Case

Part #	Capacities	RPM/BMP	AMPS	Net Weight
BST11250VSRD	Masonry 3/4"	1,000/4400	6.1	7.4 lbs.

## 1" SDS-plus® Combination Hammer Drill

**BULLDOG**



Impact Energy  
2.2 Ft. Lbs.

- Multi-function Selector
  - Vario-Lock™ Positioning
  - Patented Rotating Brush Plate - Provides equal power in forward and reverse
  - Patented Cord Turret - 35° pivot for added flexibility and longer cord life
  - Variable-speed Reversing Trigger
  - D-handle design - Ideal for overhead and downward drilling applications
- INCLUDES: Auxiliary Handle, Depth Gauge, Carrying Case

Part #	Capacities	RPM/BMP	AMPS	Net Weight
BST11255VSR	Concrete 1"	1,300/5800	7.5	6.7 lbs.

## 1-1/8" SDS-plus® Combination Hammer Drill



Impact Energy  
2.6 Ft. Lbs.

- Multi-function Selector - 3 modes of operation: rotary hammer, hammer only mode, rotation only mode
  - Integral Clutch - Helps minimize torque reaction
  - Vario-Lock™ Positioning - Rotates and locks chisel into 12 different positions
- INCLUDES: Auxiliary Handle, Depth Gauge, Carrying Case

Part #	Capacities	RPM/BMP	AMPS	Net Weight
BSTRH328VC	Concrete 1-1/8"	900/4000	8.0	7.9 lbs.

## 1-9/16" SDS-max® Combination Hammer Drill



Impact Energy  
5.2 Ft. Lbs.

- SDS-max® Bit System
  - "Combination" Dual Mode Selector
  - Integral Clutch - Helps minimize torque reaction
  - Vario-Lock™ Positioning - Rotates and locks chisel into 12 different positions to optimize working angle
  - 360° Auxiliary Handle
  - Innovative Service Modules - Designed so a qualified service technician can quickly replace the brushes and cord
- INCLUDES: Auxiliary Handle, Carrying Case

Part #	Capacities	RPM/BMP	AMPS	Net Weight
BST11240	Concrete 1-9/16"	1900/4000	10.0	13.2 lbs.

## 1-5/8" SDS-max® Combination Hammer Drill



Impact Energy  
8.1 Ft. Lbs.  
TURBO



- Active Vibration Control™
  - One-Hand™ SDS-max® - One-hand tool free system makes changing bits easier than ever before
  - Constant Response™ Circuitry
  - Turbo™ Power - Delivers 20% more power in hammer only mode.
  - Integral Clutch - Helps minimize torque reaction
  - Vario-Lock™ Positioning - Rotates and locks chisel into 12 different positions
  - Auto-Max™ Variable Speed Dial - Ensures maximum speed every time the tool is turned on
- INCLUDES: Auxiliary Handle, Carrying Case

Part #	Capacities	RPM/BMP	AMPS	Net Weight
BST11264EVS	Concrete 1-5/8"	340/2900	13.0	14.3 lbs.

## 1-3/4" SDS-max® Combination Hammer Drill



Impact Energy  
11.1 Ft. Lbs.

- "Combination" Dual Mode Selector
  - Constant Response™ Circuitry - Provides soft-start, maintains constant speed under load, provides overload protection
  - Turbo™ Power Feature - Delivers 20% more power in hammer only mode
  - Integral Clutch - Helps minimize torque reaction
  - Vario-Lock™ Positioning - Rotates and locks chisel into 12 different positions to optimize working angle
  - Variable Speed Dial - For accurate bit starting and controlled chipping
- INCLUDES: Auxiliary Handle, Carrying Case

Part #	Capacities	RPM/BMP	AMPS	Net Weight
BST11263EVS	Concrete 1-3/4"	280/2800	13.5	17.9 lbs.

## 2" SDS-max® Combination Hammer Drill



Impact Energy  
13.3 Ft. Lbs.

- "Combination" Dual Mode Selector - 2 modes of operation, rotary hammer and hammer only mode
  - Constant Response™ Circuitry - Provides soft-start, maintains constant speed under load, provides overload protection
  - Integral Clutch - Helps minimize torque reaction
  - Vario-Lock™ Positioning - Rotates and locks chisel into 12 different positions to optimize working angle
  - Service Minder™ Light
  - Variable-speed Dial - For accurate bit starting
- INCLUDES: Auxiliary Handle, Carrying Case

Part #	Capacities	RPM/BMP	AMPS	Net Weight
BST11245EVS	Concrete 2"	250/2500	14.5	24.5 lbs.

## SDS-max® Demolition Hammer



Impact Energy  
18.4 Ft. Lbs.

- SDS-max® Bit System - Tool-free bit changes with automatic bit locking, dust protection and maximum impact energy transfer rate
  - Variable-speed Dial - For controlled chipping applications
  - Constant Response™ Circuitry - Provides soft-start, maintains constant speed under load, provides overload protection
  - Vario-Lock™ Positioning
  - Service Minder™ Light
  - Padded Rear Handle - Absorbs shock for operator comfort
- INCLUDES: Auxiliary Handle, Carrying Case

Part #	Length	BMP	AMPS	Net Weight
BST11316EVS	22-1/2"	900-1890	14.0	22.5 lbs.

## 1-1/8" Hex Collar Breaker Hammer



Impact Energy  
34 Ft. Lbs.



- Impact Force of 34 ft-lbs and Powerful 1750 W Motor - Fastest removal rate in its class
  - Active Vibration Control™ - Vibration reduction in the hammer mechanism and the grip area provides maximum user comfort
  - In-Line Design - Ultimate tool balance with multiple grip positions for maximum performance in angled, horizontal, and vertical applications
  - Well Positioned lock on switch - Eliminates unintentional shut off.
  - 360° Articulating Auxiliary Handle - Provides a wide range of movement along with operator comfort
  - 2-Way Tool Retainer - Accepts standard 1-1/8" (28mm) hex, air tool steel with retaining collar or Bosch internal locking combo steel
- INCLUDES: Pointed Chisel (400 mm), Articulating Auxiliary Handle, Carrying Case with Wheels

Part #	Length	BMP	AMPS	Net Weight
BST11335K	30-1/2"	1300	15.0	38.0 lbs.

## 1-1/8" Hex Collar Breaker Hammer



- Features T1757 Deluxe Hammer Cart
- Folding Foot Plate - Easily folds out of the way for use as a hand truck
- 8" Foam Tires - Puncture free tires absorb shock over rugged terrain
- Truck Ramp - For easy loading in and out of a truck or van
- Accessory Holders - Securely holds hammer steel in place during transportation
- Quick Release Strap - Durable Nylon material with quick release

- Cord Wrap - Convenience for transportation
- INCLUDES: (2) Star Point Chisels, (2) Narrow Chisels

Impact Energy  
43 Ft. Lbs.

Part #	Length	BMP	AMPS	Net Weight
BST11304KD	29-3/4"	1400	15.0	64.0 lbs.





### 4-1/2" Paddle Switch Grinder



AC/DC Capability

- Lock-on/off Switch - For extended use applications
- 2-Position Vibration Control™ Side and Main Handles - Reduces vibration up to 60%, providing uncompromising user comfort for extended periods of work
- Service Minder™ Brushes - Eliminates guess work, stops tool when preventive maintenance is required

**INCLUDES:** Guard, Vibration Control Auxiliary Handle, Flange Kit (inner and outer wheel flanges), Spanner Wrench, Abrasive Wheel

Part #	Capacity	RPM	AMPS	Weight
BST1810PS	Grind 4-1/2", Sand 4", Brush 3"	11,000	120V 8.0	4.3 lbs.

### 5" Angle Grinder (variable speed)



Comfort Grip Rear Handle Trigger

- Powerful & Durable - For the most demanding jobs/ compact and light weight for all day use
- Lock-on/off Switch - For extended use applications
- 2-Position Vibration Control™ Handle - Reduces vibration up to 60%, providing uncompromising user comfort for extended periods of work
- Epoxy Coated Field Windings
- Service Minder™ Brushes - Eliminates guesswork,

**INCLUDES:** Guard, Vibration Control Auxiliary Handle, Flange Kit (inner and outer wheel flanges), Spanner Wrench, Abrasive Wheel

Part #	Capacity	RPM	AMPS	Weight
BST1803EVS	Grind 5", Sand 4", Brush 3"	11,000	120V 9.0	4.5 lbs.

### 5" Rat Tail Grinder



Service Minder™ Brushes

- Lock-on/off Switch - For extended use applications
- 2-Position Vibration Control™ Handle - Reduces vibration up to 60%, providing uncompromising user comfort for extended periods of work
- Constant Response™ Circuitry - Provides soft-start, maintains constant speed under load, provides overload protection
- Sealed Switch - Keeps debris out of the switch mechanism and extends switch life

**INCLUDES:** Guard, Vibration Control Auxiliary Handle, (2) 5" Grinding Wheels, Flange Kit, Spanner Wrench

Part #	Capacity	RPM	AMPS	Weight
BST1821	Grind 5", Sand 4", Brush 3"	11,000	120V 9.5	5.1 lbs.

### 7" High Performance Large Angle Grinder™



Service Minder™ Brushes Triple Switch

- Light Weight - Reduces fatigue and uncompromising user comfort during extended periods of work
- Vibration Control™ Side and Main Handles - Reduces vibration up to 60%, providing uncompromising user comfort for extended periods of work
- Quick Adjust Guard System
- Epoxy Coated Field Windings - Provides ultimate protection against abrasive dust and metal debris

**INCLUDES:** Vibration Control Auxiliary Handle, Quick Adjust Wheel Guard, Grinding Wheel Flange Kit, Spanner Wrench

Part #	Capacity	RPM	AMPS	Weight
BST1974-8	Grind 7", Sand 5", Brush 5"	8500	120V 15.0	11.4 lbs.

### 5" Concrete Surfacing Grinder



Service Minder™ Brushes Sealed Switch

- Lock-on/off Switch - For extended use applications
- Double Sealed Ball Bearings and Two "Lip-sealing" Protective Rings - Added protection against dust
- Constant-Response™ Circuitry - Provides soft-start, maintains constant speed under load
- Automatic Restart Protection - Protects against automatic restart after a power failure. Ensures that tool is intentionally powered on each time.

**INCLUDES:** Auxiliary Handle, Flange Kit, Spanner Wrench, 5" Diamond Cup Wheel, Vacuum Adapter, 3 Extra Brush Rings, Carrying Case

Part #	Capacity	RPM	AMPS	Weight
BST1773AK	Grind 5" - Diamond Cup Wheel	11,000	120V 10.0	5.95 lbs.

### 14" Benchtop Abrasive Cutoff Saw



Spindle Lock Adjustable Depth Stop

- Superior Motor Insulation - Extra motor over-load protection during tough applications
- Locking Vise with Quick-Release - Holds awkward material stable for fast and efficient cutting
- Adjustable Fence - Adjusts for bevel cuts ranging from 0-45°
- Trigger with Lock-on - For extended use applications
- Ball and Roller Bearing Construction - Smooth power transmission and extended tool life
- Precision Helical Steel Gears

**INCLUDES:** Wrench, 36 Grit Aluminum Wheel

Part #	HP	Max Depth	RPM	AMPS	Weight
BST3814	4.0	6"	3900	120V 15.0	42.0 lbs.

### Airsweep™ 13 Gallon Wet/Dry Vacuum Cleaner with Plastic Bag Capability



NEW

- 4 Modes of Operation for Maximum Vacuuming Versatility - Regular vacuum, Power Tool Activation, Pulse-Clean™, Pulse-Clean™ with Power Tool Activation
- Activation by Power Tool - Allows power tool's switch to turn vac on and off. 7-second run-on to clear hose of remaining debris
- Power Broker™ Dial - For allocating power (15 amps on a 15 amp circuit, 20 amps on a 20 amp circuit) between vacuum cleaner and connected power tool to optimize usage of the available power and avoid blown circuits. Also allows suction control for other purposes
- Bosch Exclusive Pulse-Clean™ Electromagnetic Filter Cleaning System - Shakes the dual filter cartridges to remove dust and maintain maximum

- suction power
- 4 Collection Systems - Tank-only, plastic bag, paper bag or slurry bag
- VAC023 Plastic Bag with 10 Gallon Capacity - Holds 20x more concrete dust than paper bags
- New VAC0PB Tank includes special air valve to equalize pressure inside and outside of plastic bag and hose port cap to contain dust after hose is removed
- Fine Dust Filtration Capabilities - Captures 99.93% particles of 3.0 microns and larger in diameter
- Large Rear Wheels and Front Casters with Rubber Tires, Plus Push Handle and Carrying Handle - For

- easy transportation
- 6.5 Max HP/11.1 - Amp Motor with Soft-start and Bypass Cooling - Powerful suction with features to protect motor and extend its life
- Wet Vacuuming Capability with Water Level Sensor and Drain Valve
- Rugged Construction/Polypropylene Tank - Durable and rust free
- Compact Size - Fits in crowded storage vans and tight storage areas

**INCLUDES:** 35mm 9.85 Ft. Locking Hose, (2) Polyester Filters, Paper Bag, Plastic Bag

Part #	Angle	PSI	Capacity	Weight
BSTSTN150-18	Straight	60 - 120	100 Nails	2.1 lbs.

## Barrel Grip Jig Saw



Variable Speed  
3-Position Dust  
Blower  
Low-Vibration

- Tool-free Blade Change System - For fast and easy blade changes
- Exclusive Multi-directional Blade Clamp Mechanism - Provides superior grip of T-shank blades. Prevents pullout and breakage
- 4-stage Orbital Action adjusts blade motion
- Low Position Roller Guide - Ensures blade stability and precise cutting

**INCLUDES:** Three Assorted Blades, Footplate Adjustment, Hex Key, Steel Footplate Insert, Anti-Splintering Insert, No-Mar Plastic Footplate Insert, Carrying Case

Part #	Capacities	SPM	AMPS	Net Weight
BST1584AVSK	Steel 3/8" / Wood 3-3/8"	3100	120V 5.0	5.5 lbs.

## Top Handle Jig Saw with 12 Blades



Variable Speed  
3-Position Dust  
Blower  
Low-Vibration

- Tool-free Blade Change System - For fast and easy blade changes
- Exclusive Multi-directional Blade Clamp Mechanism - Provides superior grip of T-shank blades. Prevents pullout and breakage
- 4-stage Orbital Action adjusts blade motion
- Low Position Roller Guide - Ensures blade stability and precise cutting

**INCLUDES:** 12 Assorted Blades, Footplate Adjustment Hex Key, Steel Footplate Insert, Anti-Splintering Insert, No-Mar Plastic Footplate Insert, Carrying Case, Blade Case

Part #	Capacities	SPM	AMPS	Net Weight
BST1587AVSP-1	Steel 3/8" / Wood 3-3/8"	3100	120V 5.0	5.5 lbs.

## Top Handle Jig Saw



Variable Speed  
On-Off Blower  
Low-Vibration

- Precision Control System - Provides up to 50% more accuracy than competitor saws & virtually no blade wander
- One-Touch® Blade Change System — One-handed insertion and lever ejection for fast and easy blade changes. No need to touch a hot blade!
- Exclusive Multi-directional T-shank Blade Clamp Mechanism - Provides superior grip of T-shank blades and prevents pull-out and breakage
- 4-stage Dust BLower – Adjusts orbital action

**INCLUDES:** Blade, Non-marring Footplate Overshoe, Anti-Splintering Insert, Carrying Case

Part #	Capacities	SPM	AMPS	Net Weight
BST1590EVSK	Steel 3/8" / Wood 5-5/16"	2800	120V 6.4	6.0 lbs.

## Barrel Grip Jig Saw



Variable Speed  
On-Off Blower  
Low-Vibration

- Precision Control System - Provides up to 50% more accuracy than competitor saws & virtually no blade wander
- One-Touch® Blade Change System — One-handed insertion and lever ejection for fast and easy blade changes. No need to touch a hot blade!
- Exclusive Multi-directional T-shank Blade Clamp Mechanism - Provides superior grip of T-shank blades and prevents pull-out and breakage
- 4-stage Dust BLower – Adjusts orbital action

**INCLUDES:** Blade, Non-marring Footplate Overshoe, Anti-Splintering Insert, Carrying Case

Part #	Capacities	SPM	AMPS	Net Weight
BST1591EVSK	Steel 3/8" / Wood 5-5/16"	2800	120V 6.4	6.0 lbs.

## 1-1/8" Reciprocating Saw



NEW

Dual LED  
Lights

- Tool-less Blade Change System - Fast and effortless blade installation and removal
- Variable Speed Trigger - Improves cutting control in various materials
- Ergonomic Handle with Soft Grip - Maximum comfort and gripping during cutting
- Saw Hook - Convenient tool storage between cuts
- Foot Adjustment - Allows easy foot positioning

**INCLUDES:** Reciprocating All-purpose Saw Blade, Allen Wrench, Jobsite Carrying Bag

Part #	Capacity	SPM	AMPS	Net Weight
BSTRS7	1-1/8" Stroke Length	2700	120V 11.0	8.5 lbs.

## 3/4" Reciprocating Saw



Variable Speed  
Trigger  
SOFT GRIP

- Bosch Lockjaw™ Blade System - Allows for one handed blade insertion and ejection
- Brute™ Drive System - Provides proven durability, endurance and power
- Saw Hook - Convenient tool storage between cuts
- Swivel cord - Allows mobility and provides strain relief
- Soft Grip Boot - Provides user sure under-hand and over-hand cutting

**INCLUDES:** Heavy Metal Blade, Carrying Case

Part #	Capacity	SPM	AMPS	Net Weight
BSTRS10	3/4" Stroke Length	2800	120V 12.0	8.2 lbs.

## 1-1/4" Demolition Reciprocating Saw



NEW



Variable Speed  
Trigger  
SOFT GRIP

- Anti-Vibration System - Up to 80% reduction
- Orbital Action - Aggressive orbital action results in the optimized cutting rates
- Lockjaw™ Blade Change System - Quick and easy blade changes. Allows one handed blade insertion and ejection
- Constant-Response™ Circuitry - Keeps tool running at constant speed under load
- Robust Demolition Foot - Easily remove or adjust foot with "Cam Lock" lever system

**INCLUDES:** Demolition Blade, Carrying Case

Part #	Capacity	SPM	AMPS	Net Weight
BSTRS35	1-1/4" Stroke Length	2900	120V 15.0	10.3 lbs.

## Barrel Grip Jig Saw



NEW

FINE CUT™

Variable Speed  
SOFT GRIP  
Low-Vibration

- Powerful and Accurate - Ideal for flush and trim cuts
- Dual LED - Easy to see your cutting zone
- Tool-Free Blade Change System - Fast and Easy Blade Change
- True Flush Cutting - Offset blade that cuts at working surface
- Light and Compact Design - Easy access to tight spaces
- Dual Blade Mounting System - Use blade on either side of the tool

**INCLUDES:** Fine-Tooth Flush Cut Blade for Wood

Part #	Capacities	SPM	AMPS	Net Weight
BST1640VS	5/8" Stroke Length	2800	120V 3.5	3.5 lbs.

## 7-1/4" Circular Saw



Spindle Lock  
Removable  
End Cap

- Die Cast Magnesium Footplate - For unmatched durability and flatness
- High Strength and Lightweight Magnesium Upper Guard
- 56° Bevel Capacity
- High Contrast Bevel and Depth Scales - For greater accuracy
- Anti-snag Lower Guard
- Saw Hook - Convenient saw storage between cuts
- Powerful Blower to Clear Dust in Line of Cut
- Adjustable Bevel and Depth Levers - For years of consistent locking

**INCLUDES:** 24 Tooth Carbide Blade, Blade Wrench, Carrying Bag

Part #	Dia.	Arbour	RPM	AMPS	Net Weight
BSTCS10	7-1/4"	5/8"	5600	120V 15.0	10.2 lbs.

## 10" Single-Bevel Slide Miter Saw



Spindle Lock  
Quick Release  
Fence

- Up-Front Bevel Lock Lever - Easily accessed controls for quick and accurate bevel setting
- Dual Workpiece Supports - Extends material support from 21" to 36"
- Exclusive Wedge-and-Slot Miter Detent System - Consistent and precise miter angles over the life of the tool
- High Visibility Bevel and Miter Scales - For easy setting of accurate bevel and miter angles
- Crown Miter Detents - 31.6° miter and 33.9° bevel detents for quick and accurate crown cuts
- Miter Detent Override - Enables miter cuts at any angle in saw's range
- Soft-grip Horizontal Handle with Ambidextrous Lockout - For comfortable repetitive cuts
- Electric Brake - For quick, repetitive cuts. Stops blade in seconds

**INCLUDES:** 10" 60-Tooth Carbide-Tipped Blade, Tool Free Workpiece Clamp, Blade Change Wrench, Dust Bag/Elbow

Part #	Dia.	Arbour	RPM	AMPS	Net Weight
BST4405	10"	5/8"	4700	120V 13.0	54.0 lbs.

## 10" Dual-Bevel Slide Miter Saw



Spindle Lock  
Electric Brake

- Up-Front Bevel Lock Lever and Range Selector Knob - Easily accessed controls for quick and accurate bevel settings
- Microfine Miter Adjustment Knob - For fine adjustment of key (detent) miter angles by up to 2°, left or right

- Multi-positioned Main Handle - Easily locks into any of 4 positions for optimum comfort and control
- Large 21" Base with Built-in Cast Sliding Extensions for 37-1/4" Total Length - Provides extended grip areas and extra support for longer materials
- Tall 4" Speed-Track Sliding Fences - For easy bevel set-ups and increased crown molding cutting capacities
- Miter Detent Override - Holds miter detent lever away from table for free rotation or engagement of Microfine Miter Adjustment feature
- Crown Miter Detents - 31.6° miter and 33.9° bevel detents for quick, accurate crown cuts
- Exclusive Wedge-and-Slot Miter Detent System - Consistent and precise miter angles over the life of the tool

**INCLUDES:** Premium 60-Tooth Thin-Kerf Carbide-Tipped Blade, Wrench Set, Tool-Free Vertical Work Clamp, Dust Elbow/Dust Bag, Multi-Purpose Tool

Part #	Dia.	Arbour	RPM	AMPS	Net Weight
BST4410	10"	5/8"	4800	120V 15.0	55.0 lbs.

## 12" Dual-Bevel Slide Miter Saw



Spindle Lock  
Electric Brake

- Large 25-1/2" Base with Built-In Cast Sliding Extensions for 40" total support
- Tall 4-1/2" Speed-Track Sliding Fences - For easy bevel set-ups and increased crown molding cutting capacities
- Built-in Length Stop - For quick repetitive cuts of the same length
- Exclusive Wedge-and-Slot Miter Detent System - Consistent and precise miter angles over the life of the tool
- Miter Detent Override - For fast and precise angle adjustment
- Crown Miter Detents - 31.6° miter and 33.9° bevel detents for quick, accurate crown cuts
- Dual Sliding Rail Design - For superior accuracy

**INCLUDES:** Premium 60-Tooth Thin-Kerf Carbide-Tipped Blade, Wrench Set, Tool-Free Vertical Work Clamp, Dust Bag/Elbow

- Up-Front Bevel Lock Lever and Range Selector Knob - Easily accessed controls for quick and accurate bevel settings
- Multi-Position Main Handle - Easily locks into any of four positions for optimum comfort and control

Part #	Dia.	Arbour	RPM	AMPS	Net Weight
BST5412	12"	1"	3800	120V 15.0	59.0 lbs.

## Gravity-Rise™ Wheeled Miter Saw Stand



Collapsible  
Design  
Heavy Duty



- Gravity-Rise™ Stand - Patented design for easy miter saw set-up and take down
- Universal Rapid-Release Tool Mounts - Fits most competitors' tools. Remove saw from the stand without tools. Rubber feet protect table or bench tops
- Expansion Rails - Expands material support up to 16 ft.
- Built-in Adjustable Repetitive Stops - Saves time and adapts stand to application
- 8" Treaded Wheels - Handles the toughest jobsite terrains

- Exceptional Portability - Quick and easy wheeled transport between jobsites without ever taking the saw off the stand
- Work Support Height Adjustment - Ultimate flexibility to accommodate different saws
- Adjustable Leveling Feet - For uneven terrain
- One Step Set-Up - Takes the work out of setting up and taking down the saw
- Consistent and preaccuracy

**INCLUDES:** Gravity-Rise™ Miter Saw Stand with Wheels, (2) Universal Rapid-Release Tool Mounts

Part #	Capacity	Net Weight
BSTT4B	16 ft. of material, constructed from steel	76.7 lbs.

## 10" Worksite Table Saw with Gravity-Rise™ Wheeled Stand



Arbour Lock  
On-Toll Storage

- Large 29" X 21-1/2" Machined Aluminum Tabletop
- Smart Guard System - Quick and easy-to-use modular blade guard, anti-kickback pawls and riving knife system provides superior control over the material while cutting
- SquareLock™ Rip Fence - Engineered for maximum trueness
- Exceptional Portability - Quick and easy transport between jobsites
- Heavy Duty Construction - Built to last with powder coat paint finish for longevity
- 8" Treaded Wheels

**INCLUDES:** 10" 40-Tooth Carbide-Tipped Blade, Rip Fence, Miter Gauge, Smart Guard System, Push Stick

Part #	Dia.	Arbour	RPM	AMPS	Net Weight
BST4100-09	10"	5/8"	3650	120V 15.0	60.0 lbs.

## Colt™ Single-Speed Electronic Palm Router



Base Opening  
1-9/16"

- Rugged Aluminum Fixed Base - Durable, solid and precise
- Fast & Precise Depth Adjustment System - Allows both macro and micro adjustment
- Versatile Bit-Changing System: Fast, easy bit changes using two wrenches or spindle lock and one wrench
- Softstart - Reduces start-up torque
- Constant Response™ Circuitry - Monitors and maintains speed under load for consistent performance and provides overload protection
- Quick-Clamp System - Allows motor to be easily adjusted or moved from base to base

**INCLUDES:** Motor, Fixed Base, 1/4" Self-Releasing Collet, 10mm Shaft Wrench, 17mm Collet Wrench

Part #	Collet (in.)	RPM	AMPS	Net Weight
BSTPR10E	1/4	35,000	120V 5.6	3.2 lbs.

## Colt™ Single-Speed Electronic Palm Router



Base Opening  
1-9/16"  
Variable Speed

- Straight Edge Guide — Guides router along edges of workpiece or up to 3-5/8" from edge
- Rugged Aluminum Fixed Base - Durable, solid and precise
- Fast & Precise Depth Adjustment System - Allows both macro and micro adjustment
- Versatile Bit-Changing System: Fast, easy bit changes using two wrenches or spindle lock and one wrench
- Softstart - Reduces start-up torque
- Constant Response™ Circuitry - Monitors and maintains speed under load

**INCLUDES:** Motor, Fixed Base, 1/4" Self-Releasing Collet, 10mm Shaft Wrench, 17mm Collet Wrench, Straight Edge Guide, Carrying Case

Part #	Collet (in.)	RPM	AMPS	Net Weight
BSTPR20EVSK	1/4	16,000 - 35,000	120V 5.6	3.2 lbs.

## 2.25 HP Combination Plunge & Fixed-Base Router Pack



Dust-Sealed  
Power Switch

- Macro and Microfine Bit Depth Adjustment System with Resettable Depth Indicator - For fast, precise depth adjustment
- Now Includes RA1161 Fixed Base with System - For adjusting bit depth from above a router table
- Quick-clamp System - Allows motor to be easily adjusted or moved from base to base
- Precision Centering Design - Makes it easy to keep bit on intended outline when using jigs, templates, dovetail fixtures and similar guidance devices
- Large 3-3/4" Base Opening Plus 2" Subbase Opening - Accepts large bits
- One-piece Armature Shaft - For accuracy and long bit shank capacity

**INCLUDES:** 16171 & 16176 Motors, Plunge & Fixed Bases, 1/4" & 1/2" Self-Releasing Collet Chucks, 16mm Shaft Wrench, 24mm Collet Nut Wrench, Fixed Base Chip Shield, T-Handle Hex Height Adjustment Wrench, Plunge Base Chip Shield, Carrying Case

Part #	Collet (in.)	RPM	AMPS	Net Weight
BST1617EVSPK	1/4, 3/8, 1/2	8000 - 25,000	120V 12.0	8.1 lbs.

## 3.25 HP Electronic Plunge Router



Soft Start  
Variable Speed  
Base Opening  
3-3/4"

- The most versatile and precise router above and below the table
- Converts easily spring mangement for use with router table and back to upright use
- Bosch-exclusive System - Defeats both plunge lock and plunge springs - For effortless depth adjustments in router table
- Precision Centering Design - Makes it easy to keep bit on intended outline when using jigs, templates, dovetail fixtures and similar guidance devices
- Macro and microfine adjustment knobs plus depth rod and turret - Versatile, precise depth adjustment
- Constant-Response™ Circuitry

**INCLUDES:** Motor, Fixed Base, 1/4" Self-Releasing Collet, 10mm Shaft Wrench, 17mm Collet Wrench

Part #	Collet (in.)	RPM	AMPS	Net Weight
BST1619EVS	1/4, 3/8, 1/2	8000 - 21,000	120V 15.0	13.2 lbs.

## 5" Variable Speed Palm Random Orbit Sander/Polisher Kit



NEW

Low Vibration  
Variable Speed

- Comfortable Soft-grip Top and Body - Multiple grip positions to prevent hand fatigue
- Low-vibration Design - Engineered for smooth running and user comfort
- High-performance Soft Microcellular Backing Pad - Provides a fine finish on flat or contoured surfaces
- Hook-Tight™ hook-&-loop disc attachment - Over 35,000 long-life hooks ensure firm grip of disc, (up to 2x the standard number of hooks.)
- Uses industry-standard 8-hole 5" hook-&-loop discs
- Integral pad dampening system - Helps prevent swirl marks
- Bosch Microfilter Dust Canister

**INCLUDES:** Soft Backing Pad, Microfilter Dust Canister, Vacuum Hose Adapter for 1-1/4", 1-1/2" and Bosch Vacuum Hoses, Sanding Disc, Carrying Case

Part #	Dia. (in.)	RPM	AMPS	Net Weight
BSTROS20VSK	5	7500 - 12,000	120V 2.5	3.5 lbs.

## 3" x 21" Variable-Speed Belt Sander



- Variable Speed Dial - Allows matching of speed to workpiece and task
- Belt Tracking Adjustment Knob for both vertical and horizontal applications, great for remodeling work
- 16-ft. Cord for extended range of operation
- Removable Front Handle - For close work
- Compact In-line Design - For better balance
- Sands Flush to Vertical Surfaces - For sanding versatility
- Lever Belt Release-action - For quick belt changes
- Belt Tracking Adjustment Knob
- Graphite Platen Protector Pad - For cool running and uniform sanding
- Replaceable wear inserts - Protect housing from damage
- Accepts optional sanding frame, stand and fence - For versatility and accuracy

**INCLUDES:** Dust Bag Assembly, Graphite Platen Pad, Sanding Belt, Vacuum Hose Adaptor for 1-1/4", 1-1/2" and Bosch Vacuum Hoses

Part #	Belt Size (in.)	SFPM	AMPS	Net Weight
BST1274DVS	3 x 21	550 - 1100	120V 6.0	7.5 lbs.

## Wall/Floor Covering Laser



**NEW** INTERIOR **65ft**  
20 m

- Bright, Visible Laser Lines - Clear, sharp and very precise for all tile and floor/wall covering surfaces
- Taller than Typical Floor Covering Layout Lasers - Raised from the surface to project over uneven surfaces. laser lines are brightly visible over obstructions, textures and most types of surface
- Select 0° and 90° Lines Plus Optional 45° Layout Line At the Press of a Button - This provides 0°, 45° and 90° layout from a single set-up
- Projects 90° Lines for Squaring
- Strong Magnets on the Bottom of the Tool -

- Provides secure and adjustable attachment on positioning plate and other ferrous-metal surfaces
- Includes Magnetic Base
- IP54 Dust and Water Protection - Ensures reliability in all job site conditions

**INCLUDES:** Versatile Steel Positioning Plate, Target, Soft Carrying Case, (4) AA Batteries

Part #	Accuracy	Range	Power	Weight
BSTGTL3	+/- 1/16" at 20'	up to 65'	(4) AA Batteries	1.1 lbs.

## 5-Point Self-Leveling Alignment Laser



**NEW** INTERIOR **100ft**  
30 m

- 5-Point Laser Projection - Level, plumb up, plumb down and square for accurate alignment and layout
- Accurately Transfers and Aligns, Level, Plumb, 90° Square and Grade Points
- Easy Field Recalibration - Maintains accuracy and prevents downtime
- Pocket-Sized - Only 4-1/8" tall; pouch fits on tool belt
- Easy Access Battery Compartment
- Integrated Reference Lines - For precise

- positioning of tool and transfer of points
- Smart Pendulum Leveling System - Self-levels, senses and indicates out-of-level condition, locks when switched off
- Multipurpose Attachment - Position and mount with magnets, strap or threaded mounts (1/4-20, 5/8-11)

**INCLUDES:** Multipurpose Attachment, Recalibration Wrench, Belt Pouch, (3) AA Batteries

Part #	Accuracy	Range	Power	Weight
BSTGPL5	+/- 1/4" at 100'	up to 100'	(3) AA Batteries	1.0 lbs.

## 3-Point Self-Leveling Alignment Laser



**NEW** INTERIOR **100ft**  
30 m


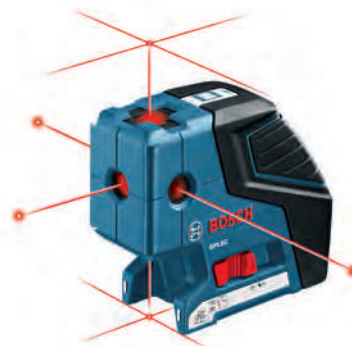
- 3-Point Plumb and Level Point Projection - Accurately transfers and aligns level, plumb, 90° and grade points
- Patented Diamond-Cut Beam Splitter - Single diode projects all points for superior accuracy
- Pocket-Sized - Only 4-1/8" tall; pouch fits on tool belt
- Integrated Reference Lines - For precise positioning of tool and transfer of points
- Easy Access Battery Compartment
- Multipurpose Attachment - Position and mount with magnets, strap or threaded mounts (1/4-20, 5/8-11)

- Robust Over-Molded Housing - Water and dust proof to ensure years of dependable operation
- Smart Pendulum Leveling System
- Self-levels, senses and indicated out-of-level condition, locks when switched off
- Easy Field Recalibration - Maintains accuracy and prevents downtime

**INCLUDES:** Multipurpose Attachment, Mounting Strap, Recalibration Wrench, Belt Pouch, (3) AA Batteries

Part #	Accuracy	Range	Power	Weight
BSTGPL3	+/- 1/4" at 100'	up to 100'	(3) AA Batteries	0.9 lbs.

## 5-Point Alignment Self-Leveling Laser with Cross Point Technology



**NEW** INTERIOR **100ft**  
30 m

- 5-Point Laser Projection plus Highly-visible Laser Cross Lines
- Cross Point Reference Lines - Projected from both ceiling and floor points
- Built-in Magnets at Base
- Smart Pendulum Leveling System - Self-levels and indicates out-of-level condition. Secure transport lock protects pendulum when unit is switched off
- Projects Plumb, Level And Square Points - For precise positioning and transfer of points for

- easy and accurate alignment of points in level, plumb, and square applications
- Selection Switch to Choose Between Laser Options of: 3 horizontal points for 90° alignment and leveling, Up and down cross points with 90° horizontal point, 5 points with cross points
- Highly-Visible Laser Dots and Lines
- IP54 Dust and Water Protection - Ensures reliability in all job site conditions

**INCLUDES:** Belt Pouch, (4) AA Batteries

Part #	Accuracy	Range	Power	Weight
BSTGPL5C	+/- 1/4" at 100'	up to 100'	(4) AA Batteries	1.1 lbs.

## Digital Angle Finder Kit



Measure 1st Angle



Measure 2nd Angle



Display the Exact Miter and Bevel Angles at the Touch of a Button for a Perfect Fit

- Precision Angle Finder - Measures the exact angle of existing surface within 0.1°
- Simple Miter Cut Calculator - Calculates the exact miter angle needed for perfect fit of baseboard, picture frames and more
- Compound Cut Calculator - Calculates the exact miter and bevel angles needed for a perfect fit of crown moldings and more
- Versatile Memory - Stores an angle measurement (such as crown molding spring angle) for repeated use
- Leg Extension - For confined areas

**INCLUDES:** Leg Extension, Carrying Case, (4) AA Batteries

Part #	Compound	Miter	Power	Weight
BSTDADF220K	0°-180°	0°-220°	(4) AA Batteries	2.4 lbs.

## Digital Multi-Detector



**INTERIOR**

- Multi-functional Detection of Ferrous and Non-ferrous Metals (Rebar, Studs and Pipes), Wood Studs and Live Wiring
- Detects steel up to 4" deep, even in concrete
- Illuminated Ring Around Marking Hole - Changes from green to red to provide clear indication of detection
- Zoom Feature in Metal Mode - For enhanced precision in detecting small objects, locating centers of large objects, and distinguishing between close objects
- Autocalibration In Metal Mode - Metal scan can be started at any location
- Informative LCD Display - Indicates mode, detection strength and more
- Audible Detection Signal
- On-tool Marking Pencil Storage - Accepts standard pencil width

**INCLUDES:** 2 Marking Pencils, Belt Pouch, 9V Battery

Part #	Max Depth	Power	Weight
BSTDMD4K	4" Metal / 2" Copper Wire	(1) 9V Battery	0.53 lbs.

## Laser Distance Measurer



**NEW**

**INTERIOR**

**230ft**  
70m

- Seven Measuring Modes - Length, area, volume, min./max., continuous, indirect length, multi-surface area measurements for versatile applications
- Four Measuring Reference Points - Back, front, swing-out extension pin for measuring from inside corners or channels, or center of optional tripod
- Multi-Surface Area Mode - Calculates the total area of several individual surfaces with a common length or height
- Min./max. Measurement Mode - For accurate measurement to the shortest / longest distance from a fixed reference point
- Indirect Length Measurement Mode - Calculate inaccessible distances that cannot be measured directly (due to obstruction or lack of reflecting surface)
- Built-in Bubble Vial - Provides visual reference when measuring horizontal distances
- Four Measurement Systems - Inches, feet and inches, decimal feet, and metric
- Pocket-sized - Only 4" (10 cm) tall.

**INCLUDES:** Belt Pouch, Hand Strap, (4) AAA Batteries

Part #	Range	Accuracy	Power	Weight
BSTGLR225	2"-230'	+/- 1/16"	(4) AAA Batteries	6.35 oz.

## Digital Multi-Detector



**NEW**

**INTERIOR**

**EXTERIOR**

- Plastic Pipe Detection - Pipes over 1" diameter are detectable up to 2-3/8" (6 cm) deep in Concrete Mode
- Wood Studs Detection - Up to 1-1/2" (3.8 cm) deep
- Five Detection Modes: Choose the specific construction barrier - concrete, deep concrete, filled pipes, drywall and masonry
- Large Illuminated Display
- Calibration-free - Ready to use anytime
- Four-Wheel Design - Easy and smooth maneuverability across surfaces
- Large LED Detection Indicator
- Audible Detection Signal - Easily switches on and off
- Multi-language Options - English, French, Spanish, German, Italian and Polish

**INCLUDES:** Soft Carrying Case, (4) AA Batteries

Part #	Max Depth	Power	Weight
BSTD-TECT150	6" Metal / 3-1/8" Copper Wire	(4) AA Batteries	1.6 lbs.

### Horizontal and Vertical Electronic Self-Leveling Rotary Laser with 90° Layout Beam



Ideal for ceilings, walls and partitions



Convenient leveling of floors, concrete and all interior and exterior surfaces

**Beam Customization**

- Four Lengths (0°, 10°, 25°, 50°) and Three Rotation Speed Settings (150, 300, 600 Rpm) for Diverse Application and Lighting Conditions

**New Shock Warning Function**

- This great feature gives an indication when the laser may have been moved or disturbed from its self-leveled condition

**Smart Electronic Self-Leveling Systems**

- Keeps the Unit Level or in Vertical in all

**Conditions or Vibrations Conditions**

- Full Range of Visibility Features - Scan and speed settings plus manual spot position makes for easy set up and alignment
- Easy to Check Field Calibration with Shock Warning Indication - Easy to Maintain Accuracy and Prevent Downtime
- Robust Construction with IP54 Protection and Rated for 1m Drop Test
- Easy to Load and Unload Battery Compartment

**NEW**

INTERIOR EXTERIOR



**1000ft**  
300 m

- Horizontal and Vertical Self Leveling for Level and Alignment, Plus a 90-degree Layout Beam
- Easy to Check Field Calibration with Shock Warning Indication - Easy to maintain accuracy and prevent downtime
- Smart Electronic Self Leveling System - Self Levels, senses and indicates out-of-level condition for security and accuracy on the job
- Full Range of Visibility Features - Scan, speed, adjustable head and remote
- Robust Construction with IP54 Protection and

- Rated for 1m Drop Test
- Beam Customization - Four lengths (0°, 10°, 25°, 50° ) and three rotation speed settings (150, 300, 600 rpm) for diverse application and lighting conditions
- New Shock Warning Function

**INCLUDES:** Laser Glasses, Remote Control RC1, Magnetic Target, WM4 Wall Mount, Hard Carrying Case, (2) D Batteries

Part #	Accuracy	Range	Power	Weight
BSTGRL300HV	+/-1/8" at 100'	1000'	(2) D Batteries	3.75 lbs.

### Telescoping Pole System for Laser Tools



INTERIOR EXTERIOR

- Complete Laser Tool Positioning System - Pole, Jointed Clamp and Tool Mount are all included
- Swiveling 1/4-20 Threaded Mount - For attachment of line or point layout laser
- Quick-Set Clamp - Easy placement at virtually any height between floor and ceiling
- Anti-Slip Surface on Foot and Ball - Jointed Head Plate for secure placement at floor and ceiling

**INCLUDES:** Telescoping Pole, Tool Mount, Mounting Clamp, Soft Carrying Case

Part #	Height (ft.)	Mount Threading	Weight
BSTBP350	4.6 - 11.5	1/4 - 20	5.5 lbs.

### Aluminum Contractors' Tripod



EXTERIOR

**63in**  
160 cm

- Lightweight and Durable Aluminum Design - Hinges, Clamps and Shoe Casings
- Electrostatic Powder-Painted Casting for a Durable and Long-Lasting Finish
- Positive Locking Quick Clamp
- 5/8-11 Thread Stud, Flat-Head Tripod - Universal with String Hook for Plumb Bob

**INCLUDES:** Heavy Duty Poly-Webbing Shoulder Strap

Part #	Head Type	Mount	Height (in.)	Weight
BSTBT160	Flat	5/8 - 11	38" - 63"	9.0 lbs.

## 3/8" VSR Drill



- All ball-bearing construction provides greater durability and longer tool life
- Contoured textured handle provides better gripping surface and reduces user fatigue
- Glass-filled nylon housing is durable, impact resistant and provides lower maintenance cost
- Belt clip conveniently holds tool and frees user's hands for other work

1 Year Free Service Contract  
3 Year Warranty

Part #	Chuck Size (in.)	Max Output	Amps	RPM
DWTD21002	3/8	480 W	6	0-2500

## 3/8" (10mm) VSR Pistol Grip Drill with Keyless Chuck



- 7.0 Amp motor delivers high performance in heavy-duty applications
- 3/8" all-metal ratcheting keyless chuck for greater bit retention
- 0-2,500 RPM, VSR trigger for versatility in drilling and fastening applications
- All ball-bearing construction provides greater durability and longer tool life

1 Year Free Service Contract  
3 Year Warranty

Part #	Chuck Size (in.)	Max Output	Amps	RPM
DWTDWD112	3/8	650 W	7.0	0-2500

## 1/2" (13mm) VSR Mid-Handle Grip Drill with Keyless Chuck



- 10.0 Amp motor delivers increased drilling performance
- Patented DEWALT built motor design generates 50% more power with increased overload protection for added durability
- 1/2" all-metal single-sleeve ratcheting keyless chuck with automatic spindle lock provides greater bit retention and tool-free convenience
- Mid-handle grip design with soft grip provides increased balance and comfort

1 Year Free Service Contract  
3 Year Warranty

Part #	Chuck Size (in.)	Max Output	Amps	RPM
DWTDWD215G	1/2	980 W	10.0	0-1200

## 1/2" (13mm) VSR Drill



- Helical-cut steel, heat-treated steel gears for long life and durability
- Metal gear housing for jobsite durability and increased reliability
- Two-finger, rubber trigger for increased comfort
- Triple gear reduction provides increased torque and reduces gear stress

1 Year Free Service Contract  
3 Year Warranty

Part #	Chuck Size (in.)	Max Output	Amps	RPM
DWTDW245	1/2	600 W	7.8	0-600

## 1/2" (13mm) Spade Handle Drill



- Variable speed reversible switch reduces air bubbles when mixing mud and offers greater control when drilling
- 9.0 AMPS, 120V motor provides enough power for any job site application
- 7.5 lbs. (3.4 kg) increases user productivity and decreases user fatigue

**Includes:**  
3-position side handle, Chuck key with holder, 2-position rear spade handle

1 Year Free Service Contract  
3 Year Warranty

Part #	Chuck Size (in.)	Max Output	Amps	RPM
DWTDW130V	1/2	600 W	9.0	0-550

## 1/2" (13mm) Impact Wrench with Detent Pin Anvil



- 345 ft-lbs of deliverable torque in forward and reverse
- 1/2" detent pin anvil
- AC/DC forward/reverse rocking switch
- Soft grip handle for increased comfort
- Ball bearing construction for increased durability

1 Year Free Service Contract  
3 Year Warranty

**Includes:**  
1/2" (13mm) Impact Wrench with Detent Pin Anvil

Part #	Impacts/Min	Torque	Amps	RPM
DWTDW292	2700 ipm	345 ft. lbs.	7.5	2100
DWTDW293	2700 ipm	345 ft. lbs.	7.5	2100

## 3/4" (19mm) Impact Wrench



1 Year Free Service Contract  
3 Year Warranty



- Easy forward or reverse, can run on AC or DC current
- Ball bearing construction for increased durability
- High torque level for heavy-duty fastening applications - 434 ft. lbs.
- Externally replaceable brushes allow for quick repairs on the jobsite

Part #	Impacts/Min	Torque	Amps	RPM
DWTDW297	2700 ipm	345 ft. lbs.	7.5	2100

## 1/2" VSR Pistol Grip Drill with E-Clutch Anti-Lock Control



- E-Clutch Anti-Lock Control monitors current to the motor and shuts tool down in lock-up situations for increased control
- Patented DEWALT built motor design generates 50% more power with increased overload protection for added durability
- Metal gear housing for jobsite durability and increased reliability

Part #	Chuck Size (in.)	Max Output	Amps	RPM
DWTDWD220	1/2	1100 W	10.5	0-1200

## 1/4" (6mm) VSR Drill



1 Year Free Service Contract  
3 Year Warranty



- Helical-cut steel, heat-treated steel gears for long life and durability
- Metal gear housing for jobsite durability and increased reliability
- Rubber grip and two-finger trigger for increased comfort and greater control
- Designed for small diameter holes in light-gauge steel.

Part #	Chuck Size (in.)	Max Output	Amps	RPM
DWTDW217	1/4	510 W	6.7	0-4000

## 1/2" (13mm) VSR Drill



1 Year Free Service Contract  
3 Year Warranty



- Helical-cut steel, heat-treated steel gears for long life and durability
- Metal gear housing for jobsite durability and increased reliability
- Two-finger, rubber trigger for increased comfort
- 360° side handle for greater control and versatility

Part #	Chuck Size (in.)	Max Output	Amps	RPM
DWTDW235G	1/2	600 W	7.8	0-850



## 13" Three Knife, Two Speed Thickness Planer



1 Year Free Service Contract  
3 Year Warranty

- Powerful 15.0 Amp, 20,000 rpm motor handles larger cuts in wider materials with ease
- Three knife cutter-head with 10,000 RPM cutter head speed delivers 30% longer knife life and makes knife change faster and easier
- Two speed gear box allows users to change feed speed to optimizing cuts per inch at 96 or 179 CPI
- Fan-assisted chip ejection vacuums chips off of the cutter-head and exhausts them out of the machine
- 19-3/4" cast aluminum base is 2X more rigid than a standard 10" base and folding tables

Part #	Load Speed	Max Depth	Amps	Weight
DWTDW735	Cutterhead 10,000	1/8 in.	15	92 lbs.

## 6-1/2 (165mm) TrackSaw Kit with 59" & 102" Track



1 Year Free Service Contract  
3 Year Warranty

- Zero clearance TrackSaw™ cutting system delivers precise, straight, splinterfree cuts
- For use with TrackSaw™ dual-edged tracks for perfectly straight cuts in both directions
- On-track cut depth: 2-1/8" (54mm) @ 90°, 1-5/8" (41mm) @ 45°; depth scale accurately indicates exact depth of cut accounting for track thickness.
- Continuous Anti-Kickback mechanism and riving knife prevent kickback when engaged
- Low profile blade guard allows saw to be used in confined spaces.

Part #	Load Speed	Blade Dia.	Amps	Weight
DWTDWS520CK	1750-4000 rpm	6 1/2 in.	12	11.5 lbs.

## Cut-Out Tool



1 Year Free Service Contract  
3 Year Warranty

- Tool-free bit change for fast and easy bit changing
- Turn-on/Bump-off switch
- 5.0 Amp, 30,000 rpm motor provides more cutting power
- Dust-Sealed Switch protects against dust ingestion for longer switch life

**Includes:**  
1 drywall cutting bit, 1/4", 1/8" collets

Part #	Collet Diameter	Weight	Amps	RPM
DWTDW660	1/8", 1/4"	3.2 lbs.	5.0	30,000

## 1/2" (13mm) VSR Stud & Joist Drill Kit with Clutch and Bind-Up Control®



1 Year Free Service Contract  
3 Year Warranty

- Bind-Up Control™ stall-sensing technology for increased control of reactionary torque
- Mechanical clutch in low speed delivers increased gear protection
- 2 variable speed ranges: 0-330 / 0-1300 RPM to match appropriate speed to the application
- Adjustable front handle and 2-position side handle provide maximum leverage and control
- 100% ball-bearing construction provides durability and longer tool life

Part #	Chuck Size (in.)	Max Output	Amps	RPM
DWTDWD220	1/2	1100 W	11.0	0-330/0-1300
DWTDW124K	1/2	850 W	11.5	300/1200

## LCD Heat Gun



1 Year Free Service Contract  
3 Year Warranty

- LCD Display allows user to adjust temperature within 50 degree increments
- Built-in overload protection shuts the heating element down and prevents burn up
- Built-in innovative kickstand support provides greater stability and prevents tip over

**Includes:** Cone Nozzle, Fishtail Surface Nozzle

Part #	Watts	Temp	Amps	Weight
DWTD26950	1550 W	120 - 1100° F	13	2.1 lbs.
DWTD26960	1550 W	150 - 1100° F	13	2.3 lbs.

## 4,000 rpm VSR Drywall Scrugun



1 Year Free Service Contract  
3 Year Warranty

- Metal gear housing for jobsite durability and increased reliability
- Helical-cut steel, heat-treated steel gears for long life and durability
- Lightweight with excellent ergonomics

Part #	Clutch	Torque	Amps	RPM
DWTDW272	standard	81 in. lbs.	6.3	0-4000
DWTDW276	standard	132 in. lbs.	6.3	0-2500

## 2,500 rpm VSR VERSA-CLUTCH™ Scrugun



1 Year Free Service Contract  
3 Year Warranty

- Helical-cut steel, heat-treated steel gears for long life and durability
- High power motor for metal fastening applications
- Versa-Clutch® torque adjustment system "dials in" the proper torque needed to efficiently drive fasteners without stripping or breaking fastener
- Rubber grip and two-finger trigger for increased comfort and greater control
- Metal nose and gear case for durability on the job
- Excellent ergonomics offers less user fatigue

Part #	Clutch	Torque	Amps	RPM
DWTDW268	VERSA-Clutch®	132 in. lbs.	6.5	0-2500
DWTDW269	VERSA-Clutch®	132 in. lbs.	6.5	0-1000

## 12V Cordless Drywall/Deck Screwdriver Kit



1 Year Free Service Contract  
3 Year Warranty

- Dual speed ranges (0-800/0-2,300 rpm); high speed for drywall, low speed for decking
- DEWALT®-built high-performance motor with fan-cooling delivers maximum power and durability

**Includes:**  
1 hour charger, (2) 12V batteries, Bit Tip Magnetic Holder, Drywall nosepiece, TEKS® nosepiece

Part #	Voltage	RPM	Torque	Drive	Weight (lbs.)
DWTDW979K-2	12 V	0-2300	180 in-lbs.	1/4" HEX	4.2
DWTD520KA	18 V	0-2900	1/4 (in.)	180 in-lbs.	5.1

## 5" / 6" High Performance Grinder w/ Trigger Grip



1 Year Free Service Contract  
3 Year Warranty

- 13.0 Amp/2.3HP, 9,000 rpm DEWALT built G55 (AC/DC) motor designed for faster material removal and higher overload protection
- Dust Ejection System™ provides durability by ejecting damaging dust and debris particles that enter the tool through the air intake vents
- Quick-Change™ Wheel Release allows tool free wheel removal
- Dual abrasion protection provides increased motor protection from damaging dust and debris ingestion

Part #	Spindle Thread	Max Watts Out	Amps	RPM
DWTD28065	5/8"-11	1700	13.0	9000
DWTD28065N	5/8"-11	1700	13.0	9000

## 4-1/2" (115mm) Small Angle Grinder



1 Year Free Service Contract  
3 Year Warranty

- 10.0 Amp AC/DC 11,000 rpm motor designed for faster material removal and higher overload protection
- Low profile, jam-pot gear case provides precise gear alignment for a smoother, quieter transmission while allowing access to tight spaces
- Quick-Change™ Wheel Release allows tool free wheel removal without need for a wrench
- Keyless adjustable guard provides tool-free guard adjustments, increasing productivity

Part #	Spindle Thread	Max Watts Out	Amps	RPM
DWTD28402	5/8"-11	1200	10.0	11,000

## 7" (180mm) Large Angle Grinder



1 Year Free Service Contract  
3 Year Warranty

- High power 4 HP (maximum motor HP) 8,000 rpm motor with overload protection provides higher operating speeds under load
- Epoxy coated field and armature provide long service life against abrasion from airborne debris
- Keyless adjustable guard provides tool-free guard adjustments, increasing productivity
- Low profile gearcase allows for work in tight areas
- Automatic turn-off brushes shut down the tool when brushes need to be changed to avoid tool damage

Part #	Spindle Thread	Max Watts Out	Amps	RPM
DWTD28474C	5/8" - 11	3084	15	8000
DWTDW840	5/8" - 11	2250	13	8000

## 18 Gauge Swivel Head Shear



1 Year Free Service Contract  
3 Year Warranty

- Powerful, 5.0 Amp, all ball-bearing motor for long life
- Head swivels 360° for cutting convenience
- Cuts 7/32" strip which continuously curls out of cutting area for clear line of sight
- Variable speed dial allows user to vary speed for specific materials and various applications (100-350 spm)
- Cuts radius of 5-1/2" and larger

Part #	Capacity	Amps	SPM
DWTDW890	Mild Steel 18 ga./Stainless 20 ga.	5.0	0-2500

## 1-1/2" (40mm) Die Grinder



1 Year Free Service Contract  
3 Year Warranty

- 3.0 Amp, 25,000 rpm motor provides high power and speed for all 1-1/2" grinding applications
- AC/DC capacity works off welding machines and generators for increased productivity and versatility
- Convenient paddle switch with lock-on button for easy gripping
- Precision 1/4" collet with 1/8" reducing sleeve securely holds all proper accessories

Part #	Wheel Dia. (in.)	Wheel Arbor (in.)	Amps	RPM
DWTDW887	14	1	15.0	1300

## 6" (150mm) Bench Grinder



1 Year Free Service Contract  
3 Year Warranty

- Powerful 5/8 HP induction motor for heavy-duty grinding
- Industrial cast iron base and motor housing provide durability and prolong life
- Precision-machined aluminum tool rests allow the user to accurately position work

Part #	Spindle (in.)	Wheel Dia. (in.)	Amps	RPM
DWTDW756	1/2	6	4.0	3450
DWTDW758	5/8	8	4.2	3600

## 14" (355mm) Multi-Cutter Saw



1 Year Free Service Contract  
3 Year Warranty

- Multi-Cutter offers versatility by cutting a wide variety of materials including ferrous and non-ferrous metals
- Multi-Cutter cuts 4 times faster than chop saws and 8 times faster than portable band saws in 2" x 2" x 1/4" angle iron
- 14" 70-tooth carbide tipped blade delivers a lower cost-per-cut compared to cutting with abrasive wheels
- Largest capacity in its class with even more capacity than a deep-cut portable band saw (5-3/16" round & 4-1/2" x 6-1/2" rectangular) allowing user to cut a wider variety of different size materials

Part #	Wheel Dia. (in.)	Wheel Arbor (in.)	Amps	RPM
DWTDW872	14	1	15.0	1300

## 14" (355mm) Chop Saw



1 Year Free Service Contract  
3 Year Warranty

- 15.0 Amp/4.0 HP (maximum motor HP) motor provides overload protection, increasing performance and durability
- Ergonomically designed "D" handle provides a more comfortable hand position, reducing fatigue and increasing productivity
- Quick-Lock Vise allows for fast clamping on different size materials to increase productivity
- 45° pivoting fence allows for fast and accurate angle cuts
- Spindle Lock allows user to make wheel changes quickly and easily, saving time and money

Part #	Wheel Dia. (in.)	Wheel Arbor (in.)	Amps	RPM
DWTD28710	14	1	15.0	3800
DWTD28715	14	1	15.0	3800

## Deep Cut Band Saw Kit



1 Year Free Service Contract  
3 Year Warranty

- Industry best 10 amp motor designed with controlled power to withstand any jobsite application
- Industry best 5" deep cut capacity for round or rectangular stock
- Serviceable steel shroud and rubber bumpers allow guards to withstand jobsite abuse without damage

- LED sight light allows the user to see cut line in dark jobsite environment
- Integrated hang hook allows user to hang the saw without damaging front handle or castings
- Variable speed dial allows user to vary speed for specific materials and various applications (100-350 spm)

Part #	Capacity	Amps	Ft./Min.
DWTDWM120K	5" x 4 3/4"	10.0	100-350



### 7/8" Compact SDS Rotary Hammer Kit



- 6 amp motor provides high performance and overload protection: (0-1,550 RPM, 0-4,150 BPM)
- Variable speed trigger allows user to instantly control speed from 0 to dialed setting
- Lightweight design for easy use and handling in a variety of orientations

Part #	Capacities	Amps
DWTD25012K	Concrete drilling 5/32"-1/2", RPM 0-1550 BPM 4150	6.0

### HEPA Dust Extraction for L-Shape SDS Hammer



- For use with D25303, D25304, D25313, D25314, D25323, and D25324 hammers
- HEPA filter delivers 95% efficiency at 0.3 microns
- Built-in motor keeps performance high while drilling
- 2-second power-off delay allows dust extraction to continue after drill is switched off
- Lightweight at only 3.3 lbs
- D25323K pictured, is not included

Part #	Capacities	Weight
DWTD25300DH -		3.3 lbs.

### 1" D-Handle SDS Rotary Hammer Kit



- 8 amp motor provides high performance and overload protection: 0-1,150 RPM, 0-4,300 BPM
- Variable speed trigger allows user to instantly control speed from 0 to dialed setting
- Delivers 2.5 ft lbs. of Impact Energy, providing fast drilling and powerful chipping
- SHOCKS – Active Vibration Control® reduces vibration up to 50% while increasing user comfort and productivity



Part #	Capacities	Amps
DWTD25223K	Concrete drilling 5/32"-5/8", RPM 0-1150 BPM 4300	8.0

### 1-7/8" SDS Max Combination Hammer with CTC®



- SHOCKS – Active Vibration Control® reduces vibration up to 50% while increasing user comfort and productivity
- Complete Torque Control (CTC)® - Patented 2 Stage clutch provides maximum control in bind up situations
- 13 Amp motor provides maximum performance & overload protection: 210-415 rpm; 1430-2840 bpm
- 11.7 ft lbs. of Impact Energy provides fast drilling and powerful chipping
- Rear handle mount means less bending over when using tool in downward chipping applications
- Trigger Lock On provides increased user comfort in extended use chipping applications



Part #	Capacities	Amps
DWTD25712K	Concrete drilling 1"-1-5/8", RPM 137-275, BPM 1260-2520	13.0

### 1" Pistol Grip Three Mode SDS Hammer



- 2.5 ft-lbs of impact energy provides fast drilling and powerful chipping
- 8.0 Amp motor provides high performance and overload protection
- Reverse feature assists in the removal of fasteners
- Variable speed allows for precise hole placement on work surface
- Factory-set clutch reduces sudden, high torque reactions if bit jams
- 360° side handle adjusts easily for preference or use in tight spaces

Part #	Capacities	Amps
DWTD25123K	Concrete drilling 5/32"-5/8", RPM 0-1150 BPM 4300	8.0

### 1" L-Shape SDS Rotary Hammer Kit



- 8 amp motor provides high performance and overload protection: 0-1,150 RPM, 0-4,300 BPM
- Variable speed trigger allows user to instantly control speed from 0 to dialed setting
- Delivers 2.5 ft lbs. of Impact Energy, providing fast drilling and powerful chipping
- SHOCKS – Active Vibration Control® reduces vibration up to 50% while increasing user comfort and productivity



2 Year Free Service Contract  
3 Year Warranty

Part #	Capacities	Amps
DWTD25323K	Concrete drilling 5/32"-5/8", RPM 0-1150 BPM 4300	8.0

### 1-3/4" SDS Max Combination Hammer Kit with SHOCKS® & CTC®



- 13.5 Amp high-performance motor provides high performance & overload protection; 210-415 rpm; 1430-2840 bpm
- 9.5 ft-lbs. of Impact Energy provides fast drilling and powerful chipping
- SHOCKS - Active Vibration Control® reduces vibration up to 50% while increasing user comfort and productivity
- Complete Torque Control (CTC)® - Patented 2-Stage clutch provides maximum control in bind up situations
- Rear handle mount increases user comfort in down-drilling applications
- Trigger lock-on reduces user fatigue while chipping



Part #	Capacities	Amps
DWTD25223K	Concrete drilling 1/2"-1-3/8", RPM 210-415, BPM 1430-2840	13.5

### 22 lb. SDS Max Demolition Hammer with SHOCKS®



- 14.0 Amp motor provides high performance and overload protection
- SHOCKS – Active Vibration Control® reduces vibration resulting in less user fatigue
- Non-air pumping beatpiece eliminates masonry dust from entering the unit extending tool life
- Spring-loaded dust seals ensure longer tool life
- Variable impact control dial (19 settings) ensures accurate impact energy



Part #	Capacities	Amps
DWTD25901K	Impact 3.7-18.5 ft. lbs., 1020-2040 bpm, 12 positions	14.0

## 10" Wet Tile Saw with Stand



1 Year Free Service Contract  
3 Year Warranty

- Cantilevering Rail/Cart system allows for 24" ripping capacity - 18" tile on diagonal
- Only 69 lbs
- Stainless steel rail system is integrated into the saw frame, insuring accurate cuts
- Integrated 45/22.5° miter feature for angled cuts
- Plunge feature allows the user to make quick plunge cuts for electrical outlets and A/C registers
- Dual water nozzles can be adjusted for optimal water placement on blade in order to minimize over-spray and mist

Part #	Dia. (in.)	Max Rip Cut (in.)	Max Depth (in.)	Amps
DWTD24000S	10	24	3-1/8	15.0

## 10.0 Amp Reciprocating Saw Kit



1 Year Free Service Contract  
3 Year Warranty

- 4-position blade clamp allows for flush cutting
- Powerful 10.0 Amp motor designed for heavy-duty applications
- 0-2,800 strokes per minute and 1-1/8" stroke length deliver fast cutting

**Includes:**  
Carry case, Instruction Manual

Part #	SPM	Stroke Length (in.)	Keyless Clamp	Amps
DWTDW304PK	0-2800	1-1/8	Yes (blade)	10.0

## 13.0 Amp Reciprocating Saw Kit



1 Year Free Service Contract  
3 Year Warranty

- Orbital action delivers fast cutting for wood
- Keyless stainless steel blade clamp for quick and easy blade changes and increased reliability
- Keyless adjustable shoe easily adjusts depth of cut and extends blade life

**Includes:**  
Carry case, Instruction Manual

Part #	SPM	Stroke Length (in.)	Keyless Clamp	Amps
DWTDW311K	0-2700	1-1/8	Twist	13.0
DWTDW310K	0-2700	1-1/8	Twist	12.0

## 10 Amp Compact Reciprocating saw



1 Year Free Service Contract  
3 Year Warranty

- Compact design at only 14.5" in length for easy access to tight areas and more flexibility of applications
- Lightweight and balanced for additional control at only 6.8 lbs
- Key-less lever-action blade clamp with 4-positions for additional versatility
- Powerful 10 Amp motor designed for heavy-duty applications
- 0-2,800 SPM and a 1- 1/8" stroke length for fast and efficient cutting

Part #	SPM	Stroke Length (in.)	Keyless Clamp	Amps
DWTDW357K	0-2800	1-1/8	Lever	10.0

## 7 1/4" Lightweight Circular saw



1 Year Free Service Contract  
3 Year Warranty

- Among one of the lightest saws in its class at 8.8 lbs
- 15 amp motor, powerful enough for even the toughest applications
- 57° beveling capacity with stops at 45° and 22.5°
- 2 9/16" Depth of cut capacity provides additional versatility of applications
- Anti-snag Ball bearing lower guard provides smooth guard operation and long life in harsh environments
- Toughcord provides longer durability against cord pull outs

Part #	Watts	RPM	Bevel Capacity	Dia.	Amps
DWE575	1950	5200	57°	7 1/4"	15

## 7 1/4" Lightweight circular saw w/ electric brake



1 Year Free Service Contract  
3 Year Warranty

- Among one of the lightest saws in its class (8.8 lbs.)
- Electric brake stops the blade after trigger is released
- 15 amp motor delivers power for even the toughest applications
- 57° beveling capacity with stops at 45° and 22.5°
- Depth of cut capacity of 2 9/16"

Part #	Watts	RPM	Bevel Capacity	Dia.	Amps
DWE575SB	1950	5200	57°	7 1/4"	15

## 8-1/4" (210mm) Circular Saw with Rear Pivot Depth of Cut Adjustment and Electric Brake



1 Year Free Service Contract  
3 Year Warranty

- Rear pivot depth of cut adjustment allows your hand to remain behind the tool at all depth of cuts
- 15.0 Amp, high-torque motor for increased productivity
- 50° bevel capacity increases range of applications
- Heavy-gauge, high-strength aluminum alloy base for increased durability on worksite
- Electric brake stops blade after use

Part #	Watts	RPM	Bevel Capacity	Dia.	Amps
DWTDW364	2075	5800	50°	7-1/4"	15.0
DWTDW384	2075	5800	50°	8-1/4"	15.0

## VS Orbital Jigsaw



1 Year Free Service Contract  
3 Year Warranty

- Keyless blade clamp allows for quick blade change without touching blade or reciprocating shaft
- 5.5 Amp motor deliver powerful cuts in the hardest materials
- Variable speed delivers 0 - 3,100 strokes per minute for optimal cutting speed
- 4-position orbital action allows for faster, more aggressive cuts in a variety of materials

Part #	SPM	Stroke Length (in.)	Amps
DWTDW317	0-3100	1	5.5
DWTDW331K	500-3100	1	6.5

## 10" (254mm) Double-Bevel Sliding Compound Miter Saw



- Exclusive bevel detent system - 7 positive stops delivers fast accurate repeatable cuts
- Adjustable stainless steel miter detent plate with 11 positive stops improves productivity & ensures cutting accuracy
- Optimizes cutting accuracy
- Machined base fence support maintains fence perpendicularity with blade for cutting accuracy
- Dual horizontal steel rails with innovative clamping mechanism and linear ball

Part #	Hor. Capacity	RPM	Arbor Size (in.)	Dia.	Amps
DWTDW717	14" baseboard	4000	5/8	10"	15.0

## 12" (305mm) Double-Bevel Compound Miter Saw



- Adjustable stainless steel miter detent plate with 11 positive stops Improves productivity and ensures cutting accuracy
- Precise miter system and machined base fence support optimize cutting accuracy
- Tall sliding fences support crown molding up to 6-5/8" nested and base molding up to 6-1/2" vertically against the fence while easily sliding out of the way for bevel cuts
- Double bevel design allows saw to bevel left and right 0° - 48° with positive stops at 0°, 33.9°, 45° and 48° both left and right allowing user to flip the saw not the material

Part #	Hor. Capacity	RPM	Arbor Size (in.)	Dia.	Amps
DWTDW715	8" baseboard	4000	5/8 or 1	12	15.0
DWTDW716	10" baseboard	3600	5/8 or 1	12	15.0

## 10" Compact Job Site Table Saw



- 15 Amp motor quickly rips through hardwoods with ease
- Rack and pinion fence rails make fence adjustments fast, smooth and accurate
- Telescoping fence rails retract to create a small, portable package
- 16" of rip easily cuts a variety of larger shelving and trim materials

Part #	RPM	Arbor Size (in.)	Dia.	Amps
DWTDW745	3850	5/8	10	15.0

## Miter Saw Stand



SAW NOT INCLUDED

- Universal design works with all brands of miter saws
- Lightweight aluminum construction (35 lbs.) allows for easy transport to and from the jobsite
- 5-1/2" beam extends to support up to 16 ft. of material and up to 500 lbs.
- Legs provide superior support and fold for easy storage

Part #	Width (in.)	Height (in.)	Folded Size (in.)	Weight (lbs.)
DWTDW723	150	32	72 x 6	35.0
DWTDW724	100	32	43 x 8	29.8
DWTDW725	36	32	36 x 7	15.4

## 12" Double Bevel Sliding Compound Miter Saw



- Powerful 15 Amp, 3,800 rpm motor delivers extended power and durability
- Adjustable stainless steel miter detent plate with 10 positive stops improves productivity and ensures cutting accuracy
- Precise miter system and machined base fence support optimize cutting accuracy
- Tall sliding fences support crown molding up to 7-1/2" nested and base molding up to 6-3/4" vertically against the fence while easily sliding out of the way for bevel cuts
- Exclusive Back Fence Design cuts up to 2x16 dimensional lumber at 90° and 2x12 at 45°

Part #	Hor. Capacity	RPM	Arbor Size (in.)	Dia.	Amps
DWTDWS780	16" baseboard	3800	5/8 or 1	12"	15.0

## 10" (254mm) Single Bevel Miter Saw



- Powerful 15 Amp, 5,000 rpm motor delivers extended power and durability
- Stainless steel detent plate with 11 positive stops provides repeatable accuracy and jobsite durability
- Precise miter system and machined base fence support optimize cutting accuracy
- Tall sliding fences support crown molding vertically 4-1/2" and easily slides out of the way for bevel cuts
- 0-50° left and right miter capacity for greater versatility
- Bevels 3°-48° for increased cut capacity

Part #	Hor. Capacity	RPM	Arbor Size (in.)	Dia.	Amps
DWTDW713	6" baseboard	5000	5/8	10"	15.0

## 10" Compact Job Site Table Saw w/ Rolling Stand



- Exclusive, telescoping fence delivers 24-1/2" rip capacity without sacrificing portability
- Rack and pinion fence rails make fence adjustments fast, smooth and accurate
- Features a 15.0 Amp high-torque motor with the power to cut pressure-treated lumber and hardwoods
- Electronic feedback maintains blade speed during difficult applications
- Soft start extends gear and motor life by reducing start up torque

Part #	RPM	Arbor Size (in.)	Dia.	Amps
DWTDW744XRS	3650	5/8	10"	15.0

## Rolling Miter Saw Stand



- Wide adjustable infeed and outfeed roller work supports provide up to 8' of material support
- Easily adjustable mounting rails adapt to nearly any miter saw or portable thickness planer
- Three-position pneumatic assisted raising and lowering for the ultimate in flexibility and ease of set up
- Durable tubular steel construction allows for a 300lb maximum weight capacity

Part #	Width (in.)	Height (in.)	Folded Size (in.)	Weight (lbs.)
DWTDW723	98	32.5	59.5 x 17	67.0

## 18V Cordless Jig Saw with Keyless Blade Change



- All-metal lever-action keyless blade change allows for quick and easy blade changes
- All-metal keyless shoe bevel with detents at 0°, 15°, 30° and 45° provides versatility for easy bevel cutting
- 4-position orbital action provides control of cut and speed

1 Year Free Service Contract  
3 Year Warranty

**TOOL ONLY**

Part #	Stroke Length	STM	Weight (lbs.)	Volts
DWTDC330B	1"	0-3000	5.1	18 V

## 18V Cordless Reciprocating Saw



- 4-position blade clamp allows for flush cutting and increased versatility
- Lever-action keyless blade clamp for quick and easy blade changes
- Anti-slip comfort grip provides increased comfort and control

1 Year Free Service Contract  
3 Year Warranty

**TOOL ONLY**

Part #	Stroke Length	STM	Weight (lbs.)	Volts
DWTDC385B	1-1/8"	0-3000	5.8	18 V

## 6-1/2" 18V Cordless Circular Saw



- Carbide tipped blade for 2x cutting capacity at 90° and 45°
- High strength magnesium shoe and upper guard provides increased durability
- 0-50° bevel capacity provides additional capacity

**Includes:**  
Carbide tipped blade, blade wrench, Tool only (batteries and charger sold separately)

**TOOL ONLY**

1 Year Free Service Contract  
3 Year Warranty

Part #	RPM	Dia. (in.)	Arbor	Weight	Volts
DWTDC390B	3700	6-1/2"	5/8"	6.3 lbs.	18 V

## 4-1/2" 18V Cordless Cut-Off Tool



- Convenient trigger switch with lock-off button
- Jam-pot, low profile gear case provides precise gear alignment for a smoother, quieter transmission while allowing access to tight spaces

**Includes:**  
Type 27 guard, Type 1 guard, wrench, (2) matched flanges, Type 1 (cutting) wheel

**TOOL ONLY**

1 Year Free Service Contract  
3 Year Warranty

Part #	Spindle Thread	RPM	Weight (lbs.)	Volts
DWTDC411B	5/8" - 11"	6500	4.6	18 V

## 18V Cordless 18 Gauge Swivel Head and Shear



- Head swivels 360° which allows user to access tight quarters while maintaining comfort
- Cuts 7/32" strip which continuously curls out of the cutting area providing consistent and accurate cuts

**Includes:**  
Blade wrench **TOOL ONLY**

1 Year Free Service Contract  
3 Year Warranty

Part #	Radius	STM	Weight (lbs.)	Volts
DWTDC490B	5.5" minimum	0-2300	3.7	18 V

## 18V Cordless 1/2 Gallon Wet/Dry Portable Vac



1 Year Free Service Contract  
3 Year Warranty

- Dual clean-up modes allow for debris clean up with either the front utility nozzle or extendable rubber hose
- 1/2 gallon tank with heavy-duty latch is easy to empty
- Gore™ HEPA wet/dry filter traps 99.97% of dust
- Washable filter- tap or water rinse to clean

**TOOL ONLY**

Part #	Tank Size	Hose	Weight (lbs.)	Volts
DWTDC515B	1/2 gal	2-1/2 ft.	3.6	18 V

## 18V Cordless Cut-Out Tool



1 Year Free Service Contract  
3 Year Warranty

**Includes:**  
1 general purpose bit, 1 drywall cutting bit, 1/4" & 1/8" collets

**TOOL ONLY**

Part #	RPM	Collet	Weight (lbs.)	Volts
DWTDC550B	26,000	1/4", 1/8"	2.1	18 V

## 1/2" (13mm) 18V Cordless Impact Wrench



1 Year Free Service Contract  
3 Year Warranty

- Frameless motor for extended tool durability and life
- Compact size and weight allow access into tighter areas and reduces user fatigue
- 1,740 in-lbs of torque to perform a wide range of fastening applications

**TOOL ONLY**

Part #	Drive (in.)	RPM	IPM	Torque	Volts
DWTDC820B	1/2 square	0-2400	0-2700	145 ft. lbs.	18 V

## 1/2" (13mm) 18V Cordless Impact Wrench



1 Year Free Service Contract  
3 Year Warranty

- Preferred rocker switch design for fast and easy fastening
- Comfort grip provides maximum comfort
- Durable magnesium gear case and all metal transmission

**TOOL ONLY**

Part #	Drive (in.)	RPM	IPM	Torque (ft. lbs.)	Volts
DWTDW059B	1/2 chuck	1650	2600	300	18 V

## 1/2" (13mm) 18V Cordless Compact Drill/Driver



1 Year Free Service Contract  
3 Year Warranty

- Lightweight design minimizes user fatigue
- Dual speed range 0-500/0-1700 rpm delivers optimal performance
- LED work light provides increased visibility in confined spaces
- Compact size (8.2") allows users to fit into tight spaces

**TOOL ONLY**

Part #	Drive (in.)	RPM	Weight	Volts
DWTDCD760B	1/2 chuck	0-500/0-1700	3.0 lbs.	18 V

## 1/2" (13mm) 18V XRP™ Hammerdrill/Drill/Driver



1 Year Free Service Contract  
3 Year Warranty

360° side handle

- LED worklight provides increased visibility in confined spaces
- High power, high efficiency motor delivers 450 unit watts out of max power for superior performance in all drilling and fastening applications

**TOOL ONLY**

Part #	Drive (in.)	RPM	BPM	Volts
DWTDCD760B	1/2 chuck	0-500/0-1250/0-2000	0-34,000	18 V

## Laser Distance Measurer



1 Year Free Service Contract  
3 Year Warranty



- Measuring range of 100' with 1/8" accuracy for fast and easy measurements
- Green back lit display for increased visibility on dark job sites
- One button, one function when selecting the unit to give volume, square ft., linear measurements as well as adds or subtract readings

Part #	Accuracy (in.)	Range (ft.)	Laser	Power
DWTDW030P	1/8 per 100 ft.	100	II (<1mW)	(2) AAA

## 7" / 9" Variable Speed Polisher with Soft Start



1 Year Free Service Contract  
3 Year Warranty



- Powerful, 12.0 Amp, all ball-bearing construction for long life and performance for the most demanding applications
- Electronic module maintains specified speed under load delivering better finish results
- Conveniently located variable speed dial lets user set maximum speed from zero to 600/3500 rpm for different materials and applications
- Wool Ingestion Shields eliminates wool ingestion increasing tool life and reducing service costs

Part #	Spindle Thread	Max Watts Out	Amps	RPM
DWP849X	5/8"-11"	1250	12.0	0-600/0-3500

## 1.25 HP Max Torque Variable Speed Compact Router Combo Kit with LEDs



- Soft-starting motor features full-time electronic feedback that maintains motor speed through the cut
- Dual LED's and clear sub-base ensure maximum visibility in operation
- Allows up to 1.5" of depth travel with standard base & 2" with plunge base
- Extended 8-slot 1/4" collet maximizes surface contact with router bit shank for a tighter grip

Part #	Collet Dia.	Plunge Stroke	Amps	RPM
DWTDWP611PK	1/4"	2"	7.0	16000 - 27,000
DWTDWP618PK	1/4"	2"	7.0	16000 - 27,000

## 3-1/4" Planer Kit with 3/32" (2.5mm) Depth of Cut



1 Year Free Service Contract  
3 Year Warranty



- Heavy-duty 7.0 Amp motor provides a smooth, even finish in the hardest of woods
- 3/32" (2.5mm) maximum cut in one pass reduces the amount of passes on your material
- Accepts large resharpenable high speed steel blades for straight edging or framing applications

Part #	Amps	RPM	Weight (lbs.)	Rabbeting Depth
DWTDW680K	7	15000	6.2	1/2"

## 2" Brad Nailer/1 Gal Compressor Combo Kit



1 Year Free Service Contract  
3 Year Warranty



- .75 SCFM delivered @90 PSI pump, 1.0 gallon tank and 135 max PSI enables more nails to be fired and provides quicker recovery
- Durable oil free pump provides extended maintenance-free operation
- 71 dBA\* operational noise level for a quieter work environment (\* tested per ISO3477)

Part #
DWTD55140BN

## Laser Plumb Bob



1 Year Free Service Contract  
3 Year Warranty



- Self-leveling plumb bob is accurate to  $\pm 1/8"$  @ 50'
- One button operation is fast and easy to use
- Overmolded housing helps maintain calibration under jobsite conditions
- Focused laser beam keeps dot small even over long distances for improved accuracy and visibility

Part #	Accuracy (in.)	Range (ft.)	Laser	Power
DWTDW082K	1/4 per 100 ft.	100	II (<1mW)	(4) AA

## Self-Leveling Line Laser (Horizontal and Vertical)



1 Year Free Service Contract  
3 Year Warranty



- Accurate to  $\pm 1/8"$  @ 30' for level applications
- Built-in magnetic pivot bracket mounts easily on metal surfaces
- Overmolded housing helps maintain calibration under jobsite conditions
- 1-button operation and control panel for ease of use

Part #	Self Level	Range (ft.)	Laser	Power
DWTDW087K	5° range	50	II	(3) AA
DWTDW089K	5° range	50	III	(3) AA

## Self Leveling Level, Plumb, & Square, 4 Beam Laser



1 Year Free Service Contract  
3 Year Warranty



- Self-leveling 4 beam laser is accurate to  $\pm 1/4"$  @ 100'
- One button operation is fast and easy to use
- Overmolded housing helps maintain calibration under jobsite conditions
- Focused laser beam keeps dot small even over long distances for improved accuracy and visibility

Part #	Accuracy (in.)	Range (ft.)	Laser	Power
DWTDW084K	1/4 per 100 ft.	100	II (<1mW)	(4) AA

## Self Leveling Level, Plumb, & Square, 4 Beam Laser



1 Year Free Service Contract  
3 Year Warranty



- Fully automatic horizontal and vertical self leveling with out-of-level shutoff eliminates user error, ensures accuracy, and reduces set-up time
- Private mode option eliminates remote control interference between multiple rotary lasers on the jobsite
- A manual single sloping mode allows the user to set grade  $\pm 5$  degrees.
- Multi-voltage adapter accepts all DEWALT® batteries 9.6V - 18V
- Protected rotary head and weatherproof design deliver interior and exterior jobsite durability
- Bright, sharp, high power beam delivers maximum visibility, even over long distances

### Includes:

1 hour charger, 18V battery, Digital laser detector, Wall mount, Wireless (IR) Remote Control

Part #	Accuracy (in.)	Range (ft.)	RPM	Power
DWTDW079KD	1/8 per 100 ft.	200	0, 60, 250 & 600	9.6-18V
DWTDW079KDT	1/8 per 100 ft.	200	0, 60, 250 & 600	9.6-18V

## 12V MAX\* LED Worklight



- Bright LED output - 130 Lumens
- Powerful magnet - hands free use in multiple placements
- Kick stand - hands free use in multiple placements
- Head rotates 360° and pivots

1 Year Free Service Contract  
3 Year Warranty

Part #	Voltage	Bulb	Run Time (hrs.)	Weight (lbs.)
DWTDCL510	12 MAX V	LED	4	0.5

## 12V MAX\* 17mm Inspection Camera Kit



- Removable wireless screen for ease of viewing when in tight areas
- Photo and video capturing on SD card to help with documentation
- Hook and magnet accessories included to aid in retrieval
- 3x zoom capability for better visibility
- 3.5" screen for increased visibility

1 Year Free Service Contract  
3 Year Warranty

Part #	Voltage	Dia.	Cable	DPI	Zoom
DWTDCT410S1	12 MAX V	17 mm	3 ft.	320 x 480	3X

## 12V MAX\* Infrared Thermometer Kit



- Non-contact temperature measurements (-20°F to 932°F) for ease of use over distance and accuracy
- LED hot (red) & cold (blue) indicator for visual and/or audio alarm for quickly locating trouble spots
- Data storage for recording max, min, and average temperatures
- Adjustable emissivity improves accuracy across a wide range of materials

1 Year Free Service Contract  
3 Year Warranty

Part #	Voltage	Temp. Range	Accuracy	Weight (lbs.)
DWTDCT414S1	12 MAX V	-20° F - 932° F	+/- 1.5%	4.8

## 12V MAX\* Cordless Li-Ion Drill/Driver / Impact Driver Combo Kit



- DCD710 12V MAX\* 3/8" drill/driver features two speed transmission (0-400 / 0-1,500)
- DCF815 12V MAX\* 1/4" impact driver features 3 LED lights to provide visibility without shadows

1 Year Free Service Contract  
3 Year Warranty

Part #	Voltage	Description	Weight (lbs.)
DWTDCK211S2	12 MAX V	2 Tools	7.8

## 12V MAX\* 3/8" Drill Driver Kit



- Compact, lightweight design fits into tight areas
- Two speed transmission for optimal speed and torque control
- LED light provides visibility in dark areas
- Belt hook included for portability

**Includes:**  
DCD710 3/8" drill/driver, (2) 12V MAX\* lithium ion battery packs, fast charger, belt hook, contractor bag

Part #	Voltage	RPM	Drive	Power	Weight (lbs.)
DWTD710S2	12 MAX V	0-1500	3/8"	189 UWO	2.4

## 12V MAX\* 1/4" Screwdriver Kit



- Compact, lightweight design fits into tight areas
- Two speed transmission for optimal speed and torque control
- LED light provides visibility in dark areas
- Belt hook included for portability

**Includes:**  
DCD710 3/8" drill/driver, (2) 12V MAX\* lithium ion battery packs, fast charger, belt hook, contractor bag

Part #	Voltage	RPM	Drive	Power	Weight (lbs.)
DWTD710S2	12 MAX V	0-1050	1/4"	160 UWO	4.7

## 12V MAX\* 1/4" Impact Driver Kit



- Compact, lightweight design fits into tight areas
- 3 LED Lights provide visibility without shadows
- One-handed loading 1/4" hex chuck accepts 1" bit tips
- Belt hook included for portability

**Includes:**  
DCF815 1/4" impact driver, (2) 12V MAX\* lithium ion battery packs, Fast charger, Belt Hook & Impact Ready Bit Tip, Contractor Bag

Part #	Voltage	RPM	IPM	Drive	Weight (lbs.)
DWTD710S2	12 MAX V	0-2450	0-3400	1/4"	2.3

## XRP™ 18V Cordless 4-Tool Combo Kit



1 Year Free Service Contract  
3 Year Warranty

- DCD950 XRP™ 18V cordless hammerdrill with patented 3-speed all-metal transmission and 1/2" self-tightening chuck delivers 450 units watts out of maximum performance, faster application speed, and superior bit retention
- DC825 18V Impact Driver delivers 1,330 in-lbs of torque and 0-2,400 rpms offering power and speed to perform a wide range of fastening applications at faster speeds
- DC385 18V reciprocating saw with 4-position keyless blade clamp allows for quick blade change without touching blade or reciprocating shaft
- DW919 18V flexible floodlight provides hands-free use

**Includes:**  
DCD950 XRP™ 18V 1/2" hammerdrill/drill/driver, DC825 XRP™ 18V impact driver, DC385 XRP™ 18V reciprocating saw, DW919 18V flexible floodlight, 1 hour charger

Part #	Voltage	Description
DWTDCK455X	18 V	(2) tools, total weight is 24.0 lbs.



## 18V 7/8" (22mm) Cordless SDS Hammer Kit

1 Year Free Service Contract  
3 Year Warranty



- SHOCKS™ - Active Vibration Control reduces vibration up to 70%, increasing user comfort and productivity
- Compact L-shape design allows access in tight spaces, while providing optimal balance for the user
- 1.7 ft-lbs impact energy provides corded power without the cord
- Variable speed reversible switch provides greater control when drilling

**Includes:**

1 hour charger, (2) 18V XRP™ batteries, 360° side handle, Depth rod, Kit Box

Part #	Voltage	Energy	RPM	BPM
DWTDC212KA	18 V	1.7 lbs.	0-1100	0-4100

## 1/2" (13mm) 18V Cordless XRP™ Impact Wrench Kit

1 Year Free Service Contract  
3 Year Warranty



- Frameless motor with replaceable brushes for extended tool durability and life
- Compact size and lightweight design allows user to get into tight spaces when performing applications
- 1,740 in-lbs of torque to perform a wide range of fastening applications
- 0-2,400 rpm/0-2,700 ipm for faster application speed

Part #	Voltage	RPM	Drive	Torque	Weight (lbs.)
DWTDC820KA	18 V	0-2400	1/2" square	145 ft-lbs.	4.6
DWTDC823KA	18 V	0-2400	3/8" square	125 ft-lbs.	4.6

## 1/2" (13mm) 18V Cordless XRP™ Impact Wrench Kit

1 Year Free Service Contract  
3 Year Warranty



- 300 ft-lbs of maximum torque to perform a wide range of heavy-duty fastening applications
- 1,650 rpm/2,600 ipm for faster application speed
- Rocker switch design for fast and easy forward and reverse
- Durable magnesium gear case and all-metal transmission for extended durability

Part #	Voltage	RPM	Drive	Torque	Weight (lbs.)
DWTDW059K-2	18 V	1650	1/2"	300 ft-lbs.	7.5

## 1/4" (6.4mm) 18V Cordless XRP™ Impact Driver Kit

1 Year Free Service Contract  
3 Year Warranty



- Frameless motor with replaceable brushes for extended tool durability and life
- Compact size and lightweight design allows user to get into tight spaces when performing applications
- 1,330 in-lbs of torque to perform a wide range of fastening applications
- 0-2,400 rpm/0-2,700 ipm for faster application speed

Part #	Voltage	RPM	Drive	Torque	Weight (lbs.)
DWTDC825KA	18 V	0-2400	1/4" hex	111 ft-lbs.	4.6

## 18V 1/2" (13mm) Cordless XRP™ Drill/Driver Kit

1 Year Free Service Contract  
3 Year Warranty



- XRP™ extended run-time batteries provide long run-time and battery life
- Patented 3-speed all-metal transmission matches the tool to task for fastest application speed and improved run time
- Heavy-duty 1/2" ratcheting chuck helps prevent bits from slipping and falling out
- LED worklight provides increased visibility in confined spaces
- High power, high efficiency motor delivers 450 unit watts out of max power for superior performance in all drilling and fastening applications

Part #	Voltage	RPM	Drive	Power	Weight (lbs.)
DWTDCD940KX	18 V	0-2000	1/2"	450 UWO	6.25

## 6-1/2" (165mm) 18V Cordless Circular Saw Kit

1 Year Free Service Contract  
3 Year Warranty



- 6-1/2" carbide tipped blade for 2x cutting capacity at 90° & 45°
- High strength magnesium shoe and upper guard provides increased durability for long-term cut accuracy
- 0-50° bevel capacity provides additional capacity for a multitude of applications
- XRP™ extended run-time batteries provide long run-time and battery life

Part #	RPM	Dia. (in.)	Arbor	Weight	Volts
DWTDC390K	3700	6-1/2	5/8"	8.7 lbs.	18 V

## 18V Cordless 1/2 Gallon Wet/Dry Portable Vac

1 Year Free Service Contract  
3 Year Warranty



- Dual clean-up modes allow for debris removal with either the front utility nozzle or extendable rubber hose
- 1/2 gallon tank with heavy-duty latch is easy to empty and clean
- Gore™ HEPA wet/dry filter traps 99.97% of dust at 0.3 microns
- Washable filter; Tap or water rinse to clean

Part #	Capacity	Voltage	Battery & Charger
DWTDC515K	1/2 Gallon	18 V	Included

## DWTDC385K

1 Year Free Service Contract  
3 Year Warranty



- Keyless blade change

Part #	SPM	Stroke Length	Voltage
DWTDC385K	0-3000	1 1/8"	18 V



**XRP™ 18V Cordless 6-Tool Combo Kit**



**Includes:**

DCD950 XRP™ 1/2" 18V hammerdrill/drill/driver, DC390 XRP™ 18V circular saw, DC385 XRP™ 18V reciprocating saw, DC825 18V impact driver, DC411 18V cut-off tool



Part #	Voltage	Description
DWTDC655X	18 V	(6) tools, total weight is 42.0 lbs.

**XRP™ 18V Cordless 9-Tool Combo Kit**



**Includes:**

DCD950 XRP™ 18V 1/2" hammerdrill/drill/driver, DC390 XRP™ 18V circular saw, DC385 XRP™ 18V reciprocating saw, DW059 18V 1/2" high-torque impact wrench, DC825 18V impact driver



Part #	Voltage	Description
DWTDC955X	18 V	(9) tools, total weight is 55.6 lbs.

**20V MAX\* Lithium Ion Hammerdrill / Impact Driver Combo Kit (3.0 Ah)**



**Includes:**

DCD985 1/2" Hammerdrill, DCF885 1/4" Impact Driver



Part #	Voltage	Description
DWTDC290L2	20V MAX*	(2) tools, total weight is 13.1 lbs.

**20V MAX\* Lithium Ion Compact Drill/Driver / Impact Driver Combo Kit (1.5 Ah)**



**Includes:**

DCD780 1/2" Drill/Driver, DCF885 1/4" Impact Driver



Part #	Voltage	Description
DWTDC280C2	20V MAX*	(2) tools, total weight is 11.0 lbs.

**20V MAX\* Lithium Ion 4-Tool Combo Kit (3.0 Ah)**



**Includes:**

DCD985 1/2" Hammerdrill, DCS381 Reciprocating Saw, DCF885 1/4" Impact Driver, DCL040 LED Work Light



Part #	Voltage	Description
DWTDC490L2	20V MAX*	(4) tools, total weight is 20.9 lbs.

**20V MAX\* Lithium Ion 4-Tool Combo Kit (3.0 Ah)**



**Includes:**

DCD985 1/2" Hammerdrill, DCS381 Reciprocating Saw, DCS393 6 1/2" Circular Saw, DCL040 LED Work Light



Part #	Voltage	Description
DWTDC491L2	20V MAX*	(4) tools, total weight is 27.7 lbs.

**20V MAX\* Lithium Ion 5-Tool Combo Kit (3.0Ah)**

**Includes:**

DCD985 1/2" Hammerdrill, DCS381 Reciprocating Saw, DCF885 1/4" Impact Driver, DCS393 6 1/2" Circular Saw, DCL040 LED Work Light



Part #	Voltage	Description
DWTDC590L2	20V MAX*	(5) tools, total weight is 29.9 lbs.





**20V MAX\* Lithium Ion Premium 3-Speed Drill/Driver Kit (3.0 Ah)**



- 3-speed all-metal transmission matches the tool to task for fastest application speed and improved run time
- Heavy-duty 1/2" metal ratcheting chuck with carbide inserts provides superior bit gripping strength
- High power, high efficiency motor delivers 535 unit watts out of max power for superior performance in all drilling and fastening applications



Part #	Voltage	RPM	Chuck	Power
DWTDCD980L2	20V MAX*	0-575 / 0-1350 / 0-2000	1/2"	535UWO

**20V MAX\* Lithium Ion Compact Drill / Driver Kit (1.5 Ah)**



- Compact, lightweight design fits into tight areas
- High speed transmission delivers 2 speeds (0-600 & 0-2,000 rpm) for a range of fastening and drilling applications
- Ergonomic handle delivers comfort and control
- Heavy-duty 1/2" ratcheting chuck provides superior bit gripping strength



Part #	Voltage	RPM	Chuck	Power
DWTDCD780C2	20V MAX*	0-600 / 0-2000	1/2"	350UWO

**20V MAX\* Lithium Ion Reciprocating Saw Kit (3.0 Ah)**



- 4-Position Blade Clamp allows for flush cutting and increased positional versatility with tool free blade changes.
- Pivoting adjustable shoe extends blade life and allows depth of cut control.
- Rubber over molded comfort grip delivers optimal comfort and control



Part #	Stroke Length	SPM	Weight (lbs.)	Volts
DWTDCS380L1	1-1/8"	0-3000	7.35	20V MAX*

**20V MAX\* Lithium Ion 3 Mode SDS Rotary Hammer Kit (3.0 Ah)**



- SHOCKS™- Active Vibration Control significantly reduces vibration and increases user comfort and productivity
- 1.7 ft.-lbs impact energy provides corded power without the cord
- Factory-set clutch reduces sudden, high torque reactions if bit jams



Part #	Voltage	Energy	RPM	BPM
DWTDCD213L2	20V MAX*	1.7 lbs.	0-1100	0-4100

**20V Max\* Lithium Ion Brushless 3-Speed 1/4" Impact Driver (3.0 Ah)**



- Brushless Motor; maximum runtime
- Push Button Chuck; one handed operation for accessory changes
- Compact (5.25" front to back), lightweight design (3.6lbs); fits into tight areas
- Battery fuel gauge indicator with three LED lights; Provides end users with guidance about the level of battery runtime available in the pack



Part #	IPM	RPM	Max Torque
DWTDCF895L2	0-3300/2400/1300	0-2850/1900/950	125/75/42 ft.-lbs
DWTDCF895C2	0-3300/2400/1300	0-2850/1900/950	125/75/42 ft.-lbs

**20V MAX\* Lithium Ion Premium 3-Speed Hammerdrill Kit (3.0 Ah)**



- 3-speed all-metal transmission matches the tool to task for fastest application speed and improved run time
- Heavy-duty 1/2" metal ratcheting chuck with carbide inserts provides superior bit gripping strength
- High power, high efficiency motor delivers 535 unit watts out of max power for superior performance in all drilling and fastening applications



Part #	Voltage	RPM	Chuck	Power
DWTDCD985L2	20V MAX*	0-575 / 0-1350 / 0-2000	1/2"	535UWO

**20V MAX\* Lithium Ion 1/4" Impact Driver Kit (3.0Ah)**



- Compact (5.55" front to back), lightweight (3.4 lbs) design fits into tight areas
- One-handed loading 1/4" hex chuck accepts 1" bit tips
- DCF885C2 1.5Ah battery



Part #	Voltage	RPM	IPM	Max Torque	Drive
DWTDCF883L2	20V MAX*	0-2300	0-3200	130 ft.-lbs	3/8" Drive
DWTDCF885L2	20V MAX*	0-2800	0-3200	117 ft.-lbs	1/4" Hex

**20V MAX\* Lithium Ion 6-1/2" Circular Saw Kit (3.0 Ah)**



- High strength and lightweight magnesium shoe provides jobsite durability for long-term cut accuracy
- 0°-50° bevel capacity allows for aggressive bevel cuts for a multitude of applications
- 6-1/2" carbide tipped blade for cutting 2x material at 90° and 45° and more cuts per charge



Part #	RPM	Dia. (in.)	Arbor	Weight	Volts
DWTDCS391L1	3700	6-1/2	5/8"	8.7 lbs.	20V MAX*

**20V MAX\* Lithium Ion 3/8" Right Angle Drill/Driver Kit (1.5 Ah)**



- Compact front to back length (4.0") allowing users to fit into hard to reach spaces
- Multi-grip trigger provides comfort and convenience, allowing the user to get into tighter spaces while still having access to the trigger
- 3/8" Ratcheting Chuck with Deep Hex Pocket allows 2" (50 mm) hex bit to be fully inserted for getting into tight spaces.




Part #	Voltage	RPM	Chuck	Power
DWTDCD740C1	20V MAX*	0-650 / 0-2000	3/8"	360UWO

**20V MAX\* Lithium Ion 1/2" Impact Wrench with Detent Pin (3.0Ah)**



- 300 ft.-lbs of maximum torque to perform a wide range of heavy-duty fastening applications
- Variable speed trigger with electric brake provides user improved control
- LED light provides user greater visibility when working in dark environments
- Durable magnesium gear case and all metal transmission for extended durability



Part #	IPM	RPM	Max Torque	Drive
DWTDCF889L2	0-2300	0-1500	300 ft.-lbs	1/2"

## CORE Drill Units - Standard



- FEIN QuickIN rapid attachment system, change tools in seconds
- Robust and precise dovetail guide with extra large stroke range
- Powerful high performance motors
- High magnetic holding force
- Magnet monitoring system
- Fully adjustable stroke, tool free change
- Flexible stroke range
- QuickIN tapping attachment

INCLUDES: Carrying Case, Safety Strap, Chip Hook, Chip Guard, Coolant/lubricant Pump, 2 QuickIN Weldon adaptors, Rohm quick change chuck, 4 Centreing Pins

Part #	Capacities	RPM	WATTS	Weight
FNKBM32Q	1-1/4" Core, 1/2" Twist	440	700	22 lbs.
FNKBM50QX	2-1/16" Core, 3/4-5/8" Twist	160/520	1200	26.4 lbs.
FNKBM52U	2-1/16" Core, 7/8" Twist	130/520	1200	30 lbs

## HSS Annular Cutters



High speed steel cutters for use with core drills & conventional magnetic drill stands as well as stationary drilling machines.

- Lower cost per hole, Better finish, Longer tool life, Accurate cleaner holes
- Weldon 3/4" shank
- Eliminate multi-step drilling

1" Depth		2" Depth		3" Depth	
Part #	Size (in.)	Part #	Size (in.)	Part #	Size (in.)
FEIFC110	7/16	FEIFC210	7/16	-	-
FEIFC111	1/2	FEIFC211	1/2	-	-
FEIFC113	9/16	FEIFC213	9/16	-	-
FEIFC116	5/8	FEIFC216	5/8	-	-
FEIFC119	11/16	FEIFC219	11/16	-	-
FEIFC121	3/4	FEIFC221	3/4	-	-
FEIFC124	13/16	FEIFC224	13/16	FEIFC324	13/16
FEIFC127	7/8	FEIFC227	7/8	FEIFC327	7/8
FEIFC130	15/16	FEIFC230	15/16	FEIFC330	15/16
FEIFC133	1	FEIFC233	1	FEIFC333	1
FEIFC136	1-1/16	FEIFC236	1-1/16	FEIFC336	1-1/16
FEIFC139	1-1/8	FEIFC239	1-1/8	FEIFC339	1-1/8
FEIFC142	1-3/16	FEIFC242	1-3/16	FEIFC342	1-3/16
FEIFC145	1-1/4	FEIFC245	1-1/4	FEIFC345	1-1/4
FEIFC148	1-5/16	FEIFC248	1-5/16	FEIFC348	1-5/16
FEIFC151	1-3/8	FEIFC251	1-3/8	FEIFC351	1-3/8
FEIFC154	1-7/16	FEIFC254	1-7/16	FEIFC354	1-7/16
FEIFC157	1-1/2	FEIFC257	1-1/2	FEIFC357	1-1/2
FEIFC160	1-9/16	FEIFC260	1-9/16	FEIFC360	1-9/16
FEIFC163	1-5/8	FEIFC263	1-5/8	FEIFC363	1-5/8
FEIFC166	1-11/16	FEIFC266	1-11/16	FEIFC366	1-11/16
FEIFC169	1-3/4	FEIFC269	1-3/4	FEIFC369	1-3/4
FEIFC172	1-13/16	FEIFC272	1-13/16	FEIFC372	1-13/16
FEIFC175	1-7/8	FEIFC275	1-7/8	FEIFC375	1-7/8
FEIFC178	1-15/16	FEIFC278	1-15/16	FEIFC378	1-15/16
FEIFC181	2	FEIFC281	2	FEIFC381	2
FEIFC183	2-1/16	FEIFC283	2-1/16	-	-

## CORE Drill Units - Large



- FEIN Quick in & Quick IN Max System
- Adjustable magnetic Base
- Auto-Feed Drilling
- Auto Fed Coolant Supply
- 4,050lbs Magnetic holding Power
- MT3 Tool Holder

INCLUDES: Carrying Case, safety strap, drift, chip hook, chip guard, coolant tank, QuickIN adaptor M18, 1/2" chuck, 2 centering pins

Part #	Capacities	RPM	WATTS	Weight
FNKBM80U	3-1/8" Core, 1-1/4" Twist	110/580		58.2 lbs.

*This is a SPECIAL ORDER*

## QuickIN MAX Carbide Cutters

**NEW**

**2" DEPTH**



- FEIN Carbide Ultra 2" core bits with "QuickIN MAX"
- Long service life and outstanding cutting performance.

Part #	Size (in.)	Part #	Size (in.)
FEI6 31 27 437 01 0	2	FEI6 31 27 447 01 0	2-5/8
FEI6 31 27 438 01 0	2-1/16	FEI6 31 27 448 01 0	2-11/16
FEI6 31 27 438 01 0	2-1/16	FEI6 31 27 449 01 0	2-3/4
FEI6 31 27 440 01 0	2-3/16	FEI6 31 27 450 01 0	2-13/16
FEI6 31 27 441 01 0	2-1/4	FEI6 31 27 451 01 0	2-7/8
FEI6 31 27 442 01 0	2-5/16	FEI6 31 27 452 01 0	2-15/16
FEI6 31 27 443 01 0	2-3/8	FEI6 31 27 453 01 0	3
FEI6 31 27 444 01 0	2-7/16	FEI6 31 27 454 01 0	3-1/16
FEI6 31 27 445 01 0	2-1/2	FEI6 31 27 455 01 0	3-1/8
FEI6 31 27 446 01 0	2-9/16		

*These are for the above CORE Drill Unit*

## HM-Ultra QuickIN Carbide-Tipped Cutters

**2" DEPTH**



- FEIN ultra long-life with an innovative 3-step cutting geometry.
- Features the utmost in efficiency, user comfort and flexibility.

Part #	Size (in.)	Part #	Size (in.)
FEI6 31 27 383 01 0	1/2	FEI6 31 27 396 01 0	1-5/16
FEI6 31 27 384 01 0	9/16	FEI6 31 27 397 01 0	1-3/8
FEI6 31 27 385 01 0	5/8	FEI6 31 27 398 01 0	1-7/16
FEI6 31 27 386 01 0	11/16	FEI6 31 27 399 01 0	1-1/2
FEI6 31 27 387 01 0	3/4	FEI6 31 27 400 01 0	1-9/16
FEI6 31 27 388 01 0	13/16	FEI6 31 27 401 01 0	1-5/8
FEI 6 31 27 388 01 0	7/8	FEI6 31 27 402 01 0	1-11/16
FEI6 31 27 390 01 0	15/16	FEI6 31 27 403 01 0	1-3/4
FEI6 31 27 391 01 0	1	FEI6 31 27 404 01 0	1-13/16
FEI6 31 27 392 01 0	1-1/16	FEI6 31 27 405 01 0	1-7/8
FEI6 31 27 393 01 0	1-1/8	FEI6 31 27 406 01 0	1-15/16
FEI6 31 27 394 01 0	1-3/16	FEI6 31 27 407 01 0	2
FEI6 31 27 395 01 0	1-1/4	FEI6 31 27 408 01 0	2-1/16



## WS14 Grinders at a glance

**New "TIP" technology!  
New ergonomic design!  
Choice of two styles!  
Powerful, reliable, safe!**

- Extremely durable HIGH-POWER-MOTOR
- Easy to handle, left or right-hand use
- Compact, slim shape
- Extremely low vibration
- Metal gear enclosure
- Dust-sealed switches
- Self-start lock
- Integrated movable guard

### WS 14 CLASSIC Angle Grinders



• ON/Off Switch



Part #	Description	RPM
FEIWSG 14-125	5" Spindle lock	10000
FEIWSG 14-125S	5" Spindle lock	7000
FEIWSG 14-150	6" Spindle lock	7000
FEIWSS 14-125	5" QuickIN *	10000
FEIWSG 14-70E	Grinder/Polisher	2500-7000

\* FEIN WSS QuickIN models for tool-free changes

### WS 14 TIP-START Safety Angle Grinders



- "TIP" Touch-Integrated-Pads
- Switchless operation with ergonomically positioned touch-pads
- New innovative motor design
- Fatigue-free cutting and grinding
- Auto-Stop automatic tool shutdown
- Deadman switch



Part #	Description	RPM
FEIWSG 10-115T	4½" Spindle lock	10000
FEIWSG 14-125T	5" Spindle lock	10000
FEIWSG 14-150T	6" Spindle lock	7000
FEIWSS 14-125T	5" QuickIN *	10000
FEIWSG14-70ET	Grinder/Polisher	2500-7000

\* FEIN WSS QuickIN models for tool-free changes

### WSG 14 & WSG 12 Accessories

Part #	Description
FEI6 38 06 138 01 5	5" back-up pad for sanding
FEIG70050019	5" spiral air-cooled backing pad (requires nut)
FEIG90000037	5/8-11 standard centre nut
FEI3 21 19 107 99 9	5/8 - 11 spindle adaptor for brushes
FEI3 18 10 241 01 3	5" wheel guard
FEI3 18 10 243 01 0	6" wheel guard
FEI3 21 19 107 01 6	Side handle
FEI3 21 19 119 01 7	M8 anti-vibration handle
FEI6 29 03 002 00 9	17mm open end wrench - short
FEI3 39 01 118 01 0	Carrying case

### ANGLE GRINDERS 5/8-11 Spindles



FEIN 7 and 9 inch angle grinders are specially designed for ergonomic ease, mechanical endurance, safety and reliability. They feature very powerful 2,000 watt motors, spindle lock and 4-position adjustable rear handle.



Part #	Description	RPM
FEIWSG 20-180	7" Angle Grinder 5/8-11 Spindle	8,500
FEIWSG 20-230	9" Angle Grinder 5/8-11 Spindle	6,600

Both come with wheel guard, set of flanges, side handle & wrench

### Power Polishers

**NEW**



FEIN polishers feature electronic speed control for constant speed and torque over the entire setting range. Excellent results in steel, stainless steel, sheet metal and more.



Part #	Description	RPM	POWER
FEIWSG 14-70E	Polisher / Grinder	2700 - 7000	1200W
FEIWSG 14-70ET	Tip-Start Polisher / Grinder	2700 - 7000	1200W

Both come with wheel guard, set of flanges, side handle & wrench

Part #	Description	RPM	POWER
FEIWPO 14-15E	POWER Polisher	500 - 1500	1200W
FEIWPO 14-25E	POWER Polisher	900 - 2500	1200W

Both come with grip cap and side handle

### Polishing Guard Systems



Part #	Description
<b>FEIN GUARD</b>	
FEI3 02 29 216 00 5	Hand guard
FEI3 30 21 102 02 2	Holder
FEI6 38 03 067 02 8	Politex attachment mandrel 5/8-11"
<b>POLITEX GUARD</b>	
FEIE52703	Bow handle
FEIE50050	Washer
FEIE52702	Politex wheel guard
FEI3 21 19 102 01 3	Side handle
FEI6 38 03 067 02 8	Politex attachment mandrel 5/8-11"

## STAINLESS STEEL POLISHING/FINISHING

### Line Polishers - Basic Set



- FEIN HIGH-POWER-MOTOR
- Variable Speed Control
- Dual Gear Reduction for constant speed & torque
- Highly ergonomic shape to work comfortably and reduce fatigue
- Outstanding durability and extended service life due to a special selfsupporting motor design, metal gear head, dust-protected ball bearings



**INCLUDES:**  
WPO 14-25E Polisher, side handle, holder, mandrel, hand guard, carrying case

Part #	Description
FEIWPO14-25E	Polisher only
FEIWPO14-25EBASIC SET	Polisher with carrying case, holder, mandrel, hand guard

### Polisher Set - Satin



FEIN Gum wheels are ideal when finishing or touch up on a #4 or satin finish. The sinus wheel allows for easy blending without lap marks due to its abrasive pattern.



**INCLUDES:**  
1 WPO 14-25 E BASIC SET, 1 Gum wheel 4", grit 60 (green) \*, 1 Gum wheel 4", grit 180 (blue) 1 Sinus wheel 4", grit 180, 1 Rhombus cleaning block

Part #	Description
FEIWPO14-25ESATIN SET	Polisher set for #4 stainless steel Satin Finish

### Polisher Set - Inline Finishing



Ideal set for all around usage. From scratch removal to touch ups and blending of material. The drum expands with cylindrical force allowing for a flat surface unlike inflatable drums. The rhombus block acts like an eraser to remove heat marks from welds eliminating the need for chemicals and expensive equipment.



**INCLUDES:**  
1 WPO 14-25 E BASIC SET, 1 Expanding rubber wheel, 4 Abrasive belt sleeves 4x4" (2 grit 60, 2 grit 80), 2 Poli-Fleece sleeves 4x4 (coarse & medium), 1 Poli-Mix wheel 4x4 Grit 150/180, 1 Sinus wheel 4" Grit 180, 1 Rhombus cleaning block

Part #	Description
FEIWPO14-25EINLINE SET	Polisher set for Inline Finishing

### Polisher Set - Mirror Finish Preparation



**PYRAMIX TZ SLEEVES:** Pyramid-shaped with a special grain for both a high material removal and a fine surface pattern at the same time. Use with Expansion Wheel to grind out scratches and weld seams or to pre-polish for a mirror finish. Use "SuperPolish" Sleeves in combination with pastes and polishing cream for brilliant mirror finish.

**INCLUDES:**  
1 WPO 14-25 E BASIC SET, 1 Expanding rubber wheel, 14 Pyramid TZ sleeves 90x100mm (2 of each, grit 120/240/320/400/600/1200/2000), 3 Super Polishing Sleeves 90x100, 1 Poli-White Hi-Gloss pre-polishing paste, 650g, 1 Poli-Blue Hi-Gloss finishing paste, 650g, 1 Poli-Pink polishing cream, 1Kg, 1 Cleaning chalk, 1 Kg

Part #	Description
FEIWPO14-25EMIRROR SET	Polisher Set for Mirror Finish Preparation

### Belt-Roller



- For abrasive and fleece belts

Part #	Size (mm)	Grit
FEIE40006VA	60x100	-

### Poli-Grinding Belts



- For finishing of tubes and rails
- Comes in packages of 10

Part #	Size (mm)	Grit	Part #	Size (mm)	Grit
FEIE49040	30x600	40	FEIE49150	30x600	150
FEIE49060	30x600	60	FEIE49180	30x600	180
FEIE49080	30x600	80	FEIE49240	30x600	240
FEIE49120	30x600	120			

### Poli-Fleece Belts



- For finishing of tubes

Part #	Size (mm)	Grit	Part #	Size (mm)	Grit
FEIE49001	30x660	Coarse	FEIE49003	30x660	Fine
FEIE49002	30x660	Med.			

### Expanding Rubber Wheel



- For abrasive, fleece & felt sleeves

Part #	Size (mm)	Grit	Part #	Size (mm)	Grit
FEIE42001	90x50	-	FEIE42002	90x100	-

### Poli-Gringing Belt Sleeves



- For various polishing of stainless steel and other alloys

Part #	Size (mm)	Grit	Part #	Size (mm)	Grit
FEIE743060	105x50	60	FEIE743061	105x100	60
FEIE43100	115x50	80	FEIE43101	115x100	80
FEIE43180	115x50	180	FEIE43181	115x100	180
FEIE43280	115x50	280	FEIE43281	115x100	280
FEIE43400	115x50	400	FEIE43401	115x100	400
FEIE43600	115x50	600	FEIE43601	115x100	600

### Poli-Gringing Belt Sleeves



Zirconia

- For removal of light to deep scratches

Zirconia Forte					
Part #	Size (mm)	Grit	Part #	Size (mm)	Grit
FEIE53036	90x50	36	FEIE53120	90x50	120
FEIE53040	90x50	40	FEIE42040	90x100	40
FEIE53050	90x50	50	FEIE42060	90x100	60
FEIE53060	90x50	60	FEIE42080	90x100	80
FEIE53080	90x50	80			

**FOR FULL ACCESSORIES LISTINGS CONTACT YOUR SALES REP**



## MULTIMASTER RENOVATION SYSTEM



The FEIN MultiMaster is a 250 Watt commercial grade tool made with uncompromised quality for professional results in a multitude of applications and materials. The MultiMaster's unique patented oscillating motion ensures effortless precision with the highest standard of safety. The extensive range of available accessories allows the user to customize the MultiMaster to meet their individual needs. Designed for everything from simple do-it-yourself projects to sustained use in a variety of professional capacities.

### FMM 250 Start & FMM 250 Q Select Plus Sets



START SET

The START SET contains key accessories for accomplishing the most common tasks: sanding, scraping and sawing.



SELECT SET

Added value of the SELECT SET:

Two additional saw blades considerably broaden the range of applications; a HSS blade for soft materials, wood, fibreglass, 1mm sheet metal and a carbide-tipped blade for materials like grout. In the SELECT SET, the MultiMaster features the FEIN QuickIN mounting system.

INCLUDES: MultiMaster FMM 250 Q variable speed tool, Velcro backing pad, 20 pieces assorted sandpaper, Rigid scraper blade, Bi-metal E-Cut blade. SELECT SET: with QuickIN mounting system, HSS segment saw blade, Carbide-tipped segment saw blade.

Part #	Description
FEIFMM250 START	Starter Set
FEIFMM250Q	Select Set

### FMM 250 Q Top Plus Set



The TOP SET contains the carbide rasp for tile work and the profile sanding set for detailing. It includes all accessories needed to attach a dust extractor for a clean, dust-free work environment. The TOP SET features the MultiMaster equipped with FEIN QuickIN mounting system and arranged neatly in a sturdy customized carrying case..

INCLUDES: MultiMaster FMM 250 Q variable speed tool with QuickIN mounting system PLUS THE SAME CONTENT AS THE "SELECT SET" PLUS: Perforated carbide rasp, Profile sanding kit, Perforated velcro backing pad, 20 pieces assorted perforated sandpaper, Dust extraction assembly, Custom carrying case

Part #	Description
FEIFMM250Q TOP	The full works

### FMM 250 Q TOP PLUS EXTRA

**NEW**



Maximize your dust extraction options by combining the MultiMaster TOP SET and the 92024 TURBO I Wet/Dry Dust Extractor into one package. The 92024 features automatic on/off with connected power tool.

INCLUDES: MultiMaster FMM 250 Q TOP SET PLUS 92024 Turbo I Dust Extractor

Part #	Description
FEIFMM250Q TOP-Extra	The full works PLUS Turbo Vac

### MULTIMASTER Accessory Kits



Specialized kits for wood, flooring and tiling.

**WOOD KIT:** 1 E-cut blade - 35mm (126) 5 pieces, 60 grit sandpaper, 1 E-cut blade - 65mm (127) 5 pieces 120 grit sandpaper, 1 bi-metal E-cut blade (151) 1 standard backing pad

**FLOORING KIT:** 1 E-cut blade - 65mm (127) 1 E-cut blade - 35mm (133) 1 rigid scraper blade 1 E-cut blade - 65mm (134) 1 convex segment blade

**TILING KIT:** 1 carbide segment saw blade, 1 carbide circular saw blade, 1 carbide rasp 1 flexible scraper blade, 1 E-cut blade - 65mm (134), 1 bi-metal E-cut blade (151)

Part #	Description
<b>PROFIKIT - WOOD</b>	
FEI6 39 03 167 40 2	Woodworking applications; plunge cut, sand & trim
<b>PROFIKIT - FLOORING</b>	
FEI6 39 03 167 41 1	Scrape, rasp or cut wood, fibreglass, carpeting, rubber, residues and adhesives
<b>PROFIKIT - TILING</b>	
FEI6 39 03 167 39 9	Remove grout, elastic sealant, residues, tile adhesives

### Accessory Kits Continued...

#### Profile Sanding Kit



Sand hard-to-reach places, deep grooves and custom profiles or contours, ideal for restoration work.

INCLUDES: 1 Profile holder 1 Flat profile for straight edges, 1 Trapezoidal profile for tongue & groove, 1 Convex profile (large), 1 V-shape profile for 90° angles 1 Convex profile (small), 15 Profile sanding sheets: 1 Concave profile

Part #	Description
FEI6 38 06 183 01 3	For hard to reach places

## MultiMaster E-Cut Blades



Combine with the unique oscillating motion of the MultiMaster for quick and easy plunge cuts, cut-outs and notches.

**Japanese:** Double row teeth  
**Standard:** Single row teeth  
**Bi-Metal:** For metal up to 1mm



Part #	Description	Width	Pack
FEI6 35 02 126 01 3	E-Cut blade: Japanese	1-3/8" / 35mm	1
FEI6 35 02 126 03 0	"Precision"		3
FEI6 35 02 126 04 0			10



Part #	Description	Width	Pack
FEI6 35 02 127 01 7	E-Cut blade: Japanese	2-9/16" / 65mm	1
FEI6 35 02 127 02 0	"Precision"		3
FEI6 35 02 127 03 0			10



Part #	Description	Width	Pack
FEI6 35 02 133 01 7	E-Cut blade: Standard	1-3/8" / 35mm	1
FEI6 35 02 133 03 0			3
FEI6 35 02 133 04 0			10



Part #	Description	Width	Pack
FEI6 35 02 134 01 5	E-Cut blade: Standard	2-9/16" / 65mm	1
FEI6 35 02 134 02 5			3
FEI6 35 02 134 03 0			10



Part #	Description	Width	Pack
FEI6 35 02 151 01 8	E-Cut blade: Bi-metal	1-1/8" / 29mm	1
FEI6 35 02 151 02 0	"Universal"		3
FEI6 35 02 151 03 0			10



Part #	Description	Width	Pack
FEI6 35 02 152 01 0	E-Cut blade: Bi-metal	1-3/4" / 44mm	1
FEI6 35 02 152 02 0	"Universal"		3
FEI6 35 02 152 03 0			10

## Accessory Kits Continued...



### Minicut and File Kit



For tiny cutouts, hard-to-reach spots, making small grooves or notches, sharpening blades or cutters.

INCLUDES: 1 MiniCut blade holder, 1 Clamping plate 15°, 2 MiniCut blades for wood/soft material - 10mm (3/8") & 20mm (3/4") wide, 2 MiniCut HSS blades for metal/plastic - 10mm (3/8") & 20mm (3/4") wide, 1 Diamond file, 1 HM carbide file

Part #	Description
FEI6 39 01 025 06 0	For tiny cut-outs

### Stone Polishing Kit



INCLUDES: 40 pieces stone sandpaper (5 each of grits 40/80/120/220/320/400/600/800), 1 standard backing pad, 1 felt polishing pad, 1 plastic backing pad

Part #	Description
FEI6 38 06 129 06 7	-

### Cutting Blades



Part #	Description	Width (mm)	Pack
FEI6 35 02 159 01 0	M-Cut narrow blade	3/8" / 10	2
FEI6 35 02 157 01 0	M-Cut wide blade	1-3/16" / 30	2
FEI6 35 02 157 02 0	M-Cut saw & file set: 1 M-Cut narrow blade, 1 M-Cut wide blade, 1 HM carbide file		
FEI6 37 06 017 01 0	HM carbide file - narrow	3/8" / 10	2
FEI6 39 03 205 01 5	Convex segment blade		1
FEI6 39 03 193 01 8	Concave segment blade		1

### Scrapers & Rasps



Part #	Description	Pack
FEI6 39 03 165 01 3	Flexible scraper blades	2
FEI6 39 03 178 01 7	Rigid scraper blade	1
FEI6 37 31 002 01 7	Tungsten carbide rasp - finger-shaped	1
FEI6 37 31 001 01 4	Tungsten carbide rasp - triangular, perforated	1




## MULTIMASTER Sawing / Scraping



Part #	Description	Dia. (mm)	Pack
FEI6 35 02 096 02 3	HSS circular saw blade	2½" / 63	1
FEI6 35 02 096 01 7			2
FEI6 35 02 096 05 0			5
FEI6 35 02 097 02 7	HSS circular saw blade	3-1/8" / 80	1
FEI6 35 02 097 01 1			2
FEI6 35 02 097 05 0			5
FEI6 35 02 106 01 5	HSS segment saw blade	3-1/8" / 80	1
FEI6 35 02 106 07 0			2
FEI6 35 02 106 08 0			5
FEI6 35 02 113 01 9	Flush-cut segment saw blade for wood & soft materials	3-5/16" / 84	1
FEI6 35 02 118 01 6	Flush-cut carbide-tipped segment saw blade	2½" / 63	1
FEI6 35 02 128 01 5	Flush-cut carbide-tipped circular saw blade - thick	2½" / 63	1
FEI6 35 02 125 01 0	Flush-cut carbide-tipped circular saw blade - thin	2½" / 63	1
FEI6 35 02 144 01 4	Flush-cut HSS circular saw blade	3-9/16" / 90	1
FEI6 35 02 144 02 0			5
FEI6 35 02 154 01 0	HSS circular saw blade for wood "Mini circular saw"	4" / 100	1
FEI3 26 07 065 02 0	HSS Saw Blade Set: HSS 154 blade with depth stop (FMM only)		1
FEI6 35 02 105 01 2	Diamond circular saw blade	2½" / 63	1
FEI6 35 02 114 01 7	Diamond flush-cut segment blade	2½" / 63	1
FEI6 37 19 007 01 0	Rhombus cleaning block for diamond blades		1
FEI3 26 07 065 01 0	Depth stop for E-cut & circular blades* FMM models		1
FEI3 26 07 058 01 8	Depth stop for E-cut & circular blades* MSX(E) models		1
FEI3 21 32 020 12 9	Cutting paste for sheet metal		1

## SURFACE GRINDING & PIPE Notching MODULE



\* Base not included (see FEIGIBE)

Part #	Description	Voltage
FEIGIL	For longitudinal grinding and finishing	575/3/60
FEIGIR	6" Capacity Notcher (required GI Belt Grinder) -	
FEIGXR	3" Capacity Notcher (required GX Belt Grinder) -	

## GRIT-GXR CONTACT ROLLERS



GXR Contact Rollers are constructed with a simple assembly, ball bearing mounted at both ends

When ordering contact rollers, always measure the "exact outside diameter" of the pipe and choose your contact roller according to the metric diameters listed on this page.

Part #	Dia. (mm)	Part #	Dia. (mm)	Part #	Dia. (mm)
FEI69902020	16.0	FEI69902048	32.0	FEI69902080	57.0
FEI69902021	17.0	FEI69902051	34.0	FEI69902081	58.0
FEI69902023	18.0	FEI69902053	36.0	FEI69902082	59.0
FEI69902024	19.0	FEI69902055	38.0	FEI69902083	60.0
FEI69902025	20.0	FEI69902058	40.0	FEI69902085	63.0
FEI69902026	21.0	FEI69902059	41.0	FEI69902087	65.0
FEI69902028	22.0	FEI69902061	42.0	FEI69902088	67.0
FEI69902031	23.0	FEI69902066	44.0	FEI69902089	69.0
FEI69902033	24.0	FEI69902069	46.0	FEI69902090	70.0
FEI69902035	25.0	FEI69902070	48.0	FEI69902091	73.0
FEI69902038	26.0	FEI69902073	50.0	FEI69902092	75.0
FEI69902041	27.0	FEI69902075	51.0	FEI69902093	76.0
FEI69902042	28.0	FEI69902078	54.0	FEI69902096	80.0
FEI69902046	30.0	FEI69902079	55.0	FEI69902099	90.0

*Other sizes available*

## GIR CONTACT ROLLERS

GRIT Contact Rollers are constructed of the highest quality and designed specifically for maximum efficiency. They have a long service life due to the high quality materials and ball bearings they are made with.

When ordering contact rollers, always measure the "exact outside diameter" of the pipe and choose your contact roller according to the metric diameters listed on this page.

Part #	Dia. (mm)	Part #	Dia. (mm)	Part #	Dia. (mm)
FEI69902101	20.0	FEI69902113	38.3	FEI69902125	76.2
FEI69902102	22.0	FEI69902114	40.0	FEI69902126	84.0
FEI69902103	25.0	FEI69902115	42.4	FEI69902127	88.9
FEI69902104	25.4	FEI69902116	44.5	FEI69902128	101.6
FEI69902105	26.9	FEI69902117	48.3	FEI69902129	104.0
FEI69902106	28.0	FEI69902118	50.0	FEI69902130	108.0
FEI69902107	30.0	FEI69902119	50.8	FEI69902131	114.3
FEI69902108	32.0	FEI69902120	60.0	FEI69902132	133.0
FEI69902109	33.7	FEI69902121	60.3	FEI69902133	139.7
FEI69902110	35.0	FEI69902122	63.5	FEI69902155	152.4
FEI69902111	38.0	FEI69902123	69.0	FEI69902134	168.3
FEI69902112	38.1	FEI69902124	76.1		

## GRIT-GI BELT GRINDERS



- For industrial processing of steel, stainless steel, non-ferrous metals
- Construction and parts are specifically adapted to heavy duty jobs
- Reliable simple operation provides solutions for specialty applications
- Modular design is cost effective, saving both time and money

Part #	Description	RPM	Voltage
FEIGI75	BELT GRINDER 3"	3600	575/3/60
FEIGI752V	BELT GRINDER 3"	3600	220/3/60
FEIGI150	BELT GRINDER 6"	3600	575/3/60
FEIGI1502V	BELT GRINDER 6"	3600	220/3/60
FEIGI1502H	BELT GRINDER 6"	1800 / 3600	575/3/60
FEIGI1502H2V	BELT GRINDER 6"	1800 / 3600	220/3/60
FEIGIBE	BELT GRINDER BASE		Both Units

# FEIN Abrasives

**Performance day in and day out**

FEIN cut-off wheels are designed to meet the most demanding of applications. Unsurpassed cost-efficiency and outstanding productivity in addition to a smooth cutting action.



- Contaminate-free with no iron, sulphur or chlorine added.



Designed for quality and consistency, guaranteed to meet the highest safety standards in the world.

## FLASHCUT



- SUPERIOR PERFORMANCE
- CUT-OFF WHEELS FOR
- STAINLESS STEEL, STEEL,
- ALUMINIUM & NON-FERROUS
- MATERIALS

### TYPE 27 - Depressed centre

Part #	Size (in.)	Box	RPM
FNKF-459669	4-1/2 x .045 x 7/8	25	13,300
FNKF-162613	4-1/2 x 3/32 x 7/8	25	13,300
FNKF-459645	5 x .045 x 7/8	25	12,200
FNKF-162651	5 x 3/32 x 7/8	25	12,200
FNKF-522882	5 x 1/8 x 7/8	25	12,200
FNLF-475836	6 x .045 x 7/8	25	10,200
FNKF-508459	6 x 3/32 x 7/8	25	10,200
FNKF-459652	7 x .045 x 7/8	25	8,600
FNKF-162279	7 x 3/32 x 7/8	25	8,600

### TYPE 1 - Flat

Part #	Size (in.)	Box	RPM
FNKF-499702	4-1/2 x .040 x 7/8	25	13,300
FNKF-355442	4-1/2 x .045 x 7/8	25	13,300
FNKF-499733	5 x .040 x 7/8	25	12,200
FNKF-355459	5 x .045 x 7/8	25	12,200
FNKF-581179	6 x .045 x 7/8	25	10,200
FNKF-581186	7 x .045 x 7/8	25	8,600

## FLASHDISC



- SUPERIOR PERFORMANCE FLAP DISCS

When a superior finish and high metal removal rates are required, FEIN flap discs are the answer. With one-step grinding and finishing, FEIN flap wheels provide a distinct advantage over reinforced grinding wheels and can reduce labor costs significantly.

### Conical "FDC" Type 29

Part #	Size (in.)	Box	RPM	Grit
FNKF-167922	4-1/2 x 7/8	10	13,300	40
FNKF-167953	4-1/2 x 7/8	10	13,300	60
FNKF-246672	4-1/2 x 7/8	10	13,300	80
FNKF-167939	5 x 7/8	10	12,200	40
FNKF-167960	5 x 7/8	10	12,200	60
FNKF-246702	5 x 7/8	10	12,200	80
FNKF-167946	7 x 7/8	10	8,600	40
FNKF-167977	7 x 7/8	10	8,600	60
FNKF-246740	7 x 7/8	10	8,600	80

### Flat "FDF" Type 27

Part #	Size (in.)	Box	RPM	Grit
FNKF-167618	4-1/2 x 7/8	10	13,300	40
FNKF-167649	4-1/2 x 7/8	10	13,300	60
FNKF-246573	4-1/2 x 7/8	10	13,300	80
FNKF-167625	5 x 7/8	10	12,200	40
FNKF-167656	5 x 7/8	10	12,200	60
FNKF-246603	5 x 7/8	10	12,200	80
FNKF-167632	7 x 7/8	10	8,600	40
FNKF-167663	7 x 7/8	10	8,600	60
FNKF-246641	7 x 7/8	10	8,600	80

## FLASHGRIND



- SUPERIOR PERFORMANCE
- GRINDING WHEELS FOR
- STAINLESS STEEL, STEEL & NON-FERROUS MATERIALS

Weld removal, deburring, surface and edge grinding.

### Weld removal, deburring, surface and edge grinding.

Part #	Size (in.)	Box	RPM
FNKF-471128	4 x 1/4 x 5/8	10	15,200
FNKF-470244	4-1/2 x 1/4 x 7/8	10	13,300
FNKF-470251	5 x 1/4 x 7/8	10	12,200
FNKF-332245	6 x 1/4 x 7/8	10	10,200
FNKF-470398	7 x 1/4 x 7/8	10	8,600
FNKF-470411	9 x 1/4 x 7/8	10	6,600



# POWER TOOLS

## 3/8" Drill



Variable speed, Reversible

- Multi-purpose drill for wood and metal
- High power-to-weight ratio (3.3 lbs.)
- Double reduction gear design for extra torque
- Conveniently located lock-on-button for continuous use
- Industrial 3/8" chuck for accurate drilling

INCLUDES: Drill chuck (763136-3), Chuck key (763403-6C)

Part #	Capacities	RPM	AMPS	Net Weight
MKT6510LVR	Steel 3/8" / Wood 3/4"	1,050	120V 3.5	3.3 lbs.

## 3/4" Impact Wrench



Reversible

- Ideal For Heavy Duty Industrial Applications
- Rocker type reversing switch for easy one handed forward/reverse operation
- Side handle Adjusts 360° for operator convenience at any angle
- Heavy duty rubber bumper in front

INCLUDES: Steel carrying case

Part #	Capacities	IPM/RPM	TRQ	AMPS	Net Weight
MKT6906	Bolt size 5/8" - 7/8"	1600/1500	433 ft./lbs.	120V 9.0	11.0 lbs.

## 1/2" Cordless Driver Drill - 18V 3.0 Ah Li-Ion



Variable 2-Speed, Reversible

- High Power & Lightweight
- 16 torque settings; delivers up to 450 in./lbs. of torque
- Metal gears for more efficient power transmission
- Ergonomically designed rubber grip for positive control
- Built in LED job light
- Compact and lightweight design (only 8" length)

INCLUDES: 2 Ea. 18 V (3.0 Ah) Li-Ion Batteries BL1830 (194205-3), Charger (DC18RA), Plastic Carrying Case (824774-7), Double Ended Bit 2-45 (784638-8), 1/2" Keyless Chuck (763193-1), Hook (324705-1)

Part #	Capacities	RPM	AMPS	Net Weight
MKTBDF452	Steel 1/2" / Wood 1-1/2"	1500	18V Li-Ion	3.5 lbs.

## 1/2" Cordless Driver Drill - 18V



Variable 2-Speed, Reversible

- 16 torque settings; delivers up to 340 in./lbs. (38 Nm) of torque
- Ergonomic soft grip design for vibration absorption and comfortable operation
- Metal gears for more efficient power transmission

INCLUDES: 2 Ea. 18 V Compact Li-Ion Batteries BL1815 (195309-1), Charger (DC18SD), Bit 2-65 (784636-0), Battery Cover (450128-8), Plastic Carrying Case (158777-2), 1/2" Keyless Drill Chuck (763193-1)

Part #	Capacities	RPM	AMPS	Net Weight
MKTBDF453H	Steel 1/2" / Wood 1-7/16"	1300	18V Li-Ion	3.5 lbs.

## 1/2" Impact Wrench



Reversible

- Square Drive
- Precision machined gears for long life and production usage
- Convenient rocker switch for easy reversing
- Heavy duty rubber bumper in front

INCLUDES: Tool only. Shown with Optional Socket

Part #	Capacities	IPM/RPM	TRQ	AMPS	Net Weight
MKT6905B	Bolt size 1/2" - 3/4"	2000/1700	217 ft./lbs.	120V 4.0	6.0 lbs.

## 287cc Generator / 5100W



- 6.8 hours Of Continuous Operation
- RECEPTACLES: Duplex 120 V (20 AMP), Locking 120 V (20 AMP)
- GENERATOR: Full copper windings, AC & DC circuit breakers, AVR (Automatic Voltage Regulator)
- SUBARU-ROBIN: Air-cooled 4 cycle single cylinder OHC gasoline engine, full power mode switch, Low oil automatic shut-off, Auto decompression / Electronic ignition, Overhead valve for more fuel efficiency

STANDARD EQUIPMENT INCLUDES: Tool Kit (277-90301-HO), Starter Rope (279-50110-08), Spark Plug (065-01402-10)

Part #	Power Output	Max. Power
MKTEG511A	5,100W (42.5/21.3 AMP)	9.5 H.P. @4000 RPM

## 85.8 cc Inverter Generator / 1,650W



- Receptacles: Duplex 120 V (20 AMP)
- GENERATOR Full copper windings, AC & DC circuit breakers
- 4 STROKE ENGINE - 10W-30 oil Recoil starter Idle switch features full powermode, low oil automatic shut-off Auto decompression / Electronic ignition
- Inverter Generator restricts fluctuations: Voltage less than 3%, Frequency less than 1%, Wave distortion less than 2.5%
- Can be used to power your computer or other sensitive equipment

INCLUDED: Tool kit (33K-99001-00)

Part #	Power Output	Max. Power	Noise (db)
MKTG1700I	(1650W) 20.0 AMP	2.4 H.P.	59

## Cordless Drywall Screwdriver - 18V 3.0 Ah Li-Ion



Reversible

- Easy Bit Change With Pull Release, One-Touch Locator
- New silent clutch
- Compact and lightweight design
- One touch locator for easy bit change
- Belt Clip
- Reverse switch operable with one hand

INCLUDES: Battery and Charger Sold Separately, Phillips bit, 1(784211-2), Belt clip (281220-7), Magnetic Connect Bit (784801-1)

Part #	Capacities	RPM	AMPS	Net Weight
MKTBFS450Z	Hex Shank 1/4"	4000	18V Li-Ion	4.2 lbs.

## 1/2" Cordless Driver Drill - 18V 3.0 Ah Li-Ion



- Features 3 Speed RPM Range
- 16 Torque setting; delivers up to 560 in.lbs
- Three speed gearing for more efficiency
- Two built in L.E.D. lights
- All metal gears for more efficient power transmission
- Ergonomic soft grip design for vibration absorption and comfortable operation

INCLUDES: 2 Ea. 18 V Li-Ion batteries BL1830 (3.0Ah) (194205-3), Charger, (DC18RA), Bit holder (419276-2), Grip (122749-3), 1/2" Keyless chuck (763191-5), Plastic Carrying Case (824754-3), Double ended bit 2-45 (784638-8)

Professional Series

Variable 3-Speed, Reversible

Part #	Capacities	RPM	Battery	Net Weight
MKTBD451	Steel 1/2" / Wood 2-9/16"	1700	18V Li-Ion	4.6 lbs.

## 1/2" Cordless Driver Drill - 18V 3.0 Ah Li-Ion



- 16 torque settings; delivers up to 560 in./lbs. of torque
- Two speed gearing for efficiency
- Two built in L.E.D. lights
- Shift lock drive converts from Drill to Driver mode
- Metal gears for more efficient power transmission
- Ergonomic soft grip design for vibration absorption and comfortable operation

**BDF454 INCLUDES:** 2 Ea. 18 V Li-Ion batteries BL1830 (3.0Ah) (194205-3), Charger DC18RA, Bit holder (419276-2), Grip (122749-3), 1/2" Keyless chuck (763191-5), Plastic Carrying Case (824754-3), Double ended bit 2-45 (784638-8)

**BHP454Z INCLUDES:** Battery and Charger Sold Separately, Grip (122822-9), 2 Ea. Bits 2-45 (784637-8), Bit Holder (419276-2), Stopper Pole (122576-8), 1/2" Keyless chuck (763191-5), Hook (324705-1)

Professional Series

Variable 2-Speed, Reversible

Part #	Capacities	RPM	Battery	Net Weight
MKTBD454	Steel 1/2" / Wood 2-9/16"	1700	18V Li-Ion	4.6 lbs.
MKTBD454Z	Steel 1/2" / Wood 2-9/16"	1700	18V Li-Ion	4.3 lbs.

## 15/16" Cordless Rotary Hammer - 18V 3.0 Ah Li-Ion



Variable Speed, Reversible

- Lightweight With 3 Mode Rotary Hammer SDS-Plus Shank
- Hammer & Rotation / Hammer only / Rotation only
- Rubber damper to minimize battery damage
- Built in LED Job light
- Built in torque limiter stops drill bit rotation if bit hits reinforcements.
- One touch sliding chuck

**BHR202 INCLUDES:** 2 Ea. 18 V (3.0 Ah) Li-Ion batteries BL1830(3.0 Ah), Charger DC18RA(DC18RA), Battery Cover (450128-8), Depth Gauge (324219-0), Plastic Carrying Case (824861-2)

**BHR202Z INCLUDES:** Battery and Charger Sold Separately, Depth Gauge (324219-0)

Part #	Capacities	BPM/RPM	Energy	AMPS	Net Weight
MKTBHR202	S 1/2", M 1", W 5/16"	4000/1100	1.4 ft./lbs.	18V Li-Ion	7.1 lbs.
MKTBHR202Z	S 1/2", M 1", W 5/16"	4000/1100	1.4 ft./lbs.	18V Li-Ion	7.0 lbs.

## 3/8" Cordless Angle Drill - 18V 3.0 Ah Li-Ion



- Compact & lightweight, ergonomically designed
- Industrial Aluminum gear housing for durability and long tool life
- Built-in L.E.D keeps on illuminating for 12-13 sec after trigger release
- Reduced head height (2-5/8") for working in limited space
- Equipped with Chuck key holder

**BDA350 INCLUDES:** 2 Ea. 18V(3.0Ah) Li-Ion Batteries BL1830(194205-3), Charger DC18RA, Battery Cover 450128-8, Grip(153489-2), Screw (251314-2), Key Holder (450688-0), Chuck Key (763415-9), Plastic Carrying Case (824851-5)

**BDA350Z INCLUDES:** Battery and Charger Sold Separately, Grip(153489-2), Screw M4x12 (251314-2), Key Holder (450688-0), Chuck Key (763415-9)

Variable speed, Reversible

Part #	Capacities	RPM	Battery	Net Weight
MKTBDA350	Steel 3/8" / Wood 1"	1300	18V Li-Ion	13.1 lbs.
MKTBDA350Z	Steel 3/8" / Wood 1"	1300	18V Li-Ion	3.1 lbs.

## 1/2" Cordless Hammer Driver Drill - 18V 3.0 Ah Li-Ion



- Hammer with Rotation / Rotation only
- 16 torque settings; delivers up to 560 in./lbs. of torque
- Two built in L.E.D. lights
- Shift lock drive converts from Hammer to Drill to Driver mode
- Metal gears for more efficient power transmission
- Ergonomic soft grip design for vibration absorption and comfortable operation

INCLUDES: 2 Ea. 18 V (3.0 Ah) Li-Ion Batteries BL1830 (194205-3), Charger (DC18RA), Grip (122750-8), Plastic Carrying Case (824754-3), 2 Ea. Bits 2-45 (784637-8), Stopper Pole (122576-8), 1/2" Keyless chuck (763191-5), Bit Holder (419276-2), Hook (324705-1)

Professional Series

Variable 3-Speed, Reversible

Part #	Capacities	IPM/RPM	TRQ	AMPS	Net Weight
MKTBHP451	S 1/2", M 5/8", W2-9/16"	25500/1700	560 in./lbs.	18V Li-Ion	4.9 lbs.

## 7/8" Cordless Rotary Hammer - 18V 3.0 Ah Li-Ion



Variable Speed, Reversible

- Lightweight With 3 Mode Rotary Hammer SDS-Plus Shank
- Hammer & Rotation / Hammer only/ Rotation only
- Built in torque limiter stops drill bit rotation if bit hits reinforcements
- One touch sliding chuck
- Ergonomic soft grip design for vibration absorption and comfortable operation

**BHR241 INCLUDES:** 2 Ea. 18 V (3.0 Ah) Li-Ion Batteries BL1830 (194205-3), Charger (DC18RA), Battery Cover (450128-8), Depth Gauge (324219-0), Plastic Carrying Case (824771-3)

**BHR241Z INCLUDES:** Battery and Charger Sold Separately, Depth Gauge (324219-0)

Part #	Capacities	BPM/RPM	Energy	AMPS	Net Weight
MKTBHR241	S 1/2", M 7/8", W1-1/16"	4000/1100	1.4 ft./lbs.	18V Li-Ion	7.1 lbs.
MKTBHR241Z	S 1/2", M 7/8", W1-1/16"	4000/1100	1.4 ft./lbs.	18V Li-Ion	7.29 lbs.

## 1/4" Cordless Impact Driver - 18V 3.0 Ah Li-Ion



- Features New Quick Loading Bit Holder
- Built in L.E.D. light
- Ergonomically designed rubber grip for positive control
- Glow in the dark bumper
- Lightweight and compact design

Variable Speed, Reversible

**BTD141 INCLUDES:** 2 Ea. 18V Li-ion (3.0Ah) Batteries BL1830 (194205-3), Charger (DC18RA), Plastic Case (824812-5), Hook (324705-1)

**BTD141Z INCLUDES:** Tool Only, Batteries and Charger sold separately

Part #	Capacities	IPM/RPM	Torque	AMPS	Net Weight
MKTBTBD141	Hex Shank 1/4"	3200/2300	1330 in./lbs. 18V Li-Ion	3.3 lbs.	
MKTBTBD141Z	Hex Shank 1/4"	3200/2300	1330 in./lbs. 18V Li-Ion	3.3 lbs.	

## 1/2" Cordless Impact Wrench - 18V 3.0 Ah Li-Ion



- High Torque To Weight Ratio At 169 ft./lbs.
- Built in LED Light
- Ergonomically designed handle with soft grip
- Compact and lightweight

Square Drive Variable Speed, Reversible

**BTW251 INCLUDES:** 2 Ea. 18 V (3.0 Ah) Li-ion Batteries BL1830 (194205-3), Charger (DC18RA), Plastic Case (824753-5), Hook (324705-1)

**BTW251Z INCLUDES:** Tool Only, Battery and Charger Sold Separately

Part #	Capacities	IPM/RPM	Torque	AMPS	Net Weight
MKTBTW251	Square Drive 1/2"	3200/2100	169.6 ft./lbs. 18V Li-Ion	3.7 lbs.	
MKTBTW251Z	Square Drive 1/2"	3200/2100	169.6 ft./lbs. 18V Li-Ion	2.7 lbs.	

## 3/8" Angle Drill



Variable Speed, Built-in LED Job Light

- Industrial metal gear housing for durability and long tool life
- Reduced head height (2-5/8") for working in limited space
- Ball bearing construction for longer motor life
- Paddle switch with speed limiting dial
- Compact (10-5/8" length) design for easy use when working between framing studs or any other close quarter application

**INCLUDES:** Grip (152490-4), Chuck Key (763415-9), Key Holder (411780-7), Drill Chuck (763174-5)

Part #	Capacities	RPM	AMPS	Net Weight
MKTDA3010F	Steel 3/8" / Wood 1"	2400	120V 4.0	3.1 lbs.

## 1/2" Angle Drill



Variable 2-Speed, Reversible

- Angle Attachment Rotates 360° To Drill In Any Position
- Durable/Dust-Proof Switch featuring large trigger for comfortable operation
- Industrial metal gear housing for durability and long tool life
- Angle attachment may be removed and drill used as a straight drill

**INCLUDES:** Drill chuck S-13 (193319-5), Chuck key (763434-5), Side grip (For tool barrel)(152892-4), Plastic carrying case (824646-6), Grip Assy (Angle) (122646-3), Hex wrench 5 (783216-9)

Part #	Capacities	RPM	AMPS	Net Weight
MKTDA4000LR	Low Speed Aug 1-1/2", Self 4-5/8", Hole 6", Steel 1/2" High Speed Aug 1-1/2", Self 2-9/16", Hole 4-1/2"	400 900	120V 7.5	8.2 lbs.

## 1/2" Cordless Impact Wrench - 18V 3.0 Ah Li-Ion



- Same Fastening Torque In Forward & Reverse Rotations. Large Bumper Protects Workpiece From Scratches. Max Fastening Torque 325 ft./lbs.
- Ergonomically designed handle with soft grip
- Rubber joint construction minimizes vibration to battery contacts
- Built in job light
- Powerful DC Motor with Replaceable Brush for easy repair

Square Drive, Reversible

**BTW450 INCLUDES:** 2 Ea. 18 V (3.0 Ah) Li-ion batteries BL1830 (3.0Ah), (194205-3), Charger DC18RA (DC18RA), Plastic Carrying Case (824777-1), Hook (345736-7), Battery Cover (450128-8)

**BTW450Z INCLUDES:** Tool only & Hook (324705-1)

Part #	Capacities	IPM/RPM	TRQ	Battery	Net Weight
MKTBTW450	Square drive 1/2"	2200/1600	325 ft./lbs. 18V Li-Ion	7.5 lbs.	
MKTBTW450Z	Square drive 1/2"	2200/1600	325 ft./lbs. 18V Li-Ion	6.9 lbs.	

## 1/2" Angle Drill



Torque Limiter

- Designed For Efficient Drilling Between Studs & Joists
- Ergonomic design ensures best performance while drilling in frame construction, plumbing and electrical work
- Tool-free rear handle swivels 90° Left or Right for easy drilling
- Built in torque limiter stops drill bit rotation when bit hits reinforcements

**INCLUDES:** Drill chuck (193520-2), Chuck key (763434-5), Grip 27 (273654-8), Hex wrench 6 (783204-6), Plastic carrying case (824647-4), Front Grip (417665-5)

Part #	Capacities	RPM	AMPS	Net Weight
MKTDA4031	Aug 1-1/2", Self 4-5/8", Hole 6", Steel 1/2"	1200	120V 10.0	12.3 lbs.

## Cordless Driver Drill Kit - 10.8V



Variable 2 Speed, Reversible



- 18 torque settings delivers up to 210 in./lbs of torque
- Lightweight and compact design
- Built in L.E.D light
- Accepts 1/4" hex shank drill and driver bits

INCLUDED: 2-10.8V Li-Ion Batteries BL1013 (1.3Ah)(194551-4), Charger DC10WA(DC10WA), Plastic case F/Battery (824781-0), Phillips bit 2-50 (784244-7), Holster (168467-9), Plastic Carrying Case (824842-6)

Part #	Capacities	RPM	Battery	Net Weight
MKTDF030D	Steel 3/8" / Wood 13/16"	1300	10.8 Li-Ion	1.9 lbs.

## 27 lbs. Demolition Hammer with AVT



Anti-Vibration Technology, AC/DC

- SDS-MAX Shank Hammer only
- AVT enabled to reduce fatigue and injury due to exposure to vibration
- One touch sliding chuck accepts SDS-MAX steel and adjustable to 12 bit angles
- Electronic speed and variable control gives efficient hammering at the desired speed
- Extra long auto cut off carbon brushes provides reduced maintenance due to brush wear and pro-

- tion to motor when brushes have worn out
- Motor suppression system in no load situation

INCLUDES: SDS-Max Bull Point 12"(751423-A), Grease Vessel Set 100cc (194683-7), Cloth (443122-7), Plastic Carrying Case (824882-4)

Part #	Bit Type	BPM	AMPS	Net Weight
MKTHM1214C	SDS-Max	950 - 1900	120V 14.0	27.1 lbs.

## 2 H.P. Air Compressor



Oil Lubricated

- Low Noise at only 80db
- Oil lubricated for cooler operation and reduced noise
- High output cast iron pump with large bore cylinder and piston delivers maximum performance
- Low AMP draw reduces incidences of tripped breakers and voltage drop that cause premature motor failure
- Air pressure regulator enables adjustments of line pressure to tool
- Big Bore for 1/2 RPM at same output for long life and less noise

INCLUDES: 1/4" Quick coupler, (447013), Air filter (171002), Compressor Oil (0.3 L) (181122-A)

Part #	Motor	Tank	Battery	Net Weight
MKTMAC700	2.0 HP (90 PSI)	2.6 gal	120V 12.4	52.0 lbs.

## 1/2" Drill



Reversible

- Unique design and handle positioning for a variety of mixing and drilling applications
- Rocker switch for easy one handed reversing
- Precision ground metal gears withstand the rigors of rapid changes between FWD/REV
- 12" pipe handle with rubberized grip for greater control
- Rear handle rotates 360°

INCLUDES: Top Handle (273657-2), Drill chuck (193319-5), Chuck key (763434-5), Key holder (410102-8)

Part #	Capacities	RPM	AMPS	Net Weight
MKTDS4000	Aug 1-1/2", Self 3", Hole 5", Steel 1/2"	500	120V 9.0	8.8 lbs.

## 1-9/16" Rotary Hammer



Electronic, Variable Speed

- SDS-MAX Shank
- Hammer & Rotation / Hammer only
- Anti-Vibration Rear Grip Absorbing Handle
- Features Anti-Vibration Technology
- LED light indicates when to replace carbon brushes
- One-touch sliding chuck for easy bit installation and removal

- Side grip swivels 360° and adjusts to 8 positions

INCLUDES: Bit Grease (194683-7), Grip (135209-6), Side Handle (134890-0), Plastic Carrying Case (154731-4), Cleaning Cloth (443122-7)

Part #	Capacities	BPM/RPM	AMPS	Net Weight
MKTHR4011C	Concrete 1-9/16", Thin wall 4-1/8"	2750/480	120V 11.0	13.9 lbs.

## 2" Rotary Hammer



Electronic Variable Speed

- Anti-Vibration Rear grip absorbing handle
- SDS-MAX Shank
- Hammer & Rotation / Hammer only
- Features "AVT" Anti-Vibration Technology
- One-touch sliding chuck for easy bit installation and removal
- Motor has auto shut-off feature when brushes must be replaced

- 360° side handle with 8 positions

INCLUDES: Bit Grease (93g)(181573-3), Side Handle Assy (D-Shaped)(134885-3), Grip 36 Com.(158131-0), Plastic Carrying Case (158273-0), Cleaning Cloth (443122-7), Depth Gauge (321248-4)

Part #	Capacities	BPM/RPM	AMPS	Net Weight
MKTHR5211C	Concrete 2", Thin wall 6-1/4"	2150/260	120V 15.0	25.6 lbs.

## Variable Speed Orbital Jig Saw



Variable Speed Control

- 3 Orbital settings plus straight cutting
- Uses Tang style blades only
- Adjustable base bevels from 0° - 45° left and right
- Improved dust cover contains chips more efficiently
- Variable speed control dial for precise control
- Vacuum port for connecting saw to vacuum
- 3 orbital settings plus straight cutting
- Aluminum die cast base

INCLUDES: 1pc/Jig Saw Blade B-10 (792529-7 5/ PK), Hex Wrench 3 (783201-2), Plastic Carrying Case (824572-9)

Part #	Capacities	SPM	AMPS	Net Weight
MKT4329K	Steel 1/4" / Wood 2-9/16"	3100	120V 3.9	4.2 lbs.

## Jig Saw



Built-in LED Job Light, Electronic Speed Control

- Accepts tang shank blades
- Tool-less blade change with Push-in Lock System
- Orbital change lever offers 3 stages and one straight cutting action
- Adjustable cast aluminum base; 0-45° bevel right and left with a Soft Start
- Rubberized soft grip with ergonomically designed top handle

INCLUDES: Jig Saw Blade Set(2/B-10, 2/BR-10, 2/B-22) (792724-9) , Cover Plate (417852-6) ,Anti-Splintering Device(415524-7) , Hex Wrench 4 (783202-0) ,Plastic Carrying Case (824809-4)

Part #	Capacities	SPM	AMPS	Net Weight
MKT4350FCT	Steel 3/8" / Wood 5-5/16"	2800	120V 6.3	5.3 lbs.

## 14" Portable Cut-Off Saw



Mitres 45° Left and Right

- AC/DC
- Quick release vice
- Lock-Off Button prevents accidental startup
- Guide plate adjusts 45° right and left and moves to 3 locations for various sizes of materials
- Spark guard for operators safety
- Adjustable depth stop for precise, repeatable cutting depth

INCLUDES: Abrasive Wheel (A-90168), Socket Wrench (782210-8), Quick Vise (134548-1), Adaptor Ring (257185-5)

Part #	Diameter	Arbour	RPM	AMPS	Net Weight
MKT2414DB	14"	1"	3800	120V 15.0	36.6 lbs.

## 1/4" Trimmer



- Thumb roller for fine cutting depth adjustment
- Adjustable guide for trimming laminates
- Ergonomic slim body style for comfort and control
- Rubberized soft grip for comfort
- Rack and pinion mechanism for fine depth adjustment

INCLUDES: Trimmer guide (122703-7), Straight guide (122704-5), Straight bit 6E (733238-9), Template guide 10 (345433-5), Wrench 10 (781036-5), Wrench 17 (781037-3), Chip deflector (418647-0)

Part #	Collet Capacities	RPM	AMPS	Net Weight
MKT3709	1/4"	30,000	120V 4.0	3.3 lbs.

## Cordless Jig Saw - 18V 3.0 Ah Li-Ion



Tool-less Blade Change Variable Speed

- Large variable speed 2 finger trigger switch
- Ergonomically designed handle with soft grip
- 3 Orbital settings
- Built in LED light to illuminate work area
- Variable speed with electric brake for precise control when cutting

BJV180 INCLUDES: 2 Ea. 18 V Li-ion (3.0 Ah) Batteries BL1830 (194205-3), Charger (DC18RA), Plastic Carrying Case (824775-5), Jig Saw Blade Set (2 Ea. B-10, BR-13, B-22) (792724-9), Hex wrench 4 (783202-0), Anti-Splintering Device (415524-7), Cover Plate (415524-7)

Part #	Capacities	SPM	AMPS	Net Weight
MKTBJV180Z	Steel 3/8" / Wood 5-5/16"	2600	18V Li-Ion	6.1 lbs.

## 1-3/8 H.P. Router



- D-handle design with locking trigger switch for operator control and comfort during continuous use
- Large calibrated depth control ring for easy depth adjustment

INCLUDES: 1/4" Collet sleeve (763803-0), Wrench (781012-9, 781029-2)

Part #	Collet Capacities	RPM	AMPS	Net Weight
MKT3601B	3/8", 1/2", 1/4"	23,000	120V 8.5	7.7 lbs.

## 10" Table Saw with Stand



- Smooth sliding left side extension table has roller guides for precision cutting
- Large ON and OFF paddle switch with integrated lockout feature
- Improved mitre guide with large guide fence
- Right side and rear extension tables included
- Improved blade guard system incorporates adjustable riving knife

INCLUDES: 10" C.T.Saw blade 32 T (A-94948), Push stick (JM27000086), 2-Wrench (JM27000087), Wrench (JM27000329) ,Triangle plate (JM27000328), Rip fence (JM27000202), Mite gauge assembly (JM27000421), Blade guard assembly (JM27000382), Stand set (JM27000300)

Part #	Diameter	Arbour	RPM	AMPS	Net Weight
MKT2704X1	10"	5/8"	4300	120V 13.0	82.0 lbs.

## 18V LXT Cordless Vacuum - 18V 3.0 Ah Li-Ion



- Makita's First LXT Vacuum Cleaner
- Ergonomic soft grip handle
- Convenient trigger switch
- Very quiet operation (71 dB)
- Improved pre-filter

Part #	Capacities	Length	Battery	Net Weight
MKTBCL180Z	1.4 Pints	18-3/4"	18V Li-Ion	3.1 lbs.

## 7-1/4" Circular Saw



Two built in LED job lights

- High performance magnesium blade case and base
- High performance professional quality circular saw with best in class power to weight ratio
- Bevel adjustment with positive stops at 22.5°, 45°, and 50°
- Rubberized grips for comfort and control
- Electric brake for increased safety

5007MG INCLUDES: 24T Carbide tipped blade (A-94530), Hex wrench #6 (783204-6), Rip Fence (164095-8), Plastic carrying case (158279-8)



Part #	Diameter	Arbour	Depth	RPM	AMPS	Net Weight
MKT5007MGA	7-1/4"	5/8"	2-1/2"	5800	120V 15.0	10.1 lbs.

## 7-1/4" Circular Saw



AC/DC

- Bevel adjustment with positive stops at 22.5 and 45 degrees
- Heavy gauge aluminum base with easy to read ruler markings
- Ergonomic rubberized grip and larger levers for improved comfort and ease of adjustment
- Blower function keeps cut line clear for better visibility

INCLUDES: 7-1/4" 24 CT Circular Saw Blade (D-24826), Rip fence (164095-8)



Part #	Diameter	Arbour	Depth	RPM	AMPS	Net Weight
MKT5007N	7-1/4"	5/8"	2-1/4"	5800	120V 15.0	11.0 lbs.

## 10-1/4" Circular Saw



- Portable circular saw for heavy-duty work
- Sturdy aluminum die cast base
- More compact blade case
- Large ergonomic grip
- Electric brake

INCLUDES: 10-1/4" C.T.SAW BLADE (A-94910), Hex Wrench 6 (783204-6), Guide Rule (165499-7)



Part #	Diameter	Arbour	Depth	RPM	AMPS	Net Weight
MKT5104	10-1/4"	5/8"	3-3/4"	3800	120V 15.0	19.0 lbs.

## 8-1/4" Circular Saw



Built-in LED Job Light Cutting depth capacity of 3" (75.5mm)

- High performance magnesium blade case and base
- Bevel adjustment with positive stops at 22.5°, 45°, and 50°
- Two built in LED lights to illuminate the cut line
- Rubberized grips for comfort and control
- Electric brake

INCLUDES: 8-1/4" C.T.Saw Blade 24T (D-21521), Guide Rule (164095-8), Hex Wrench 6 (783204-6)



Part #	Diameter	Arbour	Depth	RPM	AMPS	Net Weight
MKT5008MGA	8-1/4"	5/8"	3"	5200	120V 15.0	10.6 lbs.

## 7-1/4" Circular Saw



- 5007NFA Electric Brake, Twin LED lights
- Bevel adjustment with positive stops at 22.5 and 45 degrees
- Built-in job light using LED light
- Heavy gauge aluminum base with ruler markings

INCLUDES: Guide Rule (164095-8) Hex.Wrench (783204-6), 7-1/4" 24 CT Black M-Force Saw Blade (A-94530)



Part #	Diameter	Arbour	Depth	RPM	AMPS	Net Weight
MKT5007NFA	7-1/4"	5/8"	2-1/2"	5800	120V 15.0	11.0 lbs.

## 5-3/8" Cordless Metal Cutting Saw - 18V 3.0Ah Li-Ion



Metal Cutting LED Lights

- Designed for cutting channel, corrugated, conduit, pipe, sheet metal, square tubing, steel and more
- Ergonomic shape fits like a glove with even pressure and easy control
- Large lock off lever for safety
- Stainless steel base

INCLUDES: Battery and Charger Sold Separately, 5-3/8" C.T. Saw Blade 30T for Metal (A-94519), Hex Wrench



Part #	Diameter	Arbour	Depth	RPM	Battery	Net Weight
MKTBCS550Z	5-3/8"	5/8"	2"	3600	18V Li-Ion	5.3 lbs.

## 16-5/16" Circular Saw



- Low noise at only 87 dB
- Rugged steel base for stability
- Electric brake for safety
- Powerful motor delivers 1,800 max watts out
- Blade stabilizer for stable blade rotation and superior cutting performance
- Large depth control lever for convenience and secure adjustments

INCLUDES: Carbide tipped blade 32T (A-90956), Hex wrench #6 (783204-6), Rip fence (164019-4), Protective Stand Set (194701-1)



Part #	Diameter	Arbour	Depth	RPM	AMPS	Net Weight
MKT5402NA	16-5/16"	1"	6-1/4"	2200	120V 15.0	33.0 lbs.

## 6-1/2" Plunge Cut Circular Saw



- Unique plunge action for specialized cuts
- Depth stopper for splinter-free cutting
- Tip-resistant design when used with guide rail
- Designed for Easy Blade Replacement

INCLUDES: 6-1/2" C.T.Circular Saw 48T(B-07353), Hex Wrench 5 (783203-8), Guide Rule (165447-6), Vacuum hose adapter (W-18195) , 55" (139.7 cm) Guide rail (194368-5)



Part #	Diameter	Arbour	Depth	RPM	AMPS	Net Weight
MKTBCS550Z	6-1/2"	-	2-3/16"	3600	120V 12.0	9.1 lbs.



## 4" X 24" Belt Sander



Electric Speed Control

- Comfortable front and rear grip
- Efficient electronic speed control dial
- Auto tracking belt system
- Flat top for inverted fine sanding
- Streamlined design allows for near flush sanding on the right side
- Excellent dust collection system

INCLUDES: Abrasive belt (80 grit; 794133-C-2), Dust bag assembly (122591-2), Cork rubber plate (423314-4), Carbon plate (423317-8)

Part #	Belt Size	Speed	Size	AMPS	Net Weight
MKT9404	4"-24"	1440 ft.min.	13-1/8"	120V 8.8	10.3 lbs.



## 4" X 24" Belt Sander



Low Noise, only 84dB

- Powerful motor for high production use
- Design allows flush sanding to walls
- Large front grip is positioned for operator comfort
- Cord is located on the upper portion of the handle for operator convenience
- Incorporates labyrinth design to prevent dust from penetrating internal bearings

INCLUDES: Abrasive belt (80 grit; 742322-9), Dust bag (122562-9), Cork rubber plate (4216463), Steel plate (344620-3)

Part #	Belt Size	Speed	Size	AMPS	Net Weight
MKT9403	4x24"	1640 ft.min.	13-7/8"	120V 11.0	13.0 lbs.



## 3" X 21" Belt Sander



Electric Speed Control

- Comfortable front and rear grip
- Large trigger switch and lock-on button
- Efficient electronic speed control dial
- Auto tracking belt system
- Flat top for inverted fine sanding
- Streamlined design allows for near flush sanding on the right side

INCLUDES: Abrasive belt (80 grit; 742308-3), Dust bag (122591-2), Cork rubber plate (423312-8), Carbon plate (423315-2)

Part #	Belt Size	Speed	Size	AMPS	Net Weight
MKT9903	3"-21"	1440 ft.min.	11-5/8"	120V 8.8	9.5 lbs.



## 4-3/4" Wheel Sander



- Fast and efficient paint and rust removal
- Well balanced design with a low center of gravity and large front loop handle for easy handling

INCLUDES: Joint(410899-9), 2 Ea. Hex wrench(783204-6), Nylon brush wheel 120-100 (794379-6)(423313-6), Carbon plate (423316-0)

Part #	Belt Size	RPM	Size	AMPS	Net Weight
MKT9741	4" x 4-3/4"	3500	12-1/4"	120V 7.8	9.2 lbs.



## 3" X 24" Belt Sander



Electric Speed Control

- Comfortable front and rear grip
- Efficient electronic speed control dial
- Auto tracking belt system
- Flat top for inverted fine sanding
- Streamlined design allows for near flush sanding on the right side
- Excellent dust collection system

INCLUDES: Abrasive belt (80 grit; 742312-8C), Dust bag assembly (122591-2), Cork rubber plate (423313-6), Carbon plate (423316-0)

Part #	Belt Size	Speed	Size	AMPS	Net Weight
MKT9920	3"-24"	1440 ft.min.	13-1/8"	120V 8.8	9.9 lbs.



## 1-3/16" x 21" Belt Sander



Variable Speed Control

- Narrow belt and exposed front pulley for use in close quarters or on irregular shapes
- Multi-position side handle for easy and more comfortable operation
- Lock-on button for continuous operation
- Connects to dust collector for cleaner operation

INCLUDES: 2 Ea. Abrasive belt 10P/k (#40; 742301-7, #60; 742302-5, #80; 742303-3, #100; 742304-1, #120; 742305-9)

Part #	Belt Size	Speed	Size	AMPS	Net Weight
MKT9741	1-3/16"x21"	3300 ft.min.	15"	120V 5.0	4.6 lbs.



## 3-1/2" Framing Nailer - 31°



NOT AS SHOWN

- 31° Clipped Head Framing Strip Nailer
- Large capacity air chamber for increased power
- Depth setting knob for adjustment of 9 nailing depths in 1/16" increments
- Nose piece with sure-grip spikes prevents slipping
- Dry fire prevention system prolongs life of tool
- 3 Mode - Sequential, Bump, Lock-off
- Convenient Collapsible Rafter Hook

INCLUDES: Hook Assy (122742-7), Oil Supply 30cc (181434-7), Safety Goggle (192517-8)

Part #	Nail Type	Angle	Nail Size	Capacity	Net Weight
MKTAN943	.113	31°	2" - 3-1/2"	60-84 nails	8.7 lbs.



## 2" Brad Nailer



- Quick release nose enables fast and easy removal of jammed nails
- Multi-directional exhaust port directs exhaust away from operator
- Rubber grip for comfortable handling
- Quick release, side loading magazine
- Convenient Adjustable Belt Hook

INCLUDES: Oil supply (181434-7), Safety goggles (192517-8), Nose adapter (HY00000030), Plastic carrying case (HY00000090)

Part #	PSI	Gauge	Nail Size	Capacity	Net Weight
MKTAF505	60-115	18	5/8" - 2"	100 nails	3.1 lbs.



## 4-1/2" Cordless Angle Grinder - 18V 3.0Ah Li-Ion



- Electronic limiter, stops the electric current when accidental overload on the machine, and protects motor from burning
- Soft grip design for vibration absorption and comfortable operation
- Removable handle can be mounted on either side

BGA452 INCLUDES: 2 Ea. 18 V Li-Ion Batteries BL1830 (3.0Ah) (194205-3), Charger DC18RA, 4-1/2" Depressed center wheel (741423-B), Wheel Cover Assy (C.O.W)(135103-2), Wheel Cover Assy (D.C.W)(125267-0), Locknut wrench (782422-3), Side handle (158237-4), Plastic carrying case (824767-4), 1pc. of Thin cut-off wheel (D-20105), Inner flange 45(224399-1), Lock Nut 5/8"-45 (224568-4)

BGA452Z INCLUDES: Battery and Charger Sold Separately, 4-1/2" Depressed center wheel (D.C.W)(741423-B), D.C.W cover (125267-0), C.O.W cover (135103-2), Side handle (158237-4), Locknut wrench (782422-3), Inner Flange 45 (224399-1)

Part #	Dia.	RPM	Arbour	Battery	Net Weight
MKTBGA452	4-1/4"	10,000	5/8"	18V Li-Ion	4.0 lbs.
MKTBGA452Z	4-1/4"	10,000	5/8"	18V Li-Ion	5.7 lbs.

## 7" Electronic Polisher



- Ideally suited for professional polishing applications
- Variable speed with preset maximum speed dial; ideal for ultra slow polishing
- Electronic speed control maintains constant speed under load
- 3 prong plug to prevent static electricity accumulation
- Lock-on button for continuous use at one speed

Electronic Variable Speed

INCLUDED: Hook-and-Loop Backing Pad (743052-5), Hex Wrench (783204-6), Sleeve (262542-4)

Part #	Capacity	RPM	AMPS	Net Weight
MKT9227CZ	Sanding 7", Wool 7"	3000	120V 10.0	6.6 lbs.

## 1/4" Die Grinder



- Affordable lightweight grinder
- Ideal for precision grinding
- Palm sized grinder for multi-applications
- High speed (25,000 RPM) for maximum production

INCLUDES: Collet cone -1/4" (763625-8), Wrenches-for collet nut (781008-0), Wrench (781003-0)

Part #	Size	RPM	Length	Battery	Net Weight
MKT906	1/4" collet	25,000	11-1/8"	120V 2.0	2.0 lbs.

## 5" Random Orbit Sander



- Hook and Loop Pad
- Fast random-orbit action for aggressive sanding
- Efficient through-the-pad dust collection system
- Lock-on button for continuous operation
- Soft start to reduce scratching at start up
- Sanding brake stops the motor when the switch is turned off

INCLUDES: 1 Abrasive disc #120 (794520-1), Dust bag (151517-7), Plastic carrying case (824562-2)

Part #	Dia.	RPM	Disc	AMPS	Net Weight
MKTBO5021K	4-13/16"	12,000	5"	120V 2.0	3.1 lbs.

## Cordless Recipro Saw - 18V 3.0Ah Li-Ion



Professional Series

Tool-less Blade Change Variable Speed

- Two built-in L.E.D. lights for more illuminated work
- Retractable sky hook for hanging off rafters
- Tool-less shoe adjustment
- Ergonomic shape fits like a glove with even pressure and easy control
- One-handed, fast tool-less blade changes and shoe adjustments
- Two-piece motor with externally accessible brushes for serviceability and longer motor life

BJR181X INCLUDES: 2 Ea. - 18V Li-Ion Battery BL1830 (3.0Ah)(194205-3), Charger (DC18RA), 2 Blades (193572-3), Tool bag

BJR181Z INCLUDES: Tool Only, Batteries and Charger sold separately

Part #	Capacity	SPM	Battery	Net Weight
MKTBJR181Z	Pipe 5-1/8", Wood 10"	2900	18V Li-Ion	7.7 lbs.
MKTBJR181X	Pipe 5-1/8", Wood 10"	2900	18V Li-Ion	7.7 lbs.

## Cordless or Electric Job Site Radio - 14.4V or 18V



- Radio runs on most voltage Pod 9.6 V - 18 V, Slide 9.6 V - 24 V of Makita branded batteries (except 7.2 V) (Battery not included)
- AM / FM Tuner
- MP3 adaptable!
- Can run on AC or DC power source
- Weather and water resistant, rugged protective design
- Two alarms, runs up to 16 hours on a single charge
- LCD backlight display, 10 pre-sets

Part #	Dimensions	Battery	Net Weight
MKTBMR100	10-1/4" x 6-9/16" x 17"	18V 14.4V	9.2 lbs.

## 1/4 Sheet Sander



- Dust bag for clean and efficient sanding with extended sandpaper life by reducing clogging
- Engineered to operate at low noise level with reduced vibration
- All ball bearing construction for smooth operation
- Rubber Switch Cover

(257202-1), DUST BAG NOZZLE (416063-0), DUST NOZZLE (416064-8), PUNCH PLATE (450066-4), SANDING PAPER 114-60 (1 sheet), SANDING PAPER 114-100 (1 sheet), SANDING PAPER 114-150 (1 sheet), PLASTIC CASE (824806-0)

Part #	Pad Size	OPM	AMPS	Net Weight
MKTBO4555K	4-3/8" x 4"	14,000	120V 1.6	2.0 lbs.



**Cordless Pin Nailer - 14.4V 3.0AH Li-Ion**



- Double trigger for safe operation
- Anti-Dry fire mechanism
- Ergonomic handle with soft grip design

INCLUDES: Tool Only, Battery and Charger Sold Separately Nose Adaptor (419525-7), Safety Goggles (192517-8), Hex Wrench 3 (783201-2)

**Built In LED Light**

Part #	Capacity	Gauge	Unit Size	Battery	Net Weight
MKTBPT350Z	130 nails	23	9-5/8"	14.4V	4.4 lbs.

**1/4" Cordless Angle Impact Driver - 18V 3.0AH Li-Ion**



**Hex Shank, Variable Speed, Reversible**

- Compact Angle Head For Easy Access To Bolts In Tight Places
- 2-1/16" head height for working in tight spaces
- LED job light
- Ergonomically designed handle with soft grip
- Machined aluminum head

INCLUDES: 1/Phillips Bit 2-45 (784202-3), 1/Bit Clip (324705-1) Tools Only, Batteries and Charger sold separately

Part #	Drive	RPM/IPM	Torque	Battery	Net Weight
MKTBTLO61Z	Square	2000/3000	531 in. lbs.	18V Li-Ion	3.7 lbs.

**Cordless Blower**



- Variable speed control in each speed setting
- Converts to a vacuum

Part #	Air Pressure	Battery	Net Weight
MKTBPT350Z	5.4 kpa	18V Li-Ion	3.5 lbs.

**3-1/4" Planer**



- Three V-groove's in base for chamfer cutting
- Dial adjustment knob for depth adjustment with click stops
- Ergonomically designed with rubberized handle
- Lock-on button for continuous operation, operable from either side
- Base plate tool holder protects workpiece and blade from scratches
- Shiplapping cuts up to 1" or 25 mm

INCLUDES: Guide Rule Assy (122785-9), Socket Wrench 9 (782209-3), Blade Gauge (123010-1 or 123062-2), Mini Planer Blade 82 (D-16966), Depth Guide (342390-8)

Part #	Capacities	AMPS	Net Weight
MKTKP0810	Width 3-1/4", Depth 3/32", Ship 11/32"	120V 6.5	5.7 lbs.

**6-1/2" Cordless Circular Saw - 18V 3.0Ah Li-Ion**



**Professional Series**

- Two built-in L.E.D. lights for more illuminated work
- 45° Positive stop for bevel cutting
- Electric blade brake & dust blower for keeping the cutting line clean
- High torque motor delivers maximum power for cutting 2x material at 45°
- Ergonomic shape fits like a glove with even pressure and easy control
- Two-piece motor with externally accessible brushes for serviceability and longer motor life

**BSS610X2 INCLUDES:** 2 Ea.-18 V Li-Ion (3.0 Ah) Battery BL1830(194205-3), Charger (DC18RA), 6-1/2" C.T. Saw blade 24T (A-85092), Hex wrench (783203-8), Guide rule (164095-8), Tool bag (821010-X)

**BSS610Z INCLUDES:** Batteries and Charger sold separately, 6-1/2" C.T. Saw Blade 24T (A-85092), Hex Wrench (783203-8), Guide Rule (164095-8)

Part #	Diameter	Arbour	Depth	RPM	Battery	Net Weight
MKTBSS610Z	6-1/2"	5/8"	2-1/4"	3700	18V Li-Ion	7.0 lbs.
MKTBSS610X2	6-1/2"	5/8"	2-1/4"	3700	18V Li-Ion	11.9 lbs.

**6-1/2" Cordless Circular Saw - 18V 3.0Ah Li-Ion**



**Makita 2 piece motor delivers best in class power, performance and durability**

- High torque motor delivers maximum power for cutting 2x material at 45°
- Ergonomic shape fits like a glove with even pressure and easy control
- Two-piece motor with externally accessible brushes for serviceability and longer motor life

INCLUDES: Batteries and Charger sold separately, 6-1/2" C.T. Saw Blade 24T (A-85092), Hex Wrench (783203-8), Guide Rule (164095-8)

Part #	Diameter	Arbour	Depth	RPM	Battery	Net Weight
MKTBSS611Z	6-1/2"	5/8"	2-1/4"	3700	18V Li-Ion	7.4 lbs.

**2" Centrifugal Water Pump**



- 105' Total head (Total height at sea level, to which water can be raised above original water level)
- Electronic sensor shuts off engine if oil level is low
- Self priming pump for easy operation
- Meets EPA/CARB emission standards
- Powered by Robin Engines, Engine model # EX15

**STANDARD EQUIPMENT INCLUDES:** Tool Kit (277-90301-H0), Strainer (480-05050-29), Starter Rope (277-50110-08), Spark Plug (065-01402-10)

Part #	Power	RPM	Fuel Tank	Oil Tank	Net Weight
MKTEW220R	4.3 H.P.		2.7L		54.9 lbs

## 5" Angle Grinder



- New motor design delivers improved power and resistance to heat and overload damage
  - Labyrinth construction seals motor and bearings from contamination
  - Motor winding protection to protect the wires from abrasion
  - Improved ergonomic design includes slimmer housing and rubber inlay rear handle
  - Removable side handle can be mounted on either side
- INCLUDES: Grip 36 Com.(153504-2), Lock Nut Wrench (782424-9), Toolless wheel cover assy (135108-2), 5" Grinding Wheel (741407-B), Inner Flange 45 (224399-1), Lock Nut 5/8-45 (224568-4)

Part #	Capacity	RPM	AMPS	Weight
MKTGA5010	Grind 5", Sand 5", Brush 3-1/2"	11,000	120V 12.5	5.5 lbs.

## 5" Angle Grinder



- New motor with added resistance to heat and overload
  - Labyrinth construction seals motor and bearings from contamination
  - Motor winding protection to protect the wires from abrasion
  - Removable side handle can be mounted on either side
  - Electric Brake automatically reduces RPM after switch is released
  - Super Joint System prevents Kickback and prolongs life of the grinder
- INCLUDES: Grip (153504-2), Lock Nut Wrench (782424-9), Toolless Wheel Cover (135108-2), 5" D.C.W. 36 Grit (A-80656), Inner Flange (224399-1), Lock Nut (224568-4), Dust Cover Attachment (194482-7)

Part #	Capacity	RPM	AMPS	Weight
MKTGA5020Y	Grind 5", Sand 5", Brush 3-1/2"	11,000	120V 12.5	5.6 lbs.

## 6" Angle Grinder



- New motor with added resistance to heat and overload
  - Labyrinth construction seals motor and bearings from contamination
  - Motor winding protection to protect the wires from abrasion
  - Removable side handle can be mounted on either side
- INCLUDES: Grip (153504-2), Lock Nut Wrench (782424-9), Toolless Wheel Cover (135172-3), 6" D.C.W. 36 Grit (A-80846), Inner Flange (224361-6), Lock Nut (224568-4)

Part #	Capacity	RPM	AMPS	Weight
MKTGA6010	Grind 6", Sand 6", Brush 3-1/2"	10,000	120V 10.5	5.5 lbs.

## 5" Angle Grinder



- New motor with added resistance to heat and overload
  - Labyrinth construction seals motor and bearings from contamination
  - Motor winding protection to protect the wires from abrasion
  - Removable side handle can be mounted on either side
  - Electric Brake automatically reduces RPM after switch is released
  - Super Joint System prevents Kickback and prolongs life of the grinder
- INCLUDES: Grip (153504-2), Lock Nut Wrench (782424-9), Toolless Wheel Cover (135108-2), 5" Grinding Wheel (741407-B), Inner Flange

Part #	Capacity	RPM	AMPS	Weight
MKTGA5020	Grind 5", Sand 5", Brush 3-1/2"	11,000	120V 10.5	5.6 lbs.

## 5" Angle Grinder with Slim Motor Housing



- Motor Housing of the grinder has been designed for maximum comfort wherever the user grips the body
  - Extra-high reliability and durability ( double protection against dust, high quality motor, Machined bevel gears)
  - Small gear housing for easy handling and maneuverability
  - Powerful motor with added resistance to heat and overload
  - Slide switch conveniently located for one hand operation
  - Labyrinth construction seals motor and bearings from contamination
  - Motor winding protection to protect the wires from abrasion
- INCLUDES: 5" Grinding wheel (741407-B), Lock nut wrench (782424-9), Lock nut (224568-4), Inner flange (224399-1), Wheel cover

Part #	Capacity	RPM	AMPS	Weight
MKTGA5030K	Grind 5", Sand 5", Brush 3-1/2"	11,000	120V 6.0	3.1 lbs.

## 6" Angle Grinder



- Labyrinth construction seals motor and bearings from contamination
  - Motor winding protection to protect the wires from abrasion
  - Removable side handle can be mounted on either side
  - Electric Brake automatically reduces RPM after switch is released
  - Super Joint System prevents Kickback and prolongs life of the grinder
- INCLUDES: Grip (153504-2), Lock Nut Wrench (782424-9), Toolless Wheel Cover (135172-3), 6" D.C.W. 36 Grit (A-80846), Inner Flange (224361-6), Lock Nut (224568-4), Dust Cover Attachment (194428-7)

Part #	Capacity	RPM	AMPS	Weight
MKTGA6020Y	Grind 6", Sand 6", Brush 3-1/2"	10,000	120V 10.5	5.6 lbs.

## 1/4" Die Grinder



- Large paddle switch with lock off feature for safety and ease of use
- AC/DC switch for use with alternative power source
- Small-Circumference Housing for Easy Handling
- High Heat Resistance
- Vent Slots designed to direct exhaust air away from the user
- Protective Zig-Zag varnish seals the motor from dust and debris for longer life

INCLUDES: Collet cone (763625-8), 2 Ea. Wrench 13 (781039-9)

Part #	Capacity	RPM	AMPS	Weight
MKTGD0600	1/4" Collet	25,000	120V 3.5	3.7 lbs.

## 2 Piece Cordless Combo Kit - 10.8V



- 1/4" Hex Shank Cordless Driver Drill (DF030D)
- 1/4" Cordless Impact Driver (TD090D)
- 2 Ea. 10.8V (1.3 Ah) Li-ion Batteries BL1013 (194551-4)
- Charger (DC10WA)
- Aluminum carrying case (823304-1)
- Shipping weight 8.5 lbs. (3.8 kg)

Part #
MKTLCT203

## 2 Piece Cordless Combo Kit - 10.8V



- 3/8" Cordless Driver Drill (DF330D)
- 1/4" Cordless Impact Driver (TD090D)
- 2 Ea. 10.8V (1.3 Ah) Li-ion Batteries BL1013 (194551-4)
- Holster (168467-9)
- Charger (DC10WA)
- Aluminum carrying case (823304-1)
- Shipping weight 8.9 lbs. (4.0 kg)

Part #
MKTLCT204

## 2 Piece Cordless Combo Kit - 14.4V 3.0Ah Li-Ion



- 1/2" Cordless Driver Drill (BDF440)
- 1/4" Cordless Impact Driver (BTD130F)
- 2 Ea. 14.4 V (3.0 Ah) Li-ion batteries ( BL1430) 194066-1
- Charger (DC18RA)
- Tool Bag (821007X) or Plastic Carrying Case (824754-3)
- Shipping weight 13.8 lbs. (6.2 kg)

Part #
MKTLXT200

## 1/4" Die Grinder



"SJS" Spring Clutch Electronic control

- High speed type, is a versatile straight grinder, ideal for grinding and sharpening
- Zig - Zag varnish on armature and powder coating on field to protect motor from abrasion
- Labyrinth dust proof construction prolongs tool life
- Electronic constant speed controller with soft start and variable speed dial

INCLUDES: Collet cone set 1/4"(192986-3), Wrench 13 (781203-2), Wrench 19 (781206-6), Side handle set (192985-5)

Part #	Capacity	RPM	AMPS	Weight
MKTGD0800C	1/4" Collet	7,000 - 28,000	120V 6.6	3.5 lbs.

## 1/4" Die Grinder



"SJS" Spring Clutch Electronic control

- Low speed type, with very high torque is ideal for grinding and finishing work using brushes, flap discs and points
- SJS system to minimize kickback
- Zig - Zag varnish on armature and powder coating on field to protect motor from abrasion
- Labyrinth dust proof construction prolongs tool life
- Electronic constant speed controller with soft start and variable speed dial

INCLUDES: Collet cone set 1/4"(192986-3), Wrench 13 (781203-2), Wrench 19 (781206-6), Side handle set (192985-5)

Part #	Capacity	RPM	AMPS	Weight
MKTGD0810C	1/4" Collet	1800 - 7000	120V 6.6	3.7 lbs.

## Recipro Saw



Variable Speed

- "Tool-less" lock button for adjusting shoe position
- Accepts standard 1/2" shank blades
- Blade can be inverted for near flush cutting

INCLUDES: 1 Ea. Blade (723054-A-5)

Part #	Stroke Length	SPM	AMPS	Weight
MKTJR3050TY	1-1/8"	2800	120V 9.0	7.1 lbs.

## Reciprocating Saw



Anti-Vibration Technology, Variable Speed

- Features tool-less blade change system
- Variable speed preset dial
- Orbital change lever offers 3 stages and one straight cutting action
- Tool-less lock button for adjusting shoe position
- Accepts standard 1/2" shank blades
- Torque limiter prevents tool damage if blade jams

INCLUDES: 2 Ea. Recipro Saw Blade (Replacement Use #193572-3 (3PK), Steel Carrying Case (154609-1)

Part #	Stroke Length	SPM	AMPS	Weight
MKTJR3070CT	1-1/4"	2800	120V 15.0	9.5 lbs.

## 2 Piece Cordless Combo Kit - 18V

**NEW!**



- 1/2" Cordless Hammer Driver Drill (BHP452Z)
- 1/4" Cordless Impact Driver (BTD141Z)
- 2 Ea. 18 V Compact Li-ion Batteries BL1815 (194309-1)
- Charger (DC18SD)
- Plastic Carrying Case
- Shipping weight 12.8 lbs. (5.8 kg)

Variable  
2-Speed  
Hammer Drill

Part #

MKTLXT202



## 2 Piece Cordless Combo Kit - 18V 3.0Ah Li-ion



**Professional Series**



- 1/2" Cordless Heavy Duty Driver Drill (BDF454Z)
- 1/4" Cordless Impact Driver (BTD141Z)
- 2 Ea. 18V (3.0 Ah) Li-ion Batteries (BL1830) (194205-3)
- Charger (DC18RA)
- Plastic Carrying Case (824812-5)
- Shipping weight 15.8 lbs. (7.1 kg)

Variable  
2-Speed Drill

Part #

MKTLXT217

## 6 Piece Cordless Combo Kit - 18V 3.0Ah Li-ion

**NEW!**



**Professional Series**

- 1/2" Cordless Hammer Driver Drill (BHP454Z)
- 1/4" Cordless Impact Driver (BTD141Z)
- Cordless Recipro Saw (BJR182Z)
- 6-1/2" Cordless Circular Saw (BSS611Z)
- Cordless Jig Saw (BJV180Z)
- 4-1/2" Cordless Angle Grinder (BGA452)
- 2 - 18V (3.0Ah) Li-ion Batteries
- Charger (DC18RA), Tool Bag
- Shipping weight 42.5 lbs. (19.2 kg)

Part #

MKTLXT608

## 2 Piece Cordless Combo Kit - 18V 3.0Ah Li-ion



**Professional Series**



- 1/2" Cordless Heavy Duty Hammer Driver Drill (BHP454Z)
- 1/4" Cordless Impact Driver (BTD141Z)
- 2 Ea. 18 V (3.0 Ah) Li-ion Batteries (BL1830) (194205-3)
- Charger (DC18RA)
- Plastic Carrying Case (824812-5)
- Shipping weight 15.9 lbs. (7.2 kg)

Variable  
2-Speed  
Hammer Drill

Part #

MKTLXT218

## 7 Piece Cordless Combo Kit - 18V 3.0Ah Li-ion



- 1/2" Cordless Hammer Driver Drill (BHP452Z)
- 4-1/2" Cordless Angle Grinder (BGA452Z)
- Cordless Recipro Saw (BJR182Z)
- 6-1/2" Cordless Circular Saw (BSS611Z)
- 1/4" Cordless Impact Driver (BTD141Z)
- Flashlight (BML185)
- Job Site Radio (BMR100)
- 2 Ea. 18 V (3.0 Ah) Li-ion Batteries (BL1830) (194205-3)
- Tool Bag (831278-2)
- LX702 Shipping weight 49.5.0 lbs. (22.4 kg)

Part #

MKTLXT702

## 9 Piece Cordless Combo Kit - 18V 3.0Ah Li-ion



**Professional Series**

- 13/16" Cordless Rotary Hammer, with SDS Plus Shank (BHR241Z)
- 1/2" Cordless Hammer Driver Drill (BHP452Z)
- 1/4" Cordless Impact Driver (BTD141Z)
- 4-1/2" Cordless Angle Grinder (BGA452Z)
- 6-1/2" Cordless Circular Saw (BSS611Z)
- Cordless Reciprocating Saw (BJR182Z)
- Cordless Jig Saw (BJV180Z)
- Job Site Radio (BMR100)
- Fluorescent Flashlight (BML184)
- 3 Ea. 18 V (3.0 Ah) Li-ion Batteries (BL1830) (194205-3)
- Charger (DC18RA)
- Tool Bag
- Shipping weight 70.0 lbs. (31.7 kg)

Part #

MKTLXT903

## 2.5 H.P. Air Compressor



Oil Lubricated

- Oil lubricated for cooler operation and reduced noise
- High output cast iron pump with large bore cylinder and piston delivers maximum performance
- Low AMP draw reduces incidences of tripped breakers and voltage drop that cause premature motor failure
- Air pressure regulator enables adjustments of line pressure to tool
- Roll cage construction to protect components
- Big Bore for 1/2 RPM at same output for long life and less noise

INCLUDES: 1/4" Quick coupler, (447013), Air filter (171006), Compressor Oil (0.3L) (181122-A)

Part #	Motor	Tank	PSI	Noise	AMPS	Weight
MKTMAC2400	2.5 H.P.	2x2.1 G	90	79dB	120V 12.3	77.0

## 4" Wet Stone Polisher



Soft Start, Variable Speed

- Engineered for professional stone polishing
- Electronic speed control maintains speed under load
- Equipped with a ground fault circuit interrupter (GFCI) plug
- Soft start delivers smooth start-ups
- Equipped with heavy duty brass fittings
- Conveniently located thumb switch for operator comfort
- Plastic cover on motor protects gear housing

INCLUDES: Side Handle (153489-2), Head Cover (417322-5), Front Handle (418507-6), Wrench (781008-0), Hex.Wrench (783204-6) Polishing and buffing kit sold separately

OPTIONAL ACCESSORIES: Polishing and Buffing kit (D-15805), Rubber pad (743079-5)

Part #	Capacity	RPM	AMPS	Weight
MKTPW5001C	Hook & Loop 4"	2000 - 4000	120V 7.9	4.9 lbs.

## 1/2" Impact Wrench



Reversible

- High Power To Weight Ratio For A 1/2" Impact Wrench
- Features more power and torque than competitors 7.5 AMP models
- Heavy duty aluminum gear housing
- Rubber inlay grip reduces vibration
- Rocker switch for forward and reverse
- Heavy duty rubber bumper in front

INCLUDES: Plastic carrying case (824702-2) Shown with optional socket

Part #	Capacities	IPM/RPM	TRQ	AMPS	Net Weight
MKTTW0350	1/2" Square Drive	2000/2000	258.2 ft./lbs.	120V 3.5	6.4 lbs.

## 3 H.P. Air Compressor



Oil Lubricated

- Designed especially for framing nailers
- Oil lubricated for cooler operation and reduced noise
- High output cast iron pump, delivers maximum performance
- Air pressure regulator enables adjustments of line pressure to tool
- Stores 50' of 3/8" air hose with handle folded or upright

INCLUDES: 1/4" Quick coupler, (447013), Air filter (171006), Compressor Oil (0.3L) (181122-A)

Part #	Motor	Tank	PSI	Noise	AMPS	Weight
MKTMAC5200	3.0 H.P.	5.2 G	90	90dB	120V 13.8	88.0

## 1-1/4 H.P. Plunge Router



- Easy to use lock lever
- Powerful 900 Watt motor
- Easily accessible trigger switch
- Redesigned housing has 4 raised ribs in vent to provide a stable platform during bit changes

INCLUDES: Straight guide (164834-6), wrench 13 (781006-4), wrench 22 (781011-1), plastic carrying case (824880-8), collet cone 1/4" (763367-1)

Part #	Collet Capacities	RPM	AMPS	Net Weight
MKTRP0900K	3/8"	27,000	120V 8.8	5.9 lbs.

## 1" Impact Wrench



Reversible

- High Power To Weight Ratio For A 1" Impact Wrench
- Features more power and torque than competitors 7.5 AMP models
- Heavy duty aluminum gear housing
- Rubber inlay grip reduces vibration
- Rocker switch for forward and reverse
- Heavy duty rubber bumper in front

INCLUDES: Plastic carrying case (824702-2) Shown with optional socket

Part #	Capacities	IPM/RPM	TRQ	AMPS	Net Weight
MKTTW1000	1" Square Drive	1500/1400	738 ft./lbs.	120V 12.0	18.5 lbs.



### 12-1/4" Planer



- 2-Blade cutter head makes 24,000 CPM
- Unrivaled for sheer power, size and performance
- Larger and sturdy sole plate for added stability
- Front roller for easy moving over rough materials
- Guide rule for accurate and maximum use of planing width
- Poly "V" belt designed with grooves efficiently transfers power from the motor to the blades
- Large ejection chute provides high rate of chip discharge

INCLUDED: Socket wrench (782209-3), Triangular rule (762001-3), High speed steel blades (B-02870)

Part #	Width (in.)	Depth (in.)	RPM	AMPS	Weight (lbs.)
MKTKP312	12-1/4	1/8	12,000	120V 15.0	39.7

### 6-3/4" Planer



- 2-blade cutter head makes 30,000 CPM
- Unrivaled for sheer power, size and performance
- Large, sturdy sole plate for added stability
- Lock-on button for continuous operation

INCLUDED: Sharpening holder assembly (123006-2), Hex wrench 4 (783202-0), Wooden carrying case (no replacement), Triangular rule (762001-3), 6-3/4" Planer blades (793186-4), Guide rule (123053-3)

Part #	Width (in.)	Depth (in.)	RPM	AMPS	Weight (lbs.)
MKT1806B	6-3/4	1/16	15,000	120V 10.9	19.3

### 4-3/4" Groove Cutter



- Cuts grooves to a predetermined depth setting
- Fastest and easiest blade change on the market
- Depth adjusting knob for quick adjustments of cutting depth
- Large chip ejection chute allows stock to be removed rapidly

INCLUDED: Shipping scale assy. (192270-6), Guide rule (164191-2) Wrench #19 (781206-6) #21(781029-2), Side plates (414961-2) and (414963-8) Cutter (793128-8), Flange (224051-1), Wooden Carrying case (Not replaceable)

Part #	Width (in.)	Depth (in.)	RPM	AMPS	Weight (lbs.)
MKT3803A	4-3/4	1-7/32	9000	120V 13.0	15.0

### 24.5 cc, 4 Stroke Blower



- Air Speed 145 MPH, Max Air Volume 316 CFM
- 4 Stroke, for low noise and low emission
- Auto decompression for easy starting
- Light weight design
- Improved exhaust emissions

INCLUDED: Long nozzle (6659504000), Round end nozzle (6659501000), Tool kit (6909059000)

Part #	MPH	CFM	Weight (lbs.)
MKTBXH2500	145	316	9.8

### 14" Power Cutter, 1" Arbor



- 14" Cutting Wheel
- Compliant with CARB Tier 3, EPA Phase 2 and EU Stage 2 Regulations
- NEW Scavenging Losses Rejection (SLR) Muffler recycles exhaust unburnt gas emissions for increased operational efficiency and cleaner emissions
- Advanced 5 Stage Air Filtration System for cleaner operation and enhanced operational life
- Large Air Intake for maximum engine cooling
- Reversible Cutting Arm enables cutting disc to be side or centre mounted for optimal operational versatility in a variety of applications
- Electronic Ignition with rev limiter
- Always use with 2 Cycle Synthetic Oil

STANDARD EQUIPMENT INCLUDES: 14" Cutting Disk For Stone 1" (966 144 120), Tool Kit (957 004 006), Water Attachment Kit (394 365 630)

Part #	Power	Speed (ft/s)	RPM	Arbor	Weight (lbs.)
MKTEK7301HD	5.9 H.P.	260	9350	1"	22.0

### 21cc Curved Shaft Line Trimmer



- Super Light 2-Stroke Curved Shaft With Loop Handle!
- Professional series flexible shaft for maximum durability and minimum vibration
- Wide trigger control and soft grip for comfortable operation
- Primer bulb and choke for easy starting
- Durable nylon string trimmer head
- Outstanding power to weight ratio

STANDARD EQUIPMENT INCLUDES: Bump & Feed Trimmer Head (616802000), Protective Guard (6168016002), Tool Kit (6169030000), Handle Assy (6164010000), Spark Plug (965 603 014), Starter Rope (5255016020)

Part #	Power	RPM	Weight (lbs.)	Bar (in.)
MKTRST210	3.2 H.P.	13,500"	12.1	18

### 33 cc. Chainsaw



- Throttle lock start position
- External access holes allow easy carburetor adjustment
- Automatic chain oiler
- Handles and grips proportioned for optimum comfort
- Primer pump for easy starting
- Large diameter fuel / oil caps, with external fuel indicators
- Inertia chain brake / electronic ignition

INCLUDED: 16" Chain (528 092 656), 16" Guide Bar (442 040 661), Chain Cover (952 100 633), Universal Wrench (941 719 131)

Part #	Power	RPM	Weight (lbs.)	Bar (in.)
MKTDCS34-16	1.9 H.P.	12,200"	10.1	16



## Hole Hawg



INCLUDES Pipe Handle & Carrying Case  
 1675-6: 1/2" HOLE HAWG® Drill (Case Not Included)  
 1670-1: 1/2" HOLE HAWG® Drill - 900 RPM

- Handles up to 4-5/8 in. selffeed bit
- Two speed: 300 and 1200 rpm, reversing
- Powerful 7.5 amp motor
- Powerful, yet compact for large hole drilling between joists and studs

Part #	Chuck Size (in.)	AMPS	RPM
MWT1676-6	1/2	7.5	300-1200

## Super HAWG™ Drill



INCLUDES Side Handle & Carrying Case  
 1680-20: 1/2" HOLE HAWG® Drill (Case Not Included)



- Clutch in low speed
- High operating speeds for maximum productivity
- 90° left-right, Roto-Lok® handle for maximum operating comfort
- Easy turn gear shift knob
- Comfort grip switch handle and gear case with front T-bar handle

Part #	Chuck Size (in.)	AMPS	RPM
MWT1680-21	1/2	13	450-1750

## Electricians' R.A.D. Kit



INCLUDES Side Handle & Carrying Case  
 3002-1: 1/2" Right Angle Drill Kit - 0-400+0-600 RPM, Case Included  
 3102-6: 1/2" Right Angle Drill Kit - 335/500/750 RPM, Case Included



- 1/2 in. capacity in steel, handles up to a 2-9/16 in. selffeed bit
- Trigger speed control in two ranges: 0-400/0-900 rpm, reversing
- Powerful 7 amp motor
- Head and handle swivel 360°

Part #	Chuck Size (in.)	AMPS	RPM
MWT3002-1	1/2	7	0-500

## Sawzall® Reciprocating Saw



INCLUDES (1) Super Sawzall® Blade & Carrying Case  
 6509-20: 11 Amp Sawzall® (Case Not Included)

- QUIK-LOK™ blade clamp for fast, easy blade changes
- Double bearing wobble plate mechanism for less vibration
- Center pivot adjustable shoe

Part #	Stroke Length (in.)	AMPS	SPM
MWT6509-22	3/4	11	0-2800

## Super Sawzall w/360° Rotating Handle



INCLUDES (1) Super Sawzall® Blade & Carrying Case

- QUIK-LOK™ Blade Clamp
- Counter Balanced/Gear Protection Systems
- Orbital Cutting Action

Part #	Stroke Length (in.)	AMPS	SPM
MWT6523-21	1-1/4	13	0-3000



## Super Sawzall w/CST



INCLUDES (1) Super Sawzall® Blade & Carrying Case

- Constant Power Technology™ - maintains constant speed under load for unmatched cutting performance
- Patented Gear Protecting Clutch - extends gear and motor life by absorbing high impact forces caused by sudden blade lock-ups
- Patented Counter Balanced Mechanism - smoothest running, lowest vibrating reciprocating saw in the industry

Part #	Stroke Length (in.)	AMPS	SPM
MWT6538-21	1-1/4	15	0-2800

## 1/2" Magnum® Drill



INCLUDES Side Handle & Chuck Key

Part #	Chuck Size (in.)	AMPS	RPM
MWT0234-6	1/2	5.5	0-950

## Adjustable Position Electromagnetic Drill Press



This combination unit features the 4203 adjustable position, variable speed base and the 4297-1 1-1/4 in. drill motor. All you need is a bit and you are ready to drill into any ferrous material 1/2 in. and thicker.

- 1-1/4 inch capacity, 12.5 amp motor, 500/250 RPM
- Solid state electronic switching
- Feedback speed control
- Line Lock-Out prevents tool from operating should voltage be restored to an interrupted line

Part #	Capacity (in.)	Voltage	RPM
MWT4208-1	1-1/4	120 AC	250-500

## Compact Electromagnetic Drill Press Kit




For remote drilling in metal, the 4270 is a great choice. The entire tool weighs just 26-1/2 pounds and has a comfortable carrying handle well positioned for balance, with cutter wrenches stored on-board.

- Powerful 9.0 amp 1.1 max HP motor
- Capacity to cut up to 1-1/2 in. diameter holes thru 2 in. steel with annular cutters, or 1/2 in. diameter holes, 4-1/4 in. deep with twist drill bits
- Strong two-coil magnet
- Simple two-button control panel - unobstructed by feed handle

Part #	Capacity (in.)	AMPS	RPM	Pressure
MWT4270-21	1/2	9	450	750 lbs.

## Portable Band Table



- Converts MILWAUKEE's portable band saws to stationary units
- Can be mounted on work bench or used with 3/4" diameter pipe for legs

Part #	Description
MWT48-08-0260	Light weight, great for the job site

## Diamond Coring Rig



Diamond Coring Rig W/ LARGE Base Stand, Vac-U-Rig Kit, Meter Box & Coring Motor

- Comes with 4096 Diamond Coring Motor
- Cast aluminum base with four leveling screws for fast accurate leveling adjustment
- Durable precision-ground 2-1/2 in. steel column, 43-1/2 in. high.
- Rear mounted rack and pinion feed.

Part #	Base	Feed Handle	Height (in.)
MWT4120-22	Cast Aluminum	Rack & Pinion	43-1/2

## Deep Cut Band Saw




INCLUDES Carrying Case 6230N: Deep Cut Band Saw (Case Not Included)

Part #	Capacity (in.)	AMPS	SFPM
MWT6232-6N	4-7/8" x 4-7/8"	10.5 / 5.5	0-420

## Deep Cut Band Saw (AC/DC)



INCLUDES Carrying Case 6236N: Deep Cut Band Saw AC/DC (Case Not Included)

- Updated Main Handle Design - optimized for balance and control
- Hi/Lo Speed Switch - adjusts the speed for different materials
- Multi-Grip T-Handle - provides multiple grip options for increased control in any application

Part #	Capacity (in.)	AMPS	SFPM
MWT6238N	4-7/8 x 4-7/8	10.5 / 5.5	420 / 320

## Compact Band Saw



INCLUDES Blade & Carrying Case

Part #	Capacity (in.)	AMPS	SFPM
MWT6242-6	3-1/4 x 3-1/4	7	200-360 Speed Dial

## M12 Cordless Screwdriver



- Quick bit loading 1/4" hex chuck for bit insertion and release with one hand
- Battery Fuel Gauge for displaying remaining run-time
- Metal gear housing for job site durability

**TOOL ONLY**



Part #	Torque	RPM	Chuck	Battery	Net Weight
MWT2401-20	150 in. lbs.	0-500	1/4"	M12 Li-Ion	2.0 lbs.

## M12 3/8" Cordless Drill Driver



- 2-Speed (0-1,500/0-400) all-metal gearbox allows for up to 35% faster drilling / fastening and Milwaukee® durability
- Powerful motor delivers 250 in-lbs of torque, up to 25% more torque
- 3/8" single sleeve ratcheting metal chuck allows for increased bit retention and durability

**TOOL ONLY**



Part #	Torque	Max.RPM	Chuck	Battery	Net Weight
MWT2410-20	250 in. lbs.	H-1500 L-400	3/8"	M12 Li-Ion	2.5 lbs.

## M12 Cordless Hackzall Recip. Saw



- Only 11" and 2.6 lbs for cutting in tight spaces
- Keyless QUIK-LOK® Blade Clamp allows for quick and easy blade changes
- M12 LITHIUM-ION Battery offers longer run-time and lighter weight

**TOOL ONLY**



Part #	Stroke	SPM	Length	Battery	Net Weight
MWT2420-20	1/2"	0-3000	11"	M12 Li-Ion	2.6 lbs.

## M12 Cordless PVC Cutter



- Cuts up to 2" PVC/PEX in 3 seconds or less
- Ultra sharp blade delivers accurate, burr-free cuts
- Cuts installed/in-ground pipe with minimal clearance

**TOOL ONLY**



Part #	Capacity	RPM	Length	Battery	Net Weight
MWT2470-20	0" - 2-3/8"	-	14-3/8"	M12 Li-Ion	4.7 lbs.

## M12 1/4" Cordless Hex Impact Driver



- Powerful impact mechanism delivers up to 850 in-lbs of torque
- Compact design is tool belt portable at only 2.3 lbs
- 1/4" hex quick change chuck allows for easy bit changes

**TOOL ONLY**



Part #	Torque	RPM/IPM	Chuck	Battery	Net Weight
MWT2450-20	850 in. lbs.	2000/3000	1/4"	M12 Li-Ion	2.3 lbs.

## M12 3/8" Cordless Square Driver Impact Wrench



- Powerful impact mechanism delivers up to 1,000 in-lbs of torque
- Compact design is tool belt portable at only 2.3 lbs
- 3/8" anvil w/friction ring retention allows for easy socket insertion/release and increased durability

**TOOL ONLY**



Part #	Torque	RPM/IPM	Chuck	Battery	Net Weight
MWT2451-20	1000 in. lbs.	2200/3000	3/8"	M12 Li-Ion	2.3 lbs.

## M12 Cordless Copper Tubing Cutter



- Close quarter rotating cutting head cuts copper tubing in confined spaces
- Automatic adjustment from 3/8"—1" tubing
- Auto locking mechanism delivers up to 200 cuts per charge

**TOOL ONLY**



Part #	Capacity	RPM	Length	Battery	Net Weight
MWT2471-20	1/2" - 1-1/8"	500	14"	M12 Li-Ion	3.2 lbs.

## M12 Cordless Right Angle Drill



- Powerful impact mechanism delivers up to 1,000 in-lbs of torque
- Compact design is tool belt portable at only 2.3 lbs
- 3/8" anvil w/friction ring retention allows for easy socket insertion/release and increased durability

**TOOL ONLY**



Part #	Torque	RPM	Chuck	Battery	Net Weight
MWT2415-20	100 in. lbs.	800	3/8"	M12 Li-Ion	2.4 lbs.

## M12 Cordless Ultrasonic Digital Radio



- Advanced digital tuner
- iPod and MP3 compatible
- Weather resistant design

INCLUDES: AC Cord, (2) AAA Batteries, and Auxiliary Cord. M12 Battery and charger Not Included.

Part #	Tuner	iPod Dock	MP3	Battery	Net Weight
MWT2590-20	Digital	Yes	Yes	(2) AAA	3.54 lbs.

## M12 Cordless Power Port



- Powers both DC and USB ports
- 1 Battery provides 5 recharges
- Electronic overload protection

Battery & Charger Not Included

Part #	USB Port	DC Port	LED	Net Weight
MWT2349-20	Yes	Yes	Yes	0.75 lbs.

## M12 AC/DC Wall & Vehical Charger



The M12™ AC/DC Wall and Vehicle Charger is a dually functional unit that has the capability to charge M12™ LITHIUM-ION batteries in a traditional wall outlet or vehicle DC outlet. Now, whether the user is in a work truck on the work site, one charger can do the job. The 2510-20 model is covered by the Milwaukee 5-Year Warranty.



- AC wall charger
- DC vehicle charger
- 2-in-1 design

Part #	Charge Time
MWT2510-20	40 - 80 Minutes

## Laser Temp-Gun™ Thermometer



- Best in class high contrast display for easier reading
- Non-contact and contact temperature combined in one tool



Part #	Temp Range	Accuracy	Display
MWT2266-20	-30°C - 500°C	1.50%	0.1C (0.1F)

## M12 Grease Gun



- Powerful 12V Motor: Delivers over 8,000 PSI Max Operating Pressure
- Best in Class Run-Time: Dispenses up to 7 cartridges per charge
- Superior Handle Balance and Ergonomics: Only 14" long and 7.2 lbs
- Integrated Hose Storage and LED Fuel Gauge: Added user convenience and less down time
- Air Bleeder Valve: Priming mechanism for quick flow

Part #	Charge Time
MWT2446-20	30 Minutes

## M12 Cordless LED Worklight



- 2X brighter than incandescent
- 2X longer run time
- Magnetic back for hands-free use

Battery & Charger Not Included

Part #	Rotating Head	Bulb	Net Weight
MWT49-24-0146	Yes	50,000Hr	1.0 lbs.

## M12 Cordless Compact Lithium-Ion Battery



- M12 LITHIUM-ION Battery
- Lightweight, over 65% lighter vs. "compact" NiCd batteries

Part #	Warranty	Battery Type	Net Weight
MWT48-11-2401	2 -Years	LITHION-ION	0.9 lbs.

## M12 Cordless Lithium-Ion XC (High Capacity) Battery



- High Current Discharge - Increased power and performance
- Rubber Over-Molded Base - Protects delicate surfaces from marring
- Sturdy Base - Allows M12™ tools to easily stand
- Compact and Lightweight - Smaller and Lighter than NiCd batteries

Part #	Warranty	Battery Type	Net Weight
MWT48-11-2402	2 -Years	LITHION-ION	0.9 lbs.

## M18™ Cordless 1/2" Compact Driver Drill



- 1/2" single sleeve ratcheting chuck
- Heavy-Duty 2-speed metal gear box; 0-350/0-1,400 RPM

**TOOL ONLY**



Part #	Torque	RPM	Chuck	Battery	Net Weight
MWT2601-20	400 in. lbs.	1400	1/2"	M18 Li-Ion	4.0 lbs.

## M18™ Cordless 1/2" High Performance Drill Driver



- M18 XC High Capacity LITHIUM-ION Battery delivers longer life and run-time
- Milwaukee 4-Pole Frameless Motor maximizes tool efficiency to increase run-time

**TOOL ONLY**



Part #	Torque	RPM	Chuck	Battery	Net Weight
MWT2610-20	650 in. lbs.	1800	1/2"	M18 Li-Ion	5.3 lbs.

## M18™ Cordless 1/4" Hex Compact Impact Driver



- M18 XC High Capacity LITHIUM-ION Battery delivers longer life and run-time
- Milwaukee 4-Pole Frameless Motor maximizes tool efficiency to increase run-time

**TOOL ONLY**



Part #	Torque	IPM/RPM	Anvil	Battery	Net Weight
MWT2650-20	1400 in. lbs.	3200/2200	1/4"	M18 Li-Ion	3.5 lbs.

## M18™ Cordless 1/2" Compact Impact Wrench



- Milwaukee® Designed Impact Mechanism delivers 2,200 in.-lbs of torque
- Milwaukee® 4-Pole Frameless Motor maximizes efficiency and run-time 1/2" pin detent provides positive bit retention

**TOOL ONLY**



Part #	Torque	IPM/RPM	Anvil	Battery	Net Weight
MWT2652-20	2200 in. lbs.	3200/2200	1/2"	M18 Li-Ion	4.1 lbs.

## M18™ Cordless 1/2" Hammer Drill Driver



- Milwaukee® 4-Pole Frameless Motor delivers 550 in.-lbs of peak torque; 0-450/0-1,700 RPM, & 29,000 BPM.
- Compact & ergonomic design only 8-1/2" length

**TOOL ONLY**



Part #	Torque	RPM	Chuck	Battery	Net Weight
MWT2602-20	550 in. lbs.	1700	1/2"	M18 Li-Ion	4.9 lbs.

## M18™ 1/2" High Performance Hammer Drill Driver



- M18 XC High Capacity LITHIUM-ION Battery delivers longer life and run-time
- Milwaukee 4-Pole Frameless Motor maximizes tool efficiency to increase run-time

**TOOL ONLY**



Part #	Torque	RPM	Chuck	Battery	Net Weight
MWT2611-20	650 in. lbs.	1800	1/2"	M18 Li-Ion	5.3 lbs.

## M18™ Cordless 3/8" Compact Impact Wrench



- Milwaukee® Designed Impact Mechanism delivers 2,000 in.-lbs of torque
- Milwaukee® 4-Pole Frameless Motor maximizes efficiency and run-time
- 3/8" friction ring allows for quick socket changes

**TOOL ONLY**



Part #	Torque	IPM/RPM	Anvil	Battery	Net Weight
MWT2651-20	2000 in. lbs.	3200/2200	3/8"	M18 Li-Ion	4.1 lbs.

## M18™ Cordless 1/2" High Torque Impact Wrench



- Milwaukee® Designed Impact Mechanism delivers best in class torque for the toughest fastening applications
- 1/2" anvil with pin detent provides superior socket retention
- Milwaukee® 4-Pole Frameless Motor maximizes efficiency and run-time

**TOOL ONLY**



Part #	Torque	IPM/RPM	Anvil	Battery	Net Weight
MWT2662-20	450 in. lbs.	2200/1900	Pin	M18 Li-Ion	6.7 lbs.



**M18™ Cordless 4-1/2" Cut-off/Grinder**



- Milwaukee® 4-Pole Motor delivers maximum power when cutting or grinding
- Overload protection prevents damage to the tool and battery in abusive situations



**TOOL ONLY**

Part #	Dia.	RPM	Battery	Net Weight
MWT2610-20	4-1/2"	9000	- M18 Li-Ion	5.9 lbs.

**M18™ Cordless SAWZALL® Recip Saw**



- Patented gear-protecting clutch extends the life of the tool
- Lever action QUIK-LOK® Blade Clamp offers fast, easy tool free blade changes



**TOOL ONLY**

Part #	Stroke Length	SPM	Battery	Net Weight
MWT2620-20	1"	0-3200	M18 Li-Ion	7.9 lbs.

**M18™ Cordless Jig Saw**



- QUIK-LOK® Blade Clamp provides fast and easy keyless blade change
- Tool-free shoe bevel with positive stops allows for quick and accurate shoe adjustment



**TOOL ONLY**

Part #	Stroke Length	SPM	Battery	Net Weight
MWT2645-20	1"	2200	M18 Li-Ion	7.75 lbs.

**M18™ Cordless 6-1/2" Circular Saw**



- Heavy-Duty magnesium upper & lower guards for maximum durability
- Ergonomic, compact and lightweight design with soft-grip handle for operator comfort



**TOOL ONLY**

Part #	Blade Size	RPM	Arbour	Battery	Net Weight
MWT2630-20	6-1/2"	3500	5/8"	M18 Li-Ion	8.5 lbs.

**M18™ Cordless Band Saw**



- Compact size and 10.25 lbs design for cutting material in tight spaces
- Tool-free adjustable material guide for flush cuts to ceilings or walls
- 3-1/4" cut capacity for up to 2-1/2" conduit, 3" angle iron, and 3" copper



Part #	Capacity	SFPM	Battery	Net Weight
MWT2629-20	3-1/4" x 3-1/4"	480	M18 Li-Ion	10.25 lbs.

**M18 Cordless Hackzall Recip. Saw**



- One-handed design provides superior control & versatility over a standard reciprocating saw
- Compact size allows for cutting in tight spaces, and light weight makes overhead work easier
- QUIK-LOK® Blade Clamp offers fast, easy tool free blade changes for SAWZALL® Blades & HACKZALL® Blades
- Built-In LED light illuminates the work surface while cutting
- Compatible with M18™ XC High Capacity LITHIUM-ION Batteries and M18™ Compact LITHIUM-ION Batteries



Part #	Stroke Length	SPM	Battery	Net Weight
MWT2625-20	-	-	M18 Li-Ion	-

**M18™ Jobsite Radio**



- Exclusive AM/FM Tuner with digital processor delivers highest reception accuracy and signal clarity
- Premium speakers and 40 watt amplifier produces a rich, full sound
- Built in bottle opener offers convenience on and off the jobsite



Part #	Tuner	MP3	Battery	Net Weight
MWT2790-20	Digital	Yes	(2) AA	17.5 lbs.

**M18™ Cordless Wet/Dry Vacuum**



- Works on all Milwaukee® 18v slide-on batteries, LITHIUM-ION or NiCd
- Powerful motor to provide strong suction and air flow
- Tool box style for easy transport and storage



Part #	Material	Capacity	Battery	Net Weight
MWT0880-20	Wet/Dry	2 Gallons	M18 Li-Ion	9.4 lbs.



**M18™ Cordless XC High Capacity LITHIUM-ION Battery**



The M18 XC High Capacity LITHIUM-ION Battery pack offers superior run-time with 40% less weight than NiCad. MILWAUKEE®'s Digital Power Management helps to ensure optimal battery life and run-time is achieved during the toughest jobsite applications.



Part #	Battery
MWT48-11-1828	LITHIUM-ION

**M18™ Cordless Compact LITHIUM-ION Battery**



The M18 XC High Capacity LITHIUM-ION Battery pack offers superior run-time with 40% less weight than NiCad. MILWAUKEE®'s Digital Power Management helps to ensure optimal battery life and run-time is achieved during the toughest jobsite applications.

Part #	Battery
MWT48-11-1815	LITHIUM-ION

**Metal Fastening Adjustable Clutch Screwdriver**



0-2500 RPM Steel Building and HVAC Screwdriver drives screws joining multiple sheets of 24 to 10 gauge steel.

- Maximum fastening control/minimum reaction force
- Smooth action, 21 position adjustable clutch - 0 - 140 in-lbs.
- Self-locking, push-in quick change 1/4 in. hex chuck for fast accessory changes
- Powerful 6.5 amp motor for maximum driving power
- Balanced, lightweight tool with comfortable grip

Part #	Drive Size (in.)	AMPS	RPM
MWT6780-20	1/4 HEX	6.5	0-2500

**8 HP - Heavy-Duty Gas-Powered Generator**



- Honda GX240 (240cc) OHV commercial engine with electronic ignition system, low oil alert system
- Premium alternator with Automatic Voltage Regulation (AVR) and Full-Time, Max Power Output (120v and/or 240v)
- Full generator GFCI protection,
- Extra-large, metal gas tank (7.5g) with up to 60% more capacity
- Dedicated, branch-rated (UL 489) circuit protection
- Innovative hand-truck design with quick-release folding handle, integrated fold-away Lift-Hook

Part #	Description	WATTS
MWT4943-24	Powered by Honda GX OHV (242cc)	4300

**13 HP - Heavy-Duty Gas-Powered Generator**



- Honda GX390 (390cc) OHV commercial engine with electronic ignition system, low oil alert system
- Premium alternator with Automatic Voltage Regulation (AVR) and Full-Time, Max Power Output (120v and/or 240v)
- Full generator GFCI protection
- Extra-large, metal gas tank (7.5g) with up to 60% more capacity
- Dedicated, branch-rated (UL 489) circuit protection
- Innovative hand-truck design with quick-release folding handle, integrated fold-away Lift-Hook

Part #	Description	WATTS
MWT4970-24	Powered by Honda GX OHV (390cc)	7000

**8 in. Metal Cutting Saw Kit**



- Dry-cut technology provides faster, cleaner, more affordable metal cutting
- Durable blade shield with integral chiptank deflects/collects hot chips and sparks
- Plunge lever for fast, effective plunge cuts
- Exclusive quick-release shield latch for fast waste disposal and blade changes
- 2-9/16 in. cut depth for one-pass cuts through most common materials
- Powerful 13.0 amp, 3,700 rpm motor
- Premium cermet-tipped blades cut faster, cleaner, and longer than other carbide-tipped or friction blades

Part #	Dia.	RPM	Voltage	Net Weight
MWT6370-21	8"	3700	120 AC	13.3 lbs.

**Dual Temperature Heat Gun**



- Dual temperature 570 and 1000 degrees F, 11.6 amp motor
- Unique impact resistant heating element
- Efficient soft air velocity increases surface temperature much faster than conventional hot air heat guns

Part #	Air Temp.	AMPS	Air Volume
MWT8975-6	570° F - 1000° F	11.6	14.8 cu.ft./min.

**18 Gauge Shear**



This new shear comes with a powerful 6.8 amp Milwaukee built motor. The ergonomic tactile grip is designed for more user comfort allowing you to make that straight cut when needed.

- 6.8 amp Milwaukee motor, trigger speed control: 0-2,500 rpm spindle speed
- 360° swivel head
- Ergonomic tactile grip for optimal user comfort
- 10 ft. flexible durable runner cord

Part #	Capacity	Weight (lbs.)
MWT6852-20	0-2500 SPM, 18 Ga. Steel, 20 Ga. Stainless	4.1

## PLS 180



### Self Leveling!

Compact belt pouch style laser, comes with magnetic wall bracket. Can be used with optional PLS detector for outside work up to 100 feet! VERY accurate only +/- 1/8" on 30 feet. Bright Vertical and Horizontal lines covering over 180 degrees of wall and ceilings. Great for electrical layout too.

Part #	Colour Family	Size	Case Pack
PLS180	-	-	-

## PLS 3



### Self Leveling!

Popular 3 Dot laser, comes with belt pouch and magnetic wall bracket. Makes layout fast and easy, accuracy +/- 1/4" on 100 feet.

Part #	Colour Family	Size	Case Pack
PLS3	-	-	-

## PLS 5



### Self Leveling!

New smaller version! NOW a five dot laser available in a belt pouch. Comes with wall bracket and can be used with optional receiver for outside layout. VERY accurate, only +/- 1/8" on 100 feet.



Part #	Colour Family	Size	Case Pack
PLS5	-	-	-


## PLS 100



### Self Leveling!

NEW tool! This one does it ALL! Two 360 degree vertical lines and one full circle horizontal. Great for complicated ceiling layout. Down beam for quick set up. Compact, with extra rechargeable batteries.

- Interior Remodeling
- Ceramic Tile Layout
- Electrical / HVAC
- Wallpaper



Part #	Horizontal Line	Vertical Line	Weight
PLS100	+/-1/8" / 60 ft.	+/-1/8" / 60 ft.	-

## PLS 505G



### Self Leveling!

Green beam is here! Super bright for easy viewing in or outdoors. If you need a slope, this is your unit. Horizontal and Vertical SELF leveling. Comes with HD wall bracket, detector and remote control. Great for ceiling layout, steel studs or dry-wall. Accuracy 1/8" +/- on 100 ft.

Part #	Colour Family	Size	Case Pack
PLS505G	-	-	-





16 Gallon High Performance Wet/Dry Vac With Cart



- 6.5 Peak HP Motor – Powerful suction picks up about 1 gallon of water per second.
- Scroll Noise Reduction® is a patented feature that provides quiet operation by precisely controlling the flow of air through the vac.
- Sturdy Cart, Push Handle, & Large Rear Wheels act together allowing the vac to travel easily up & down steps and across rough terrain.
- Quick Release Accessory Storage Bag keeps accessories close at hand but is quickly removable to make emptying debris from drum quick and easy.
- 2-Piece Drum Provides improved, more rugged construction to meet the higher demands found on the job site.
- 3-layer Fine Dust Filter captures fine dust particles such as dry wall dust.
- Tug-A-Long® Locking Hose won't pull loose during use.
- Large Carry Handle allows easy lifting of vac into service vehicle.
- Long 20' Cord wraps neatly around carry handle.
- Powerful exhaust airstream can be directed through the vac hose to blow debris from garages, decks, and sidewalks.

Part #	Capacities (Ga)	Size	Power	Weight
RDG31693	Picks up 1 gallon/sec.	16 Ga	6.5 HP	28.2 lbs.

16 Gallon Wet/Dry Vac With Detachable Blower



- Detachable hand held blower provides 265 mph wind for removing debris from walkways, decks, yards, driveways, job sites, tools, etc. Performance meets or exceeds that of dedicated lawn & garden leaf blowers.
- 6.5 peak horsepower motor provides maximum power for the heavy-duty pickup of water & debris in the shop, basement, garage or on the job.
- Scroll Noise Reduction® is a patented feature that provides quiet operation by precisely controlling the flow of air through the vac.
- Four swivel casters provide 360°, freewheeling maneuverability of the vac when pushed or pulled in any direction.
- 7' Tug-A-Long® locking hose won't pull loose during use.
- Innovative accessory storage provides space for 7 individual items. No more searching or fumbling to find accessories.
- 1-Layer Standard Pleated paper filter captures common everyday dirt.
- 20' Extra long power cord accommodates wide area cleaning.
- Large built-in drain located at lowest point of drum for emptying of water.

Part #	Capacities	Size	Power	Weight
RDG40108	Provides 265 mph wind	16 Ga	6.5 HP	21 lbs.

14 Gallon High Performance Wet/Dry Vac



- 6.0 Peak HP Motor provides powerful suction to handle tough jobsite clean-up.
- Scroll Noise Reduction® is a patented feature that provides quiet operation by precisely controlling the flow of air through the vac.
- 4 Swivel Casters provide easy 360° mobility.
- Quick Release Accessory Storage Bag keeps accessories close at hand but is quickly removable to make emptying debris from drum quick and easy.
- 2-Piece Drum provides improved, more rugged construction to meet the higher demands found on the job site.
- 3-layer Fine Dust Filter captures fine dust particles such as dry wall dust.
- Tug-A-Long® Locking Hose won't pull loose during use.
- Large Carry Handle allows easy lifting of vac into service vehicle.
- Long 20' Cord wraps neatly around carry handle.
- Powerful exhaust airstream can be directed through the vac hose to blow debris from garages, decks, and sidewalks.

Part #	Capacities (Ga)	Size	Power	Weight
RDG18718	Picks up 1 gallon/sec.	14 Ga	6 HP	22 lbs.

12 Gallon High Performance Wet/Dry Vac



- 5.0 Peak HP Motor provides the powerful suction needed for efficient clean up of tough messes.
- 12 Gallon drum provides capacity for clean-up of large spills & messes at job-sites and busy shops.
- 4 Swivel Casters provide easy 360° mobility.
- On-board Accessory Storage for up to 6 items. No more searching or fumbling to find accessories.
- Medium size of vac requires a smaller storage space to store or transport this vac.
- Scroll Noise Reduction® is a patented feature that provides quiet operation by precisely controlling the flow of air through the vac.
- 1-Layer Standard pleated paper filter captures common everyday dirt.
- 7' Tug-A-Long® Locking Hose won't pull loose during use.
- Long 15' Power Cord for a large area.
- Powerful 160 MPH exhaust airstream can be directed through the vac hose to blow sawdust from tools and debris from garages, decks and sidewalks.

Part #	Capacities (Ga)	Size	Power	Weight
RDG40103	Large built-in drain	12 Ga	5 HP	16.5 lbs.

WHICH REPLACEMENT FILTER MEETS YOUR NEEDS?



**Part #** **Description** **VF4000**

RDG72947 Pleated Filter

- 1-Layer Filter Material
- Sawdust
- Typical Basement, Garage or Car Dirt

**Part #** **Description** **VF5000**

RDG72952 Fine Dust Filter

- 3-Layer Filter Material
- Sawdust
- Cement Dust
- Fire Ashes
- Typical Basement, Garage or Car Dirt

**Part #** **Description** **VF6000**

RDG97457 HEPA Material

- 5-Layer HEPA Material
- Pet Dander
- Pollens, Allergens
- Sawdust
- Typical Basement, Garage or Car Dirt



**QSP Quiet Deluxe Series Wet/Dry**



The maximum power you need for the toughest messes - wet or dry.

Part #	Size	Power HP
SVAC596-07	22.7 L	3.0 peak (shown)
SVAC586-73	30.3 L	3.5 peak (shown)
SVAC586-74	45.5 L	5.0 peak (shown)
SVAC586-75	60.5 L	6.5 peak
SVAC586-76	75.7 L	6.5 peak

**Ultra Series Wet/Dry**



Ultra Pro vacs are built to perform on the jobsite or in your garage. Packed with features like extra onboard storage and heavy duty tools and filters.

Part #	Size	Power HP
SVAC962-09	45.5 L	5.0 peak
SVAC962-16	75.7 L	6.5 peak

**Contractor Series Wet/Dry**



Contractor vacs are built to perform on the jobsite or in your garage.

Part #	Size	Power HP
SVAC587-24	18.2 L	5.5 peak (shown)
SVAC587-34	37.8 L	6.5 peak
SVAC962-11	36.4 L	6.5 peak (shown)
SVAC584-11	52.3 L	6.0 peak
SVAC962-10	36.4 L	6.5 peak

**Shop-Vac Air Movers**

SVAC103-00	Air Cleaner (shown)
SVAC103-01	Large Air Mover (shown)
SVAC103-20	Mini Air Mover

**Ultra Pump Vacs/Blowers**



Pump Vacs, you can pick up water from one place and pump it to another.

Part #	Size	Power HP
SVAC960-11	53 L	5.5 peak
SVAC960-13	60.5 L	6.0 peak

**UltraBlower Vacs are full featured wet/dry vacs PLUS convenient hand held leaf blowers in one!**

SVAC963-08	36.4 L	2.5 peak
SVAC963-13	60 L	6.5 peak

**Industrial Duty Single Stage**



For Industrial and Commercial Applications

Part #	Size	Power HP
SVAC925-28	30 L	6.5 peak

**Pro Maintenance Series**



For Industrial and Commercial Applications


Part #	Description
SVAC156-00	35Qt. Floormaster mop bucket
SVAC319-01	Upright vac, 7lb, 30' cord
SVAC319-10	HD Upright vac, 5000 HR.

**Accessories**



Specially designed for pick-up of fine dust like drywall and cement dust or cold ashes.

Air-powered turbine brush eats dirt like no other nozzle.



Designed to combat your toughest challenge, the Cartridge Filter fits most wet/dry vacs for wet or dry pickup. **For small, dry debris and wet materials.**

**Steinel Variable Temperature Electronic Heat Gun**



Powerful heat gun with variable temperature and electronic thermocouple control for flexible use and maximum reliability. STEINEL's exclusive DuraTherm™ heating element ensures long life and even heat. 1500 watts-Continuously variable 120°F – 1100°F

Catalog ID  
STEHL1910E

**Steinel Glue Gun**



These glue guns feature electronically controlled heating systems that maintain the hot melt at the proper bonding temperature. This enables the guns to remain on for extended periods of time. Mechanical feed ensures a continuous glue stream. No-drip nozzle won't ooze hot glue. Accepts standard 1/8" dia. glue sticks

Catalog ID  
STEGF3002

**Steinel Electronic Heat Gun**



Ergonomic, electronically controlled heat gun. Continuously variable 120°F – 1100°F-1500 watts

Catalog ID  
STEHG2000E

**Steinel**



Features include state-of-the-art waterproof piezo electronic ignition, ergonomic designs convenient for hand-held or bench work, fully adjustable flames and easy refilling with any standard butane gas. 2500° F / 1300° C

Catalog ID  
STETT151

**Steinel Three-Stage Professional Heat Gun**



Multi-purpose heat gun with cool air stage and choice of 2 temperature settings for convenient hand-held or benchwork. STEINEL's exclusive DuraTherm™ heating element ensures long life and even heat. 120 / 750 / 1100°F--1400 watts

Catalog ID  
STEHL1810S

**Steinel Ultimate Butane Kit**




Includes tools and accessories needed for: shrink tubing, installing connectors, desoldering, soldering, Cutting, cauterizing, welding, light brazing, loosening rusted bolts, thawing frozen locks, and electronic repair

Catalog ID  
STEUBK



## Measuring - POWER TOOLS

### GLL2-10 Self Levelling Crossline Laser



**NEW**

INTERIOR EXTERIOR



**165ft**  
50 m

- Vertical Laser Line projects along floor, up the wall, and across the ceiling
  - Smart Pendulum Leveling System - Self-levels, senses and indicated out-of level condition when switched off
  - Projects Horizontal Laser Line with 100° fan angle - For precise leveling and alignment makes installations easy
  - Automatic Out-of-Level Sensing - with green LED for "level" and red LED for "out-of-level"
  - Ergonomic Soft-Grip Area - for sure grip and comfort
  - Easy access battery compartment
  - Convenient tripod mount threading (1/2-20) for more versatility - allows user to easily mount tripod for more versatility
- INCLUDES:** Carrying Case, (2) AA Batteries

Part #	Accuracy	Range	Power	Weight
BSTGLL2-10	+/- 7/32" at 30'	up to 30'	(2) AA Batteries	.88 lbs.

### GLL2-50 Self-Leveling Cross Line Laser



WM1

**NEW**

INTERIOR EXTERIOR

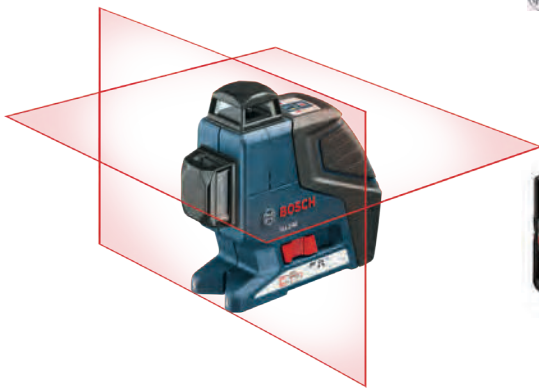


**165ft**  
50 m

- Highly-Visible Laser Lines with Wide 130° Horizontal, 160° Vertical Fan Angles
  - Pulse Laser Receiver Mode When Used with LR2 Receiver - Optional: for outdoor or bright light conditions
  - Easy Access Battery Compartment
  - Vertical, Horizontal and Cross Line Modes - Projects two lines independently or together for a wide array level and/or plumb applications
  - Smart Pendulum Leveling System - Self-levels and indicates out-of-level condition
  - Secure Transport Lock - Protects pendulum when unit is switched off
  - Robust Over-Molded Housing - for Water and Dust Proof to ensure years of dependable operation
  - IP54 Dust and Water Protection - Ensures reliability in all job site conditions
- INCLUDES:** WM1 Positioning Device (works with all Bosch Line and Point Lasers), Belt Pouch, Hard Carrying Case, (3) AA Batteries

Part #	Accuracy	Range	Power	Weight
BSTGLL2-50	+/- 1/4" at 100'	up to 65'	(3) AA Batteries	1.0 lbs.

### GLL2-80 Dual Plane Leveling and Alignment Laser



WM1

**NEW**

INTERIOR EXTERIOR



**265ft**  
80 m

- One 360° Horizontal Plane and One 360° Vertical Plane
  - 2 x 360° Laser Planes - Planes operate together or individually for all job site conditions
  - Smart Pendulum Leveling System - Self-levels and indicates out-of-level condition
  - Secure Transport Lock - Protects pendulum when unit is switched off
  - Pulse Laser Receiver Mode When Used with LR2 Receiver - Optional: for outdoor or bright light conditions
  - Convenient 1/4" and 5/8" Tripod Mounting
  - Freestanding Magnetic Base - to attach to metal track
  - Simple to Use Dual Button Operation
  - IP54 Dust and Water Protection - Ensures reliability in all job site conditions
- INCLUDES:** WM1 Positioning Device (works with all Bosch Line and Point Lasers), Belt Pouch, Hard Carrying Case, (4) AA Batteries

Part #	Accuracy	Range	Power	Weight
BSTGLL2-80	+/- 1/4" at 100'	up to 65'	(4) AA Batteries	20.8 oz.

### GLL3-80 Three Plane Leveling and Alignment Laser



WM1

**NEW**

INTERIOR EXTERIOR



**265ft**  
80 m

- One 360° Horizontal Plane and Two 360° Vertical Planes with 90° Intersection
  - 3 x 360° Laser Planes for Maximum Versatility - Planes operate together or individually for all job site conditions
  - Smart Pendulum Leveling System - Self-levels and indicates out-of-level condition
  - Secure Transport Lock - Protects pendulum when unit is switched off
  - Pulse Laser Receiver Mode When Used with LR2 Receiver - Optional: for outdoor or bright light conditions
  - Convenient 1/4" and 5/8" Tripod Mounting
  - Freestanding Magnetic Base - attaches to track
  - Simple to Use Dual Button Operation
  - IP54 Dust and Water Protection - Ensures reliability in all job site conditions
- INCLUDES:** WM1 Positioning Device (works with all Bosch Line and Point Lasers), Belt Pouch, Hard Carrying Case, (4) AA Batteries

Part #	Accuracy	Range	Power	Weight
BSTGLL3-80	+/- 1/4" at 100'	up to 65'	(4) AA Batteries	20.8 oz.

Drill Doctor Model DD750X & DD500X - Accessories also available!



**Drill Doctor**  
The Drill Bit Sharpener

- Cast aluminum point angle shuttle for added durability
- Sharpens High-speed Steel, Carbide, TiN-coated and Masonry bits

Part #	Sharpens	Degree Drill Bits
DRDD550X	3/32" - 1/2" Bits	118° - 135°
DRDD750X	3/32" - 3/4" Bits	115° - 140°

Work Sharp Knife & Tool Sharpener - *Extra belts are available!*



The Work Sharp Knife & Tool Sharpener is also able to sharpen other common tools including scissors, axes and hatchets, mower blades, garden shears, shovels, and most any tool with a blade. The versatility of the Knife & Tool Sharpener makes it an invaluable tool for keeping all your blades in razor sharp condition and ready whenever you need them.

Part #	Sharpens	Degree Drill Bits
WSKTSC		