



# BOLTS, NUTS & WASHERS

## HEX CAP SCREW STEEL - FOR EXTRA STRENGTH

**SAE  
GRADE 5**

Length shown is under head to end in inches

## Bright Zinc Chromate Plated

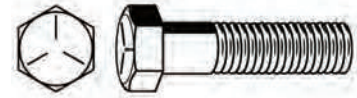
**C1035-1041**

**MEDIUM CARBON STEEL**

Made to the dimensional requirements of I.F.I. Standard Hex. Cap Screws (B18.2.1, 1965)  
For critical applications requiring greater fastener strength

### MINIMUM TENSILE STRENGTH (PSI)

Up to 1" dia. inclusive 120,000 PSI  
Over 1" to 1-1/2" inclusive 105,000 PSI



### QUECHED AND TEMPERED

MINIMUM THREAD LENGTH (Standard)  
Up to 6" long: (2D + 1/4) Twice diameter plus 1.4 inch  
Over 6" long: (2D + 1/2) Twice diameter plus 1/2 inch

### COARSE THREAD (U.N.C.) U.S.S.

	UNIFIED STANDARD				CLASS 2A FIT		*NON STOCK	
DIA.	1/4"	5/16"	3/8"	7/16"	1/2"	9/16"	5/8"	3/4"
THD.	20	18	16	14	13	12	11	10
Wrench Size	7/16	1/2	9/16	5/8	3/4	13/16	15/16	1-1/8

#### LENGTH

1/2	CSZ5C004008	CSZ5C005008	CSZ5C006008	-	-	-	-	-
5/8	CSZ5C004010	CSZ5C005010	CSZ5C006010	-	CSZ5C008010	-	-	-
3/4	CSZ5C004012	CSZ5C005012	CSZ5C006012	CSZ5C007012	CSZ5C008012	-	-	-
7/8	CSZ5C004014*	-	-	-	-	-	-	-
1	CSZ5C004016	CSZ5C005016	CSZ5C006016	CSZ5C007016	CSZ5C008016	CSZ5C009016	CSZ5C010016	CSZ5C012016*
1-1/4	CSZ5C004020	CSZ5C005020	CSZ5C006020	CSZ5C007020	CSZ5C008020	CSZ5C009020	CSZ5C010020	CSZ5C012020
1-1/2	CSZ5C004024	CSZ5C005024	CSZ5C006024	CSZ5C007024	CSZ5C008024	CSZ5C009024	CSZ5C010024	CSZ5C012024
1-3/4	CSZ5C004028	CSZ5C005028	CSZ5C006028	CSZ5C007028	CSZ5C008028	CSZ5C009028	CSZ5C010028	CSZ5C012028
2	CSZ5C004032	CSZ5C005032	CSZ5C006032	CSZ5C007032	CSZ5C008032	CSZ5C009032	CSZ5C010032	CSZ5C012032
2-1/4	CSZ5C004036	CSZ5C005036	CSZ5C006036	CSZ5C007036	CSZ5C008036	CSZ5C009036	CSZ5C010036	CSZ5C012036
2-1/2	CSZ5C004040	CSZ5C005040	CSZ5C006040	CSZ5C007040	CSZ5C008040	CSZ5C009040	CSZ5C010040	CSZ5C012040
2-3/4	CSZ5C004044	CSZ5C005044	CSZ5C006044	CSZ5C007044	CSZ5C008044	CSZ5C009044	CSZ5C010044	CSZ5C012044
3	CSZ5C004048	CSZ5C005048	CSZ5C006048	CSZ5C007048	CSZ5C008048	CSZ5C009048	CSZ5C010048	CSZ5C012048
3-1/4	CSZ5C004052	CSZ5C005052	CSZ5C006052	CSZ5C007052*	CSZ5C008052	CSZ5C009052	CSZ5C010052	CSZ5C012052
3-1/2	CSZ5C004056	CSZ5C005056	CSZ5C006056	CSZ5C007056	CSZ5C008056	CSZ5C009056	CSZ5C010056	CSZ5C012056
4	CSZ5C004064	CSZ5C005064	CSZ5C006064	CSZ5C007064	CSZ5C008064	CSZ5C009064	CSZ5C010064	CSZ5C012064
4-1/2	CSZ5C004072	CSZ5C005072	CSZ5C006072	CSZ5C007072	CSZ5C008072	CSZ5C009072	CSZ5C010072	CSZ5C012072
5	CSZ5C004080	CSZ5C005080	CSZ5C006080	CSZ5C007080	CSZ5C008080	CSZ5C009080	CSZ5C010080	CSZ5C012080
5-1/2	CSZ5C004088	CSZ5C005088	CSZ5C006088	CSZ5C007088	CSZ5C008088	CSZ5C009088	CSZ5C010088	CSZ5C012088
6	CSZ5C004096	CSZ5C005096	CSZ5C006096	CSZ5C007096	CSZ5C008096	CSZ5C009096	CSZ5C010096	CSZ5C012096
6-1/2	-	-	CSZ5C0060104	CSZ5C0070104*	CSZ5C0080104*	-	CSZ5C0100104*	CSZ5C0120104*
7	-	CSZ5C0050112	CSZ5C0060112	-	CSZ5C0080112	-	CSZ5C0100112	CSZ5C0120112
7-1/2	-	CSZ5C0050120*	CSZ5C0060120	-	CSZ5C0080120*	-	CSZ5C0100120*	CSZ5C0120120*
8	CSZ5C0040128*	-	CSZ5C0060128	-	CSZ5C0080128	-	CSZ5C0100128	CSZ5C0120128
8-1/2	-	-	-	-	CSZ5C0080136*	-	-	-
9	-	-	CSZ5C0060144*	-	CSZ5C0080144*	-	CSZ5C0100144*	CSZ5C0120144*
10	-	-	CSZ5C0060160*	-	CSZ5C0080160*	-	CSZ5C0100160*	CSZ5C0120160*
12	-	-	-	-	-	-	CSZ5C0100192*	CSZ5C0120192*

DIA.	7/8"	1"	1-1/8"	1-1/4"	1-1/2"
THD.	9	8	7	7	6
Wrench Size	1-5/16	1-1/2	1-11/16	1-7/8	2-1/4

#### LENGTH

1-1/2	CSZ5C014024	-	-	-	-
1-3/4	CSZ5C014028	CSZ5C016028	-	-	-
2	CSZ5C014032	CSZ5C016032	-	-	-
2-1/4	CSZ5C014036*	CSZ5C016036*	-	-	-
2-1/2	CSZ5C014040	CSZ5C016040	CSZ5C018040	CSZ5C020040	-
2-3/4	CSZ5C014044*	CSZ5C016044*	-	-	-
3	CSZ5C014048	CSZ5C016048	CSZ5C018048	CSZ5C020048	CSZ5C024048
3-1/2	CSZ5C014056	CSZ5C016056	CSZ5C018056	CSZ5C020056	CSZ5C024056
4	CSZ5C014064	CSZ5C016064	CSZ5C018064	CSZ5C020064	CSZ5C024064
4-1/2	CSZ5C014072	CSZ5C016072	CSZ5C018072	CSZ5C020072	CSZ5C024072
5	CSZ5C014080	CSZ5C016080	CSZ5C018080	CSZ5C020080	CSZ5C024080
6	CSZ5C014096	CSZ5C016096	CSZ5C018096	CSZ5C020096	CSZ5C024096
6-1/2	CSZ5C0140104*	CSZ5C0160104*	CSZ5C0180104*	CSZ5C0200104*	CSZ5C0240104*
7	CSZ5C0140112*	CSZ5C0160112*	CSZ5C0180112*	CSZ5C0200112*	CSZ5C0240112*
7-1/2	CSZ5C0140120*	CSZ5C0160120*	CSZ5C0180120*	CSZ5C0200120*	CSZ5C0240120*
8	CSZ5C0140128*	CSZ5C0160128*	CSZ5C0180128*	CSZ5C0200128*	CSZ5C0240128*
9	CSZ5C0140144*	CSZ5C0160144*	CSZ5C0180144*	CSZ5C0200144*	CSZ5C0240144*
10	CSZ5C0140160*	CSZ5C0160160*	CSZ5C0180160*	CSZ5C0200160*	-
11	-	-	-	-	-
12	CSZ5C0140192*	CSZ5C0160192	CSZ5C0180192	CSZ5C0200192	CSZ5C0240192

- = Sold in Packs of 25
- = Sold in Packs of 50
- = Sold in Packs of 100

**For Assortments  
See Pages 7 & 8**

**FOR LARGER  
SIZES OR LENGTHS  
PLEASE PHONE  
& ENQUIRE**

FOR FINE THREAD SEE GRADE 5 (U.N.F.) Page 4





# BOLTS, NUTS & WASHERS

## HEX CAP SCREW STEEL - FOR EXTRA STRENGTH

**SAE  
GRADE 5**

Length shown is under head to end in inches

## Bright Zinc Chromate Plated

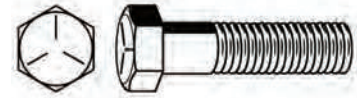
**C1035-1041**

**MEDIUM CARBON STEEL**

Made to the dimensional requirements of I.F.I. Standard Hex. Cap Screws (B18.2.1, 1965)  
For critical applications requiring greater fastener strength

### MINIMUM TENSILE STRENGTH (PSI)

Up to 1" dia. inclusive 120,000 PSI  
Over 1" to 1-1/2" inclusive 105,000 PSI



### QUECHED AND TEMPERED

MINIMUM THREAD LENGTH (Standard)  
Up to 6" long: (2D + 1/4) Twice diameter plus 1.4 inch  
Over 6" long: (2D + 1/2) Twice diameter plus 1/2 inch

### FINE THREAD (U.N.F.) S.A.E.

	UNIFIED STANDARD				CLASS 2A FIT		*NON STOCK	
DIA.	1/4"	5/16"	3/8"	7/16"	1/2"	9/16"	5/8"	3/4"
THD.	28	24	24	20	20	18	18	16
Wrench Size	7/16	1/2	9/16	5/8	3/4	13/16	15/16	1-1/8

#### LENGTH

1/2	CSZ5F004008	CSZ5F005008	CSZ5F006008	-	-	-	-	-
5/8	CSZ5F004010	CSZ5F005010	CSZ5F006010	-	CSZ5F008010	-	-	-
3/4	CSZ5F004012	CSZ5F005012	CSZ5F006012	CSZ5F007012	CSZ5F008012	-	-	-
7/8	CSZ5F004014*	-	-	-	-	-	-	-
1	CSZ5F004016	CSZ5F005016	CSZ5F006016	CSZ5F007016	CSZ5F008016	CSZ5F009016	CSZ5F010016	CSZ5F012016*
1-1/4	CSZ5F004020	CSZ5F005020	CSZ5F006020	CSZ5F007020	CSZ5F008020	CSZ5F009020	CSZ5F010020	CSZ5F012020
1-1/2	CSZ5F004024	CSZ5F005024	CSZ5F006024	CSZ5F007024	CSZ5F008024	CSZ5F009024	CSZ5F010024	CSZ5F012024
1-3/4	CSZ5F004028	CSZ5F005028	CSZ5F006028	CSZ5F007028	CSZ5F008028	CSZ5F009028	CSZ5F010028	CSZ5F012028
2	CSZ5F004032	CSZ5F005032	CSZ5F006032	CSZ5F007032	CSZ5F008032	CSZ5F009032	CSZ5F010032	CSZ5F012032
2-1/4	CSZ5F004036*	CSZ5F005036*	CSZ5F006036*	CSZ5F007036*	CSZ5F008036*	CSZ5F009036*	CSZ5F010036*	CSZ5F012036*
2-1/2	CSZ5F004040	CSZ5F005040	CSZ5F006040	CSZ5F007040	CSZ5F008040	CSZ5F009040	CSZ5F010040	CSZ5F012040
2-3/4	CSZ5F004044*	CSZ5F005044*	CSZ5F006044*	CSZ5F007044*	CSZ5F008044*	CSZ5F009044*	CSZ5F010044*	CSZ5F012044*
3	CSZ5F004048	CSZ5F005048	CSZ5F006048	CSZ5F007048	CSZ5F008048	CSZ5F009048	CSZ5F010048	CSZ5F012048
3-1/4	CSZ5F004052*	CSZ5F005052*	CSZ5F006052*	CSZ5F007052*	CSZ5F008052*	CSZ5F009052*	CSZ5F010052*	CSZ5F012052*
3-1/2	CSZ5F004056	CSZ5F005056	CSZ5F006056	CSZ5F007056	CSZ5F008056	CSZ5F009056	CSZ5F010056	CSZ5F012056
4	CSZ5F004064	CSZ5F005064	CSZ5F006064	CSZ5F007064	CSZ5F008064	CSZ5F009064	CSZ5F010064	CSZ5F012064
4-1/2	CSZ5F004072	CSZ5F005072	CSZ5F006072	CSZ5F007072	CSZ5F008072	CSZ5F009072	CSZ5F010072	CSZ5F012072
5	CSZ5F004080	CSZ5F005080	CSZ5F006080	CSZ5F007080	CSZ5F008080	CSZ5F009080	CSZ5F010080	CSZ5F012080
5-1/2	CSZ5F004088	CSZ5F005088	CSZ5F006088	CSZ5F007088	CSZ5F008088	CSZ5F009088	CSZ5F010088	CSZ5F012088
6	CSZ5F004096	CSZ5F005096	CSZ5F006096	CSZ5F007096	CSZ5F008096	CSZ5F009096	CSZ5F010096	CSZ5F012096
6-1/2	-	-	CSZ5F0060104	CSZ5F0070104*	CSZ5F0080104*	-	CSZ5F0100104*	CSZ5F0120104*
7	-	CSZ5F0050112	CSZ5F0060112	-	CSZ5F0080112	-	CSZ5F0100112	CSZ5F0120112
7-1/2	-	CSZ5F0050120*	CSZ5F0060120	-	CSZ5F0080120*	-	CSZ5F0100120*	CSZ5F0120120*
8	CSZ5F0040128*	-	CSZ5F0060128	-	CSZ5F0080128	-	CSZ5F0100128	CSZ5F0120128
8-1/2	-	-	-	-	CSZ5F0080136*	-	-	-
9	-	-	CSZ5F0060144*	-	CSZ5F0080144*	-	CSZ5F0100144*	CSZ5F0120144*
10	-	-	CSZ5F0060160*	-	CSZ5F0080160*	-	CSZ5F0100160*	CSZ5F0120160*
12	-	-	-	-	-	-	CSZ5F0100192*	CSZ5F0120192*

DIA.	7/8"	1"	1-1/8"	1-1/4"	1-1/2"
THD.	14	14	12	12	12
Wrench Size	1-5/16	1-1/2	1-11/16	1-7/8	2-1/4

#### LENGTH

1-1/2	CSZ5F014024	-	-	-	-
1-3/4	CSZ5F014028	CSZ5F016028	-	-	-
2	CSZ5F014032	CSZ5F016032	-	-	-
2-1/4	CSZ5F014036*	CSZ5F016036*	-	-	-
2-1/2	CSZ5F014040	CSZ5F016040	CSZ5F018040	CSZ5F020040	-
2-3/4	CSZ5F014044*	CSZ5F016044*	-	-	-
3	CSZ5F014048	CSZ5F016048	CSZ5F018048	CSZ5F020048	CSZ5F024048
3-1/2	CSZ5F014056	CSZ5F016056	CSZ5F018056	CSZ5F020056	CSZ5F024056
4	CSZ5F014064	CSZ5F016064	CSZ5F018064	CSZ5F020064	CSZ5F024064
4-1/2	CSZ5F014072	CSZ5F016072	CSZ5F018072	CSZ5F020072	CSZ5F024072
5	CSZ5F014080	CSZ5F016080	CSZ5F018080	CSZ5F020080	CSZ5F024080
6	CSZ5F014096	CSZ5F016096	CSZ5F018096	CSZ5F020096	CSZ5F024096
6-1/2	CSZ5F0140104*	CSZ5F0160104*	CSZ5F0180104*	CSZ5F0200104*	CSZ5F0240104*
7	CSZ5F0140112*	CSZ5F0160112*	CSZ5F0180112*	CSZ5F0200112*	CSZ5F0240112*
7-1/2	CSZ5F0140120*	CSZ5F0160120*	CSZ5F0180120*	CSZ5F0200120*	CSZ5F0240120*
8	CSZ5F0140128*	CSZ5F0160128*	CSZ5F0180128*	CSZ5F0200128*	CSZ5F0240128*
9	CSZ5F0140144*	CSZ5F0160144*	CSZ5F0180144*	CSZ5F0200144*	CSZ5F0240144*
10	CSZ5F0140160*	CSZ5F0160160*	CSZ5F0180160*	CSZ5F0200160*	-
11	-	-	-	-	-
12	CSZ5F0140192*	CSZ5F0160192	CSZ5F0180192	CSZ5F0200192	CSZ5F0200192

- = Sold in Packs of 25
- = Sold in Packs of 50
- = Sold in Packs of 100

**For Assortments  
See Pages 7 & 8**

**FOR LARGER  
SIZES OR LENGTHS  
PLEASE PHONE  
& ENQUIRE**

FOR COURSE THREAD SEE GRADE 5 (U.N.C.) Page ?





# BOLTS, NUTS & WASHERS

## HEXAGON Cap Screws Alloy STEEL

Zinc Plated & Dichromate  
Dipped Golden Alloy Finish



ASME/ANSI B18.2.1

SAE  
GRADE **8** U.N.C.

UNIFIED STANDARD  
CLASS 2A FIT

MINIMUM TENSILE STRENGTH (PSI)  
1/4" through 1-1/2" - 150,000 PSI

MINIMUM THREAD LENGTH  
Up to 6" long: Twice diameter plus 1/4 inch.  
Over 6" long: Twice diameter plus 1/2 inch.

Length shown is under head to end in inches.

COARSE THREAD (U.N.C.) U.S.S.		UNIFIED STANDARD		CLASS 2A FIT		*NON STOCK	
DIA.	1/4"	5/16"	3/8"	7/16"	1/2"	9/16"	5/8"
THD.	20	18	16	14	13	12	11
Wrench Size	7/16	1/2	9/16	5/8	3/4	13/16	15/16
<b>LENGTH</b>							
1/2	CSZ8C004008	CSZ8C005008	CSZ8C006008	CSZ8C007008*	CSZ8C008008*	CSZ8C009008*	CSZ8C010008*
5/8	CSZ8C004010*	CSZ8C005010*	CSZ8C006010*	CSZ8C007010*	CSZ8C008010*	CSZ8C009010*	CSZ8C010010*
3/4	CSZ8C004012	CSZ8C005012	CSZ8C006012	CSZ8C007012	CSZ8C008012	CSZ8C009012*	CSZ8C010012*
7/8	-	-	-	-	-	-	-
1	CSZ8C004016	CSZ8C005016	CSZ8C006016	CSZ8C007016	CSZ8C008016	CSZ8C009016	CSZ8C010016
1-1/4	CSZ8C004020	CSZ8C005020	CSZ8C006020	CSZ8C007020	CSZ8C008020	CSZ8C009020	CSZ8C010020
1-1/2	CSZ8C004024	CSZ8C005024	CSZ8C006024	CSZ8C007024	CSZ8C008024	CSZ8C009024	CSZ8C010024
1-3/4	CSZ8C004028	CSZ8C005028	CSZ8C006028	CSZ8C007028	CSZ8C008028	CSZ8C009028	CSZ8C010028
2	CSZ8C004032	CSZ8C005032	CSZ8C006032	CSZ8C007032	CSZ8C008032	CSZ8C009032	CSZ8C010032
2-1/4	CSZ8C004036	CSZ8C005036	CSZ8C006036	CSZ8C007036	CSZ8C008036	CSZ8C009036	CSZ8C010036
2-1/2	CSZ8C004040	CSZ8C005040	CSZ8C006040	CSZ8C007040	CSZ8C008040	CSZ8C009040	CSZ8C010040
2-3/4	CSZ8C004044	CSZ8C005044	CSZ8C006044	CSZ8C007044	CSZ8C008044	CSZ8C009044	CSZ8C010044
3	CSZ8C004048	CSZ8C005048	CSZ8C006048	CSZ8C007048	CSZ8C008048	CSZ8C009048	CSZ8C010048
3-1/4	CSZ8C004052	CSZ8C005052	CSZ8C006052	CSZ8C007052	CSZ8C008052	CSZ8C009052*	CSZ8C010052
3-1/2	CSZ8C004056	CSZ8C005056	CSZ8C006056	CSZ8C007056	CSZ8C008056	CSZ8C009056	CSZ8C010056
3-3/4	CSZ8C004060	CSZ8C005060	CSZ8C006060	CSZ8C007060	CSZ8C008060	CSZ8C009060	CSZ8C010060
4	CSZ8C004064	CSZ8C005064	CSZ8C006064	CSZ8C007064	CSZ8C008064	CSZ8C009064	CSZ8C010064
4-1/2	CSZ8C004072	CSZ8C005072	CSZ8C006072	CSZ8C007072	CSZ8C008072	CSZ8C009072	CSZ8C010072
5	CSZ8C004080	CSZ8C005080	CSZ8C006080	CSZ8C007080	CSZ8C008080	CSZ8C009080	CSZ8C010080
5-1/2	-	-	-	-	-	-	-
6	CSZ8C004096	CSZ8C005096	CSZ8C006096	CSZ8C007096	CSZ8C008096	CSZ8C009096	CSZ8C010096
6-1/2	-	-	-	-	-	-	-
7	-	-	-	-	-	-	-
8	-	-	-	-	-	-	-
8-1/2	-	-	-	-	-	-	-

COARSE THREAD (U.N.C.) U.S.S.		UNIFIED STANDARD		CLASS 2A FIT		*NON STOCK	
DIA.	3/4"	7/8"	1"	1-1/8"	1-1/4"	1-1/2"	
THD.	10	9	8	7	7	6	
Wrench Size	1-1/8	1-5/16	1-1/2	1-11/16	1-7/8	2-1/4	
<b>LENGTH</b>							
1-1/2	CSZ8C012024	CSZ8C014024*	CSZ8C016024*	CSZ8C018024*	CSZ8C020024*	CSZ8C024024*	
1-3/4	CSZ8C012028	CSZ8C014028*	CSZ8C016028*	CSZ8C018028*	CSZ8C020028*	CSZ8C024028*	
2	CSZ8C012032	CSZ8C014032	CSZ8C016032	CSZ8C018032	CSZ8C020032	CSZ8C024032*	
2-1/4	CSZ8C012036	CSZ8C014036	CSZ8C016036	CSZ8C018036	CSZ8C020036	CSZ8C024036*	
2-1/2	CSZ8C012040	CSZ8C014040	CSZ8C016040	CSZ8C018040	CSZ8C020040	CSZ8C024040*	
2-3/4	CSZ8C012044	CSZ8C014044	CSZ8C016044	CSZ8C018044	CSZ8C020044	CSZ8C024044*	
3	CSZ8C012048	CSZ8C014048	CSZ8C016048	CSZ8C018048	CSZ8C020048	CSZ8C024048	
3-1/4	CSZ8C012052	CSZ8C014052	CSZ8C016052	CSZ8C018052*	CSZ8C020052*	CSZ8C024052*	
3-1/2	CSZ8C012056	CSZ8C014056	CSZ8C016056	CSZ8C018056	CSZ8C020056	CSZ8C024056	
3-3/4	CSZ8C012060	CSZ8C014060	CSZ8C016060*	CSZ8C018060*	CSZ8C020060*	CSZ8C024060*	
4	CSZ8C012064	CSZ8C014064	CSZ8C016064	CSZ8C018064	CSZ8C020064	CSZ8C024064	
4-1/2	CSZ8C012072	CSZ8C014072	CSZ8C016072	CSZ8C018072	CSZ8C020072	CSZ8C024072	
5	CSZ8C012080	CSZ8C014080	CSZ8C016080	CSZ8C018080	CSZ8C020080	CSZ8C024080	
5-1/2	CSZ8C012084	CSZ8C014084	CSZ8C016084	CSZ8C018084	CSZ8C020084	CSZ8C024084	
6	CSZ8C012096	CSZ8C014096	CSZ8C016096	CSZ8C018096	CSZ8C020096	CSZ8C024096	
6-1/2	CSZ8C012104	CSZ8C014104	CSZ8C016104	CSZ8C018104	CSZ8C020104*	CSZ8C024104*	
7	CSZ8C012112	CSZ8C014112	CSZ8C016112	CSZ8C018112	CSZ8C020112*	CSZ8C024112*	
7-1/2	CSZ8C012120*	CSZ8C014120*	CSZ8C016120*	CSZ8C018120*	CSZ8C020120*	CSZ8C024120*	
8	CSZ8C012128	CSZ8C014128	CSZ8C016128	CSZ8C018128	CSZ8C020128	CSZ8C024128	
9	CSZ8C012144*	CSZ8C014144*	CSZ8C016144*	CSZ8C018144*	CSZ8C020144*	CSZ8C024144*	
10	CSZ8C012160*	CSZ8C014160*	CSZ8C016160*	CSZ8C018160*	CSZ8C020160*	CSZ8C024160*	
11	-	-	-	-	-	-	
12	CSZ8C012192*	CSZ8C014192*	CSZ8C016192*	CSZ8C018192*	CSZ8C020192*	CSZ8C024192*	

For Assortments  
See Pages 7 & 8

FOR FINE THREAD SEE GRADE 8 (U.N.F.) Page 4 ?




FOR LARGER  
SIZES OR LENGTHS  
PLEASE PHONE  
& ENQUIRE



# BOLTS, NUTS & WASHERS

## HEXAGON Cap Screws Alloy STEEL

Zinc Plated & Dichromate  
Dipped Golden Alloy Finish



ASME/ANSI B18.2.1

SAE  
GRADE **8** U.N.F.

UNIFIED STANDARD  
CLASS 2A FIT

MINIMUM TENSILE STRENGTH (PSI)  
1/4" through 1-1/2" - 150,000 PSI

MINIMUM THREAD LENGTH  
Up to 6" long: Twice diameter plus 1/4 inch.  
Over 6" long: Twice diameter plus 1/2 inch.

Length shown is under head to end in inches.

FINE THREAD (U.N.F.) S.A.E.				UNIFIED STANDARD		CLASS 2A FIT		*NON STOCK
DIA.	1/4"	5/16"	3/8"	7/16"	1/2"	9/16"	5/8"	
THD.	28	24	24	20	20	18	18	
Wrench Size	7/16	1/2	9/16	5/8	3/4	13/16	15/16	
<b>LENGTH</b>								
1/2	CSZ8F004008	CSZ8F005008	CSZ8F006008	CSZ8F007008	CSZ8F008008	CSZ8F009008	CSZ8F010008	
5/8	CSZ8F004010	CSZ8F005010	CSZ8F006010	CSZ8F007010	CSZ8F008010	CSZ8F009010	CSZ8F010010	
3/4	CSZ8F004012	CSZ8F005012	CSZ8F006012	CSZ8F007012	CSZ8F008012	CSZ8F009012	CSZ8F010012	
7/8	-	-	-	-	-	-	-	
1	CSZ8F004016	CSZ8F005016	CSZ8F006016	CSZ8F007016	CSZ8F008016	CSZ8F009016	CSZ8F010016	
1-1/4	CSZ8F004020	CSZ8F005020	CSZ8F006020	CSZ8F007020	CSZ8F008020	CSZ8F009020	CSZ8F010020	
1-1/2	CSZ8F004024	CSZ8F005024	CSZ8F006024	CSZ8F007024	CSZ8F008024	CSZ8F009024	CSZ8F010024	
1-3/4	CSZ8F004028	CSZ8F005028	CSZ8F006028	CSZ8F007028	CSZ8F008028	CSZ8F009028	CSZ8F010028	
2	CSZ8F004032	CSZ8F005032	CSZ8F006032	CSZ8F007032	CSZ8F008032	CSZ8F009032	CSZ8F010032	
2-1/4	CSZ8F004036	CSZ8F005036	CSZ8F006036	CSZ8F007036	CSZ8F008036	CSZ8F009036	CSZ8F010036	
2-1/2	CSZ8F004040	CSZ8F005040	CSZ8F006040	CSZ8F007040	CSZ8F008040	CSZ8F009040	CSZ8F010040	
2-3/4	CSZ8F004044	CSZ8F005044	CSZ8F006044	CSZ8F007044	CSZ8F008044	CSZ8F009044	CSZ8F010044	
3	CSZ8F004048	CSZ8F005048	CSZ8F006048	CSZ8F007048	CSZ8F008048	CSZ8F009048	CSZ8F010048	
3-1/4	CSZ8F004052	CSZ8F005052	CSZ8F006052	CSZ8F007052	CSZ8F008052	CSZ8F009052	CSZ8F010052	
3-1/2	CSZ8F004056	CSZ8F005056	CSZ8F006056	CSZ8F007056	CSZ8F008056	CSZ8F009056	CSZ8F010056	
3-3/4	CSZ8F004060	CSZ8F005060	CSZ8F006060	CSZ8F007060	CSZ8F008060	CSZ8F009060	CSZ8F010060	
4	CSZ8F004064	CSZ8F005064	CSZ8F006064	CSZ8F007064	CSZ8F008064	CSZ8F009064	CSZ8F010064	
4-1/2	CSZ8F004072	CSZ8F005072	CSZ8F006072	CSZ8F007072	CSZ8F008072	CSZ8F009072	CSZ8F010072	
5	CSZ8F004080	CSZ8F005080	CSZ8F006080	CSZ8F007080	CSZ8F008080	CSZ8F009080	CSZ8F010080	
5-1/2	-	-	-	-	-	-	-	
6	CSZ8F004096	CSZ8F005096	CSZ8F006096	CSZ8F007096	CSZ8F008096	CSZ8F009096	CSZ8F010096	
6-1/2	-	-	-	-	-	-	-	
7	-	-	-	-	-	-	-	
8	-	-	-	-	-	-	-	
8-1/2	-	-	-	-	-	-	-	

FINE THREAD (U.N.F.) S.A.E.						
DIA.	3/4"	7/8"	1"	1-1/8"	1-1/4"	1-1/2"
THD.	16	14	14	12	12	12
Wrench Size	1-1/8	1-5/16	1-1/2	1-11/16	1-7/8	2-1/4
<b>LENGTH</b>						
1-1/2	CSZ8F012024	CSZ8F014024	CSZ8F016024	CSZ8F018024	CSZ8F020024	CSZ8F024024
1-3/4	CSZ8F012028	CSZ8F014028	CSZ8F016028	CSZ8F018028	CSZ8F020028	CSZ8F024028
2	CSZ8F012032	CSZ8F014032	CSZ8F016032	CSZ8F018032	CSZ8F020032	CSZ8F024032
2-1/4	CSZ8F012036	CSZ8F014036	CSZ8F016036	CSZ8F018036	CSZ8F020036	CSZ8F024036
2-1/2	CSZ8F012040	CSZ8F014040	CSZ8F016040	CSZ8F018040	CSZ8F020040	CSZ8F024040
2-3/4	CSZ8F012044	CSZ8F014044	CSZ8F016044	CSZ8F018044	CSZ8F020044	CSZ8F024044
3	CSZ8F012048	CSZ8F014048	CSZ8F016048	CSZ8F018048	CSZ8F020048	CSZ8F024048
3-1/4	CSZ8F012052	CSZ8F014052	CSZ8F016052	CSZ8F018052	CSZ8F020052	CSZ8F024052
3-1/2	CSZ8F012056	CSZ8F014056	CSZ8F016056	CSZ8F018056	CSZ8F020056	CSZ8F024056
3-3/4	CSZ8F012060	CSZ8F014060	CSZ8F016060	CSZ8F018060	CSZ8F020060	CSZ8F024060
4	CSZ8F012064	CSZ8F014064	CSZ8F016064	CSZ8F018064	CSZ8F020064	CSZ8F024064
4-1/2	CSZ8F012072	CSZ8F014072	CSZ8F016072	CSZ8F018072	CSZ8F020072	CSZ8F024072
5	CSZ8F012080	CSZ8F014080	CSZ8F016080	CSZ8F018080	CSZ8F020080	CSZ8F024080
5-1/2	CSZ8F012084	CSZ8F014084	CSZ8F016084	CSZ8F018084	CSZ8F020084	CSZ8F024084
6	CSZ8F012096	CSZ8F014096	CSZ8F016096	CSZ8F018096	CSZ8F020096	CSZ8F024096
6-1/2	CSZ8F012104	CSZ8F014104	CSZ8F016104	CSZ8F018104	CSZ8F020104	CSZ8F024104
7	CSZ8F012112	CSZ8F014112	CSZ8F016112	CSZ8F018112	CSZ8F020112	CSZ8F024112
7-1/2	CSZ8F012120	CSZ8F014120	CSZ8F016120	CSZ8F018120	CSZ8F020120	CSZ8F024120
8	CSZ8F012128	CSZ8F014128	CSZ8F016128	CSZ8F018128	CSZ8F020128	CSZ8F024128
9	CSZ8F012144	CSZ8F014144	CSZ8F016144	CSZ8F018144	CSZ8F020144	CSZ8F024144
10	CSZ8F012160	CSZ8F014160	CSZ8F016160	CSZ8F018160	CSZ8F020160	CSZ8F024160
11	-	-	-	-	-	-
12	CSZ8F012192	CSZ8F012192	CSZ8F016192	CSZ8F012192	CSZ8F020192	CSZ8F024192



FOR LARGER  
SIZES OR LENGTHS  
PLEASE PHONE  
& ENQUIRE



# BOLTS, NUTS & WASHERS

## HEX CAP SCREW STAINLESS STEEL

### 18-8 (403) (A2)


Length shown is under head to end in inches

### Stainless Steel

#### ANSI/ASME B18.2.1

Our 18.8 Stainless Steel Products meet the requirements of ANSI/ASME, ASTM and / or AISI specifications.

Our 316 Stainless Steel Products meet the requirements of ANSI/ASME, ASTM and / or AISI specifications.



MINIMUM THREAD LENGTH (Standard)  
Up to 6" long: (2D + 1/4) Twice diameter plus 1.4 inch  
Over 6" long: (2D + 1/2) Twice diameter plus 1/2 inch

COARSE THREAD (U.N.C.) U.S.S.			UNIFIED STANDARD		CLASS 2A FIT		*NON STOCK	
DIA.	1/4"	5/16"	3/8"	7/16"	1/2"	5/8"	3/4"	
THD.	20	18	16	14	13	11	10	
Wrench Size	7/16	1/2	9/16	5/8	3/4	15/16	1-1/8	

#### LENGTH

1/2	CSS188C004008	CSS188C005008	CSS188C006008	-	-	-	-
5/8	CSS188C004010	CSS188C005010	CSS188C006010	-	CSS188C008010	-	-
3/4	CSS188C004012	CSS188C005012	CSS188C006012	CSS188C007012	CSS188C008012	-	-
7/8	CSS188C004014*	-	-	-	-	-	-
1	CSS188C004016	CSS188C005016	CSS188C006016	CSS188C007016	CSS188C008016	CSS188C010016	CSS188C012016*
1-1/4	CSS188C004020	CSS188C005020	CSS188C006020	CSS188C007020	CSS188C008020	CSS188C010020	CSS188C012020
1-1/2	CSS188C004024	CSS188C005024	CSS188C006024	CSS188C007024	CSS188C008024	CSS188C010024	CSS188C012024
1-3/4	CSS188C004028	CSS188C005028	CSS188C006028	CSS188C007028	CSS188C008028	CSS188C010028	CSS188C012028
2	CSS188C004032	CSS188C005032	CSS188C006032	CSS188C007032	CSS188C008032	CSS188C010032	CSS188C012032
2-1/4	CSS188C004036*	CSS188C005036*	CSS188C006036*	CSS188C007036*	CSS188C008036*	CSS188C010036*	CSS188C012036*
2-1/2	CSS188C004040	CSS188C005040	CSS188C006040	CSS188C007040	CSS188C008040	CSS188C010040	CSS188C012040
2-3/4	CSS188C004044*	CSS188C005044*	CSS188C006044*	CSS188C007044*	CSS188C008044*	CSS188C010044*	CSS188C012044*
3	CSS188C004048	CSS188C005048	CSS188C006048	CSS188C007048	CSS188C008048	CSS188C010048	CSS188C012048
3-1/4	CSS188C004052*	CSS188C005052*	CSS188C006052*	CSS188C007052*	CSS188C008052*	CSS188C010052*	CSS188C012052*
3-1/2	CSS188C004056	CSS188C005056	CSS188C006056	CSS188C007056	CSS188C008056	CSS188C010056	CSS188C012056
4	CSS188C004064	CSS188C005064	CSS188C006064	CSS188C007064	CSS188C008064	CSS188C010064	CSS188C012064
4-1/2	CSS188C004072	CSS188C005072	CSS188C006072	CSS188C007072	CSS188C008072	CSS188C010072	CSS188C012072
5	CSS188C004080	CSS188C005080	CSS188C006080	CSS188C007080	CSS188C008080	CSS188C010080	CSS188C012080
5-1/2	CSS188C004088	CSS188C005088	CSS188C006088	CSS188C007088	CSS188C008088	CSS188C010088	CSS188C012088
6	CSS188C004096	CSS188C005096	CSS188C006096	CSS188C007096	CSS188C008096	CSS188C010096	CSS188C012096

## STAINLESS STEEL

### 316 (UNIFIED STANDARD CLASS 2A FIT)

COARSE THREAD (U.N.C.) U.S.S.			UNIFIED STANDARD		CLASS 2A FIT		*NON STOCK	
DIA.	1/4"	5/16"	3/8"	7/16"	1/2"	5/8"	3/4"	
THD.	20	18	16	14	13	11	10	
Wrench Size	7/16	1/2	9/16	5/8	3/4	15/16	1-1/8	

#### LENGTH

1/2	CSS316C004008	CSS316C005008	CSS316C006008	-	-	-	-
5/8	CSS316C004010	CSS316C005010	CSS316C006010	-	CSS316C008010	-	-
3/4	CSS316C004012	CSS316C005012	CSS316C006012	CSS316C007012	CSS316C008012	-	-
7/8	CSS316C004014*	-	-	-	-	-	-
1	CSS316C004016	CSS316C005016	CSS316C006016	CSS316C007016	CSS316C008016	CSS316C010016	CSS316C012016*
1-1/4	CSS316C004020	CSS316C005020	CSS316C006020	CSS316C007020	CSS316C008020	CSS316C010020	CSS316C012020
1-1/2	CSS316C004024	CSS316C005024	CSS316C006024	CSS316C007024	CSS316C008024	CSS316C010024	CSS316C012024
1-3/4	CSS316C004028	CSS316C005028	CSS316C006028	CSS316C007028	CSS316C008028	CSS316C010028	CSS316C012028
2	CSS316C004032	CSS316C005032	CSS316C006032	CSS316C007032	CSS316C008032	CSS316C010032	CSS316C012032
2-1/4	CSS316C004036*	CSS316C005036*	CSS316C006036*	CSS316C007036*	CSS316C008036*	CSS316C010036*	CSS316C012036*
2-1/2	CSS316C004040	CSS316C005040	CSS316C006040	CSS316C007040	CSS316C008040	CSS316C010040	CSS316C012040
2-3/4	CSS316C004044*	CSS316C005044*	CSS316C006044*	CSS316C007044*	CSS316C008044*	CSS316C010044*	CSS316C012044*
3	CSS316C004048	CSS316C005048	CSS316C006048	CSS316C007048	CSS316C008048	CSS316C010048	CSS316C012048
3-1/4	CSS316C004052*	CSS316C005052*	CSS316C006052*	CSS316C007052*	CSS316C008052*	CSS316C010052*	CSS316C012052*
3-1/2	CSS316C004056	CSS316C005056	CSS316C006056	CSS316C007056	CSS316C008056	CSS316C010056	CSS316C012056
4	CSS316C004064	CSS316C005064	CSS316C006064	CSS316C007064	CSS316C008064	CSS316C010064	CSS316C012064
4-1/2	CSS316C004072	CSS316C005072	CSS316C006072	CSS316C007072	CSS316C008072	CSS316C010072	CSS316C012072
5	CSS316C004080	CSS316C005080	CSS316C006080	CSS316C007080	CSS316C008080	CSS316C010080	CSS316C012080
5-1/2	CSS316C004088	CSS316C005088	CSS316C006088	CSS316C007088	CSS316C008088	CSS316C010088	CSS316C012088
6	CSS316C004096	CSS316C005096	CSS316C006096	CSS316C007096	CSS316C008096	CSS316C010096	CSS316C012096

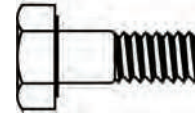
ALSO AVAILABLE IN ALUMINUM, BRASS, SILICON BRONZE, NAVAL BRONZE, NYLON





# BOLTS, NUTS & WASHERS

## HEX CAP SCREW - METRIC ZINC PLATED



Property Class **8.8**

Length shown is under head to end in inches

Regular **COARSE** Metric Thread  
to DIN 13 (ISO Metric Spec.)

Dia. M3 - M16 Tensile Strength 800 N/mm<sup>2</sup> min.  
(Approx. 116,000 PSI - For Reference Only.)  
Above M16 Tensile Strength 830 N/mm<sup>2</sup> min  
(Approx. 120,000 PSI - For Reference Only.)

Medium Carbon Steel, Quenched & Tempered  
**DIN 931**

~ DIN EN ISO 4014  
Partially Threaded

### COARSE METRIC THREAD (ISO Metric Spec.)

DIA.	M2.5	M3	M4	M5	M6	M7	M8	M10	M12	M14
Pitch	0.45	0.50	0.70	0.80	1.00	1.00	1.25	1.50	1.75	2.00

UNIFIED STANDARD

CLASS 2A FIT

\*NON STOCK

#### LENGTH mm

25	-	-	CSMZC88425	CSMZC88525	CSMZC88625	CSMZC88725	CSMZC88825	CSMZC81025	-	-
30	-	-	CSMZC88430	CSMZC88530	CSMZC88630	CSMZC88730	CSMZC88830	CSMZC81030	CSMZC81230	CSMZC81430
35	-	-	CSMZC88435	CSMZC88535	CSMZC88635	CSMZC88735	CSMZC88835	CSMZC81035	CSMZC81235	CSMZC81435
40	-	-	CSMZC88440	CSMZC88540	CSMZC88640	CSMZC88740	CSMZC88840	CSMZC81040	CSMZC81240	CSMZC81440
45	-	-	CSMZC88445	CSMZC88545	CSMZC88645	CSMZC88745	CSMZC88845	CSMZC81045	CSMZC81245	CSMZC81445
50	-	-	-	CSMZC88550	CSMZC88650	CSMZC88750	CSMZC88850	CSMZC81050	CSMZC81250	CSMZC81450
55	-	-	-	-	CSMZC88655	CSMZC88755	CSMZC88855	CSMZC81055	CSMZC81255	CSMZC81455
60	-	-	-	CSMZC88560	CSMZC88660	CSMZC88760	CSMZC88860	CSMZC81060	CSMZC81260	CSMZC81460
65	-	-	-	-	CSMZC88665	-	CSMZC88865	CSMZC81065	CSMZC81265	CSMZC81465
70	-	-	-	-	-	-	CSMZC88870	CSMZC81070	CSMZC81270	CSMZC81470
75	-	-	-	-	-	-	CSMZC88875	CSMZC81075	CSMZC81275	CSMZC81475
80	-	-	-	-	-	-	CSMZC88880	CSMZC81080	CSMZC81280	CSMZC81480
85	-	-	-	-	-	-	-	-	-	-
90	-	-	-	-	-	-	-	-	-	-
100	-	-	-	-	-	-	-	-	-	-
110	-	-	-	-	-	-	-	-	-	-
120	-	-	-	-	-	-	-	-	-	-
140	-	-	-	-	-	-	-	-	-	-
150	-	-	-	-	-	-	-	-	-	-
160	-	-	-	-	-	-	-	-	-	-

ASK FOR LONGER LENGTHS

### COARSE METRIC THREAD (ISO Metric Spec.)

DIA.	M16	M18	M20	M22	M24	M27	M30
Pitch	2.00	2.50	2.50	2.50	3.00	3.00	3.50

#### LENGTH mm

60	CSMZC881660	CSMZC881860	-	-	-	-	-
65	CSMZC881665	CSMZC881865	-	-	-	-	-
70	CSMZC881670	CSMZC881870	CSMZC882070	-	-	-	-
75	CSMZC881675	CSMZC881875	CSMZC882075	-	-	-	-
80	CSMZC881680	CSMZC881880	CSMZC882080	-	-	-	-
90	CSMZC881690	CSMZC881890	CSMZC882090	-	-	-	-
100	CSMZC8816100	CSMZC8818100	CSMZC8820100	-	-	-	-
110	CSMZC8816110	CSMZC8818110	CSMZC8820110	-	-	-	-
120	CSMZC8816120	CSMZC8818120	CSMZC8820120	-	-	-	-
130	CSMZC8816130	CSMZC8818130	CSMZC8820130	-	-	-	-
140	CSMZC8816140	CSMZC8818140	CSMZC8820140	-	-	-	-
150	-	-	-	-	-	-	-
160	-	-	-	-	-	-	-
180	-	-	-	-	-	-	-
200	-	-	-	-	-	-	-
220	-	-	-	-	-	-	-

= Sold in Packs of 25

= Sold in Packs of 50

= Sold in Packs of 100

FOR LARGER  
SIZES OR LENGTHS  
PLEASE PHONE  
& ENQUIRE

ASK FOR AVAILABILITY ON CLASS 9.8 & 10.9



The Fastener Group



# BOLTS, NUTS & WASHERS

## HEXAGON Cap Screws (Bolts Only)



**SAE GRADE 5** 24 SIZES - 180 PIECES

Bright Zinc Chromate Plated  
ALL COARSE THREAD INCH SIZES

13 sizes PARTIALLY THREADED  
11 sizes FULLY THREADED  
Shipping Weight: 12.75 lbs (5.87 kg)

Priced Singly



### Contents of Assortment

Part#	Qty.	Size	Qty.	Size
	15	1/4"-20 x 1/2"	4	3/8"-16 x 2-1/4"
	15	1/4"-20 x 3/4"	5	3/8"-16 x 2-1/2"
	10	1/4"-20 x 1"	5	7/16"-14 x 1"
	10	1/4"-20 x 1-1/2"	5	7/16"-14 x 1-1/2"
	10	1/4"-20 x 2"	5	7/16"-14 x 1-3/4"
	10	5/16"-18 x 5/8"	4	7/16"-14 x 2"
	10	5/16"-18 x 3/4"	5	7/16"-14 x 2-1/2"
	10	5/16"-18 x 1"	5	1/2"-13 x 1"
	10	5/16"-18 x 1-1/4"	5	1/2"-13 x 1-1/4"
	10	3/8"-16 x 1"	5	1/2"-13 x 1-1/2"
	10	3/8"-16 x 1-1/2"	3	1/2"-13 x 2"
	4	3/8"-16 x 2"	5	1/2"-13 x 2-1/2"

## HEXAGON Cap Screws - NUTS & ASSORTMENTS

**SAE GRADE 8** 20 SIZES - 750 PIECES Hex Cap Screws  
4 SIZES - 350 PIECES Hex Nuts

Zinc Plated & Dichromate Dipped  
Golden Alloy Finish  
ALL COARSE THREAD (UNC)

Furnished in a Large Size grey enamel steel drawer with hinged lid and catch.

### COARSE U.N.C.

Shipping Weight: 44.2 lbs (20.05 kg)



### Contents of Assortment

#		Thread	Length (in.)	Qty.
NC	NF	1/4"	1/2"	50
NC	NF	1/4"	3/4"	50
NC	NF	1/4"	1"	50
NC	NF	1/4"	1-1/2"	50
NC	NF	1/4"	2"	50
NC	NF	5/16"	1/2"	50
NC	NF	5/16"	5/8"	50
NC	NF	5/16"	3/4"	50
NC	NF	5/16"	1"	50
NC	NF	5/16"	1-1/4"	50
NC	NF	5/16"	2"	50
NC	NF	3/8"	1"	40
NC	NF	3/8"	1-1/2"	40
NC	NF	3/8"	2"	25
NC	NF	3/8"	2-1/4"	20
NC	NF	3/8"	2-1/2"	30
NC	NF	1/2"	1"	25
NC	NF	1/2"	1-1/4"	20
NC	NF	1/2"	1-1/2"	20
NC	NF	1/2"	2"	15
NC	NF	1/2"	2-1/2"	15
NC	NF	For 1/4"	Hex Nut	100
NC	NF	For 5/16"	Hex Nut	100
NC	NF	For 3/8"	Hex Nut	100
NC	NF	For 1/2"	Hex Nut	50

### FINE U.N.F.

Priced Singly

Shipping Weight: 42.8 lbs (19.40 kg)



FOR LARGER SIZES OR LENGTHS PLEASE PHONE & ENQUIRE



# BOLTS, NUTS & WASHERS

## HEXAGON Cap Screws - NUTS & WASHERS (BRASS)

24 SIZES - 1005 PIECES

ALL COARSE THREAD (UNC)



Furnished in a Large Size welded metal drawer with hinged lid and catch  
Shipping Weight: 32 lbs (14.52 kg)

Priced Singly



### Contents of Assortment

UNC Thread	Length (in.)	Qty.
1/4"-20	1/2"	25
1/4"-20	1"	25
1/4"-20	1-1/2"	25
1/4"-20	2"	25
5/16"-18	5/8"	25
5/16"-18	3/4"	25
5/16"-18	1"	25
3/8"-16	2"	25
3/8"-16	1"	40
3/8"-16	1-1/2"	30
3/8"-16	2"	15
3/8"-16	2-1/2"	15
1/2"-13	1"	15
1/2"-13	1-1/2"	10
1/2"-13	2"	5
1/2"-13	2-1/2"	5
1/4"-20	Hex Nut	100
5/16"-18	Hex Nut	100
3/8"-16	Hex Nut	100
1/2"-13	Hex Nut	35
For 1/4" Screw	Flat Washer	100
For 5/16" Screw	Flat Washer	100
For 3/8" Screw	Flat Washer	100
For 1/2" Screw	Flat Washer	35

## HEXAGON Cap Screws - NUTS & WASHERS (BRIGHT ZINC CHROMATE PLATED)

SAE GRADE **5**

23 SIZES - 1170 PIECES

ALL COARSE THREAD (UNC)



Furnished in a Large Size welded metal drawer with hinged lid and catch  
Shipping Weight: 34 lbs (15 kg)

Priced Singly



### Contents of Assortment

UNC Thread	Length (in.)	Qty.
1/4"-20	1/2"	30
1/4"-20	3/4"	30
1/4"-20	1"	30
1/4"-20	1-1/4"	30
1/4"-20	1-1/2"	30
3/8"-16	1"	30
3/8"-16	1-1/4"	30
3/8"-16	1-1/2"	30
3/8"-16	2"	20
3/8"-16	2-1/2"	20
1/2"-13	1-1/4"	20
1/2"-13	1-1/2"	15
1/2"-13	2"	15
1/2"-13	3"	15
1/4"-20	Hex Nut	100
3/8"-16	Hex Nut	100
1/2"-13	Hex Nut	75
For 1/4"	Split Lockwasher	100
For 3/8"	Split Lockwasher	100
For 1/2"	Split Lockwasher	75
For 1/4"	Flat Washer	100
For 3/8"	Flat Washer	100
For 1/2"	Flat Washer	75



FOR LARGER SIZES OR LENGTHS PLEASE PHONE & ENQUIRE

The Fastener Group





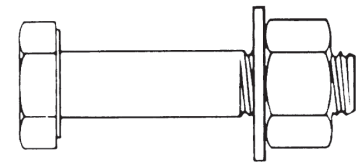
# BOLTS, NUTS & WASHERS

## Heavy Hex Structural Bolts

One Heavy Hex Bolt, one Heavy Hex Nut and one Hardened Washer Assembled.

Spec. ASTM A-325 Type 1 Plain.

Spec. ASTM A-325 Type 1 Hot  
 \*Galvanized and Type 3 Weathering Steel available but not stocked as well as Cadmium  
 We stock several Galvanized SKU's



Complete Assembly

1/2" Diameter UNC				Cont...	3/4" Diameter UNC				1" Diameter UNC			
Length Under Head (in.)	A-325 TYPE-1 Plain	A-325 TYPE-1 Galv.	Bulk Qty. (Approx.)	Length Under Head (in.)	A-325 TYPE-1 Plain	A-325 TYPE-1 Galv.	Bulk Qty. (Approx.)	Length Under Head (in.)	A-325 TYPE-1 Plain	A-325 TYPE-1 Galv.	Bulk Qty. (Approx.)	
1-1/4	SBB008020	SBG008020	900	3-3/4	SBB012060	SBG012060	200	2-1/4	SBB016036	SBG016036	140	
1-1/2	SBB008024	SBG008024	800	4	SBB012064	SBG012064	190	2-1/2	SBB016040	SBG016040	140	
1-3/4	SBB008028	SBG008028	750	4-1/4	SBB012068	SBG012068	170	2-3/4	SBB016044	SBG016044	130	
2	SBB008032	SBG008032	700	4-1/2	SBB012072	SBG012072	170	3	SBB016048	SBG016048	130	
2-1/4	SBB008036	SBG008036	650	4-3/4	SBB012076	SBG012076	150	3-1/4	SBB016052	SBG016052	120	
2-1/2	SBB008040	SBG008040	600	5	SBB012080	SBG012080	150	3-1/2	SBB016056	SBG016056	110	
2-3/4	SBB008044	SBG008044	550	5-1/4	-	-	-	3-3/4	SBB016060	SBG016060	110	
3	SBB008048	SBG008048	525	5-1/2	SBB012088	SBG012088	130	4	SBB016064	SBG016064	100	
3-1/4	-	-	500	5-3/4	-	-	-	4-1/4	SBB016068	SBG016068	90	
3-1/2	-	-	475	6	SBB012096	SBG012096	130	4-1/2	SBB016072	SBG016072	90	
<b>5/8" Diameter UNC</b>				6-1/2	SBB012104	SBG012104	120	4-3/4	SBB016076	SBG016076	85	
Length Under Head (in.)	A-325 TYPE-1 Plain	A-325 TYPE-1 Galv.	Bulk Qty. (Approx.)	7	SBB012112	SBG012112	110	5	SBB016080	SBG016080	85	
1-1/4	SBB010020	SBG010020	500	8	SBB012128	SBG012128	90	5-1/4	-	-	-	
1-1/2	SBB010024	SBG010024	500	<b>7/8" Diameter UNC</b>				5-1/2	SBB016088	SBG016088	80	
1-3/4	SBB010028	SBG010028	500	Length Under Head (in.)	A-325 TYPE-1 Plain	A-325 TYPE-1 Galv.	Bulk Qty. (Approx.)	5-3/4	-	-	-	
2	SBB010032	SBG010032	450	1-3/4	SBB014028	SBG014028	220	6	SBB016096	SBG016096	70	
2-1/4	SBB010036	SBG010036	400	2	SBB014032	SBG014032	200	6-1/2	SBB016104	SBG016104	65	
2-1/2	SBB010040	SBG010040	400	2-1/4	SBB014036	SBG014036	190	7	SBB016112	SBG016112	60	
2-3/4	SBB010044	SBG010044	350	2-1/2	SBB014040	SBG014040	180	8	SBB016128	SBG016128	50	
3	SBB010048	SBG010048	330	2-3/4	SBB014044	SBG014044	170	<b>1-1/8" Diameter UNC</b>				
3-1/4	SBB010052	SBG010052	300	3	SBB014048	SBG014048	160	Length Under Head (in.)	A-325 TYPE-1 Plain	A-325 TYPE-1 Galv.	Bulk Qty. (Approx.)	
3-1/2	SBB010056	SBG010056	300	3-1/4	SBB014052	SBG014052	150	3	SBB018048	SBG018048	90	
3-3/4	SBB010060	SBG010060	260	3-1/2	SBB014056	SBG014056	150	3-1/2	SBB018056	SBG018056	85	
4	SBB010064	SBG010064	260	3-3/4	SBB014060	SBG014060	140	4	SBB018064	SBG018064	80	
4-1/2	SBB010072	SBG010072	230	4	SBB014064	SBG014064	130	4-1/2	SBB018072	SBG018072	75	
<b>3/4" Diameter UNC</b>				4-1/4	SBB014068	SBG014068	120	5	SBB018080	SBG018080	70	
Length Under Head (in.)	A-325 TYPE-1 Plain	A-325 TYPE-1 Galv.	Bulk Qty. (Approx.)	4-1/2	SBB014072	SBG014072	120	5-1/2	SBB018088	SBG018088	65	
1-1/2	SBB012024	SBG012024	340	4-3/4	SBB014076	SBG014076	110	6	SBB018096	SBG018096	60	
1-3/4	SBB012028	SBG012024	300	5	SBB014080	SBG014080	110	<b>1-1/4" Diameter UNC</b>				
2	SBB012032	SBG012024	300	5-1/4	-	-	100	Length Under Head (in.)	A-325 TYPE-1 Plain	A-325 TYPE-1 Galv.	Bulk Qty. (Approx.)	
2-1/4	SBB012036	SBG012024	270	5-1/2	SBB014088	SBG014088	100	3-1/2	SBB020056	SBG020056	65	
2-1/2	SBB012040	SBG012024	260	5-3/4	-	-	90	4	SBB020064	SBG020064	60	
2-3/4	SBB012044	SBG012024	250	6	SBB014096	SBG014096	90	4-1/2	SBB020072	SBG020072	55	
3	SBB012048	SBG012024	230	6-1/2	SBB014104	SBG014104	90	5	SBB020080	SBG020080	50	
3-1/4	SBB012052	SBG012024	220	7	SBB014112	SBG014112	75	5-1/2	SBB020088	SBG020088	45	
3-1/2	SBB012056	SBG012024	210	8	SBB014128	SBG014128	65	6	SBB020096	SBG020096	40	

Cont...



FOR LARGER SIZES OR LENGTHS PLEASE PHONE & ENQUIRE



# BOLTS, NUTS & WASHERS

## TENSION CONTROL BOLTS

### Alloy STEEL - Mild STEEL


Tension Control Bolts and the innovative Shear Wrench system are the lowest cost method of properly installing High Strength Friction Grip/Pre-loaded Bolts.

TCBs as they are commonly known throughout the world, are replacing conventional high strength friction grip bolts and swaged collar rivets simply because they are quick and easy to install using lightweight Electric Shear Wrenches. Guaranteed tension together with visual inspection removes the likelihood of operator error and ensures engineers that connections are tightened in accordance with specifications.

High strength TCBs are used in a wide range of applications from bridge splice plates to beam-to-column connections, from stadia roof trusses to rail switches and crossings.

The combination of superior tensile strength together with phenomenal ductility result in a universal bolt that can be employed in almost all steelwork connections.

Efficient, safe, easy and quiet to install - TCBs are corrosion resistant and eco-friendly fasteners



### ASTM F1852. A325-1 TC Bolts/A563 DH Nuts/F436-1 Washers

Size	Keg Quantity	Part Number	Size	Keg Quantity	Part Number	Size	Keg Quantity	Part Number
3/4 X 1 3/4	300	39032	<i>Cont...</i>			<i>Cont...</i>		
3/4 X 2	280	38942	7/8 X 2	200	39202	1 X 2 1/4	130	39245
3/4 X 2 1/4	270	39041	7/8 X 2 1/4	190	39231	1 X 2 1/2	120	39246
3/4 X 2 1/2	250	39209	7/8 X 2 1/2	180	39232	1 X 2 3/4	120	39201
3/4 X 2 3/4	250	39210	7/8 X 2 3/4	160	39233	1 X 3	110	39247
3/4 X 3	220	39212	7/8 X 3	155	39234	1 X 3 1/4	110	39216
3/4 X 3 1/4	210	39214	7/8 X 3 1/4	150	39235	1 X 3 1/2	100	39248
3/4 X 3 1/2	200	38943	7/8 X 3 1/2	140	39236	1 X 3 3/4	100	39217
3/4 X 3 3/4	190	38944	7/8 X 3 3/4	140	39237	1 X 4	90	39249
3/4 X 4	170	39215	7/8 X 4	130	39238	1 X 4 1/4	90	39199
3/4 X 4 1/4	170	38945	7/8 X 4 1/4	130	39239	1 X 4 1/2	80	39250
3/4 X 4 1/2	170	39226	7/8 X 4 1/2	120	39240	1 X 4 3/4	80	39251
3/4 X 4 3/4	160	39227	7/8 X 4 3/4	110	39241	1 X 5	80	39252
3/4 X 5	150	39228	7/8 X 5	110	39242	1 X 5 1/2	70	39253
3/4 X 5 1/2	140	39229	7/8 X 5 1/2	100	39243	1 X 6	60	39254
3/4 X 6	130	39230	7/8 X 6	90	39244			

3/4, 7/8, 1" & 1 1/8 diameters available in ASTM J2280 (A490) Assemblies



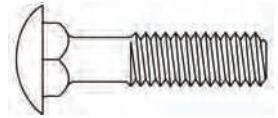
# BOLTS, NUTS & WASHERS

## CARRIAGE BOLTS ZINC PLATED GR.2

## Round Head Square Neck Carriage Bolts THREAD CLASS 2A FIT MINIMUM THREAD LENGTH

Up to 6" long: Twice dia. plus 1/4"  
Over 6" long: Twice dia. plus 1/2"

**\*GRADE 5 ALSO AVAILABLE\***



ASME/ANSI B18.5

Length is measured under head to end

DIA.	1/4"	5/16"	3/8"	7/16"	1/2"	5/8"	3/4"
THD.	20	18	16	14	13	11	10
<i>LENGTH</i>							
1/2	CBZ04008	-	-	-	-	-	-
3/4	CBZ04012	CBZ005012	CBZ006012	-	-	-	-
1	CBZ04016	CBZ005016	CBZ006016	-	CBZ008016	CBZ010016	-
1-1/4	CBZ04020	CBZ005020	CBZ006020	-	CBZ008020	CBZ010020	-
1-1/2	CBZ04024	CBZ005024	CBZ006024	CBZ007024	CBZ008024	CBZ010024	-
1-3/4	CBZ04028	CBZ005028	CBZ006028	CBZ007028	-	-	-
2	CBZ04032	CBZ005032	CBZ006032	CBZ007032	CBZ008032	CBZ010032	-
2-1/4	CBZ04036	CBZ005036	CBZ006036	-	-	-	-
2-1/2	CBZ04040	CBZ005040	CBZ006040	CBZ007040	CBZ008040	CBZ010040	-
3	CBZ04048	CBZ005048	CBZ006048	CBZ007048	CBZ008048	CBZ010048	-
3-1/2	CBZ04056	CBZ005056	CBZ006056	CBZ007056	CBZ008056	CBZ010056	-
4	CBZ04064	CBZ005064	CBZ006064	-	CBZ008064	CBZ010064	-
4-1/2	CBZ04072	CBZ005072	CBZ006072	-	CBZ008072	CBZ010072	-
5	CBZ04080	CBZ005080	CBZ006080	-	CBZ008080	CBZ010080	-
5-1/2	CBZ04088	CBZ005088	CBZ006088	-	CBZ008088	CBZ010088	-
6	CBZ04096	CBZ005096	CBZ006096	-	CBZ008096	CBZ010096	-
6-1/2	-	-	CBZ006104	-	CBZ008104	CBZ010104	-
7	CBZ04112	-	CBZ006112	-	CBZ008112	CBZ010112	-
8	CBZ04128	-	CBZ006128	-	CBZ008128	CBZ010128	-
9	-	-	CBZ006144	-	CBZ008144	CBZ010144	-
10	-	-	CBZ006160	-	CBZ008160	CBZ010160	-
11	-	-	CBZ006176	-	CBZ008176	CBZ010176	-
12	-	-	CBZ006192	-	CBZ008192	CBZ010192	-

AVAILABLE UPON REQUEST

## LAG SCREWS ZINC PLATED

## Hex Head Lag Screws

DIA.	1/4"	5/16"	3/8"	7/16"	1/2"	5/8"	3/4"
<i>LENGTH</i>							
1	LSZ004016	LSZ005016	LSZ006016	-	-	-	-
1-1/4	LSZ004020	LSZ005020	LSZ006020	-	-	-	-
1-1/2	LSZ004024	LSZ005024	LSZ006024	-	-	-	-
1-3/4	LSZ004028	LSZ005028	LSZ006028	-	-	-	-
2	LSZ004032	LSZ005032	LSZ006032	-	LSZ008032	-	-
2-1/4	-	-	-	-	-	-	-
2-1/2	LSZ004040	LSZ005040	LSZ006040	-	LSZ008040	LSZ010040	-
3	LSZ004048	LSZ005048	LSZ006048	-	LSZ008048	LSZ010048	-
3-1/2	LSZ004056	LSZ005056	LSZ006056	-	LSZ008056	LSZ010056	LSZ012056
4	LSZ004064	LSZ005064	LSZ006064	-	LSZ008064	LSZ010064	LSZ012064
4-1/2	LSZ004072	LSZ005072	LSZ006072	-	LSZ008072	-	-
5	LSZ004080	LSZ005080	LSZ006080	-	LSZ008080	LSZ010080	LSZ012080
5-1/2	LSZ004088	LSZ005088	LSZ006088	-	LSZ008088	-	-
6	LSZ004096	LSZ005096	LSZ006096	-	LSZ008096	LSZ010096	LSZ012096
7	-	-	LSZ006112	-	LSZ008112	-	-
8	-	-	LSZ006128	-	LSZ008128	LSZ010128	LSZ012128
9	-	-	-	-	-	LSZ010144	LSZ012144
10	-	-	LSZ006160	-	LSZ008160	LSZ010160	LSZ012160
12	-	-	LSZ006192	-	LSZ008192	LSZ010192	LSZ012192

ASK FOR AVAILABILITY ON SIZES NOT LISTED

PLAIN STEEL & GALVANIZED ALSO AVAILABLE



The Fastener Group

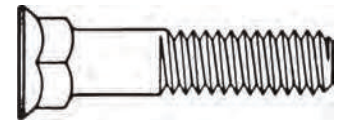


# BOLTS, NUTS & WASHERS

## PLOW BOLTS ZINC PLATED

### No. 3 REGULAR HEAD

80-deg. Round, Countersunk, Square Neck  
COARSE THREAD (UNC)  
ASME/ANSI B18.9



DIA.	3/8"	7/16"	1/2"	5/8"	5/8"
THD.	16	14	13	1	1
Wrench Size					

**S.A.E. GRADE 5**  
C1035-1041 MEDIUM CARBON STEEL

**S.A.E. GRADE 8**  
ALLOY STEEL HEAT TREATED

*LENGTH*

1	PBZ006016	-	-	-
1-1/4	PBZ006020	PBZ007020	PBZ008020	-
1-1/2	-	-	PBZ008024	-
1-3/4	PBZ006028	PBZ007028	PBZ008028	-
2	PBZ006032	PBZ007032	PBZ008032	-
2-1/4	-	PBZ007036	-	-
2-1/2	PBZ006040	PBZ007040	-	-
3	-	PBZ007048	-	-
3-1/2	-	-	-	-

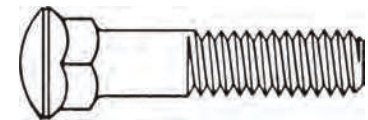
**UPON REQUEST**

**ASK FOR AVAILABILITY ON SIZES NOT LISTED**

## SCRAPER (BLADE) BOLTS HIGH STRENGTH STEEL S.A.E. Grade 8

### No. 3D DOME HEAD

Tensile strength 160,000 lbs. per sq. in.  
COARSE THREAD (UNC)



DIA.	5/8"	3/4"	7/8"	1"
THD.	11	10	9	8
Wrench Size				

*LENGTH*

1	SCR010032	-	-	-
1-1/4	SCR010036	SCR012036	-	-
1-1/2	SCR010040	SCR012040	SCR014040	-
1-3/4	-	SCR012044	SCR014044	SCR016044
2	-	SCR012048	SCR014048	SCR016048
2-1/4	-	-	-	-
2-1/2	-	-	-	-
3	-	-	-	-
3-1/2	-	-	-	-

**ASK FOR AVAILABILITY ON SIZES NOT LISTED**

## SPRING CENTRE BOLTS SPECIAL STEEL, HEAT TREATED, BLACK FINISH

FILLISTER UNSLOTTED HEAD  
FINE THREAD (UNF - S.A.E.)

**UPON REQUEST**

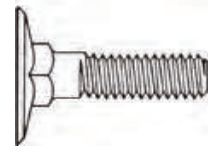




# BOLTS, NUTS & WASHERS

## ELEVATOR BOLTS PLAIN STEEL

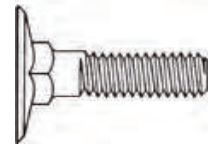
NOT PLATED  
LARGE HEAD  
COARSE THREAD (UNC)—2A  
ASME/ANSI B18.5



DIA.	1/4"	5/16"	3/8"
THD.	20	18	16
<b>Wrench Size</b>			
<i>LENGTH</i>			
3/4	-	-	-
1	EBB004016	EBB005016	-
1-1/4	EBB004020	EBB005020	EBB006020
1-1/2	EBB004024	EBB005024	EBB006024
2	EBB004032	-	EBB006032
2-1/4	-	-	-
2-1/2	-	-	-

## 18-8 STAINLESS STEEL

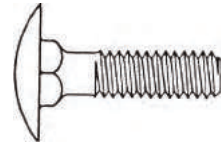
UPON REQUEST



## STEP BOLTS PLAIN STEEL and ZINC PLATED

LARGE HEAD  
COARSE THREAD (UNC)—2A  
ASME/ANSI B18.5

UPON REQUEST





# BOLTS, NUTS & WASHERS


## ALL THREAD ROD Alloy STEEL - Mild STEEL

The versatile do-it-yourself rod for making Ubolts, eye-bolts, hangers, ladder rungs, and many types of special items. Cold-drawn steel bends easily without heating. Just cut to desired length and use.

### INCH SIZES

Grade: C1010 (or better)  
ASTM spec A-307

MINIMUM TENSILE STRENGTH (PSI)  
50,000 to 60,000 PSI



Finishes: Plain & Zinc Plated

All Threaded Rods shown below are priced singly.

THREAD	Zinc Pltd. 36" Lgth.	Zinc Pltd. 120" Lgth.	Plain 144" Lgth. (Right-Hand Threads / Threaded Full Length)
4-40	x	-	-
5-40	x	-	-
6-32	x	-	-
8-32	x	-	-
10-24	x	-	-
10-32	x	-	-
12-24	x	-	-
1/4"-20	x	x	x
1/4"-28	x	-	-
5/16"-18	x	x	x
5/16"-24	x	-	-
3/8"-16	x	x	x
3/8"-24	x	-	-
7/16"-14	x	-	-
7/16"-20	x	-	-
1/2"-13	x	x	x
1/2"-20	x	-	-
9/16"-12	-	-	-
9/16"-18	-	-	-
5/8"-11	x	x	x
5/8"-18	x	-	-
3/4"-10	x	x	x
3/4"-16	x	-	-
7/8"-9	x	x	x
7/8"-14	x	-	-
1"-8	x	x	x
1"-14	-	-	-
1-1/8"-7	x	-	x
1-1/8" 12	-	-	-
1-1/4"-7	x	-	x
1-1/4"-12	-	-	-

ALSO AVAILABLE IN

**BRASS -**  
36" LENGTHS

**18-8 and 316 STAINLESS STEEL -**  
36" LENGTHS

**ALUMINUM -**  
Alloy Grade 6061-T6 (ASTM) - 36" & 72" LENGTHS

**NYLON -**  
48" LENGTHS (Polyamid 6/6)

x = Stocking      - = Non Stock

## WE ALSO OFFER...

PLAIN 36"

NC & NF YELLOW ZINC DICHROMATE 36"

1/4" - 1 1/2" DIA.




FOR LARGER  
SIZES OR LENGTHS  
PLEASE PHONE  
& ENQUIRE



# BOLTS, NUTS & WASHERS

## ACME Threaded Rod C1018 Steel

Plain Finish  
29° ACME THREAD  
Fully Threaded in 36" Lengths



Finishes: Plain & Zinc Plated

Part #	Diameter and T.P.I.
<b>AVAILABLE UPON REQUEST</b>	3/8"-12
	1/2"-10
	5/8"-8
	3/4"-6
	7/8"-6
	1"-5
	1-1/8"-5
	1-1/4"-5
	1-1/2"-4
	2"-4

## ACME Hexagon Nuts C1018 Steel

Plain Finish - ACME THREADS-Right Hand



Part #	Diameter and T.P.I.
<b>AVAILABLE UPON REQUEST</b>	3/8"-12
	1/2"-10
	5/8"-8
	3/4"-6
	7/8"-6
	1"-5
	1-1/8"-5
	1-1/4"-5
	1-1/2"-4
	2"-4

## B7 Alloy Steel Studs Full Right Hand Threaded

Inch Sizes - UNC Coarse Thread  
\*Sizes up to 1" nominal size UNC Class 2A fit.  
1" and over nominal size 8-UN Class 2A fit.

Heat Treated  
Chromium - Molybdenum Alloy Steel  
Quench and Tempered  
For High Temperature Service



Conforms to ASTM A193 - Grade B7  
Minimum Tensile Strength: 125,000 PSI (860 Mpa.)

	1/2"-13	5/8"-11	3/4"-10	7/8"-9	1"-8	1-1/8"-8	1-1/4"-8	1-3/8"-8	1-1/2"-8
	Part #	Part #	Part #	Part #	Part #	Part #	Part #	Part #	Part #
LENGTH (in.)									
1-3/4	x	x	x	-	-	-	-	-	-
2	x	x	x	-	-	-	-	-	-
2-1/2	x	x	x	-	-	-	-	-	-
3	x	x	x	x	-	-	-	-	-
3-1/2	x	x	x	x	-	-	-	-	-
4	x	x	x	x	x	-	-	-	-
4-1/2	x	x	x	x	x	-	-	-	-
5	x	x	x	x	x	x	-	-	-
6	x	x	x	x	x	x	-	-	x
7	-	x	x	x	x	x	x	x	x
8	-	x	x	x	x	x	x	x	x
9	-	-	x	x	x	x	x	x	x

x = Stocking      - = Non Stock

ASK FOR AVAILABILITY ON SIZES NOT LISTED

FOR LARGER  
SIZES OR LENGTHS  
PLEASE PHONE  
& ENQUIRE

ALSO AVAILABLE B7M, L7, L7M, S3, B8, B8M

The Fastener Group



# BOLTS, NUTS & WASHERS

## HEX SOCKET CAP SCREWS



### Socket Head Cap Screws

#### UNRC COARSE THREAD SERIES 1960 SERIES

HEAT TREATED ALLOY STEEL • UNIFIED 3A THREAD FIT  
MEETS ASME/ANSI B18.3 AND ASTM A574

#### COARSE METRIC THREAD (ISO Metric Spec.)

Dia.	Length	Part#	Pkg. Qty.	Dia.	Length	Part#	Pkg. Qty.	Dia.	Length	Part#	Pkg. Qty.			
<b>#2 - 56</b>	3/16"	-	100	<i>Cont...</i>	1-1/4"	BRI011091	100	<i>Cont...</i>	7/8"	BRI011201	100			
	1/4"	-	100		1-1/2"	BRI011093	100		1"	BRI011203	100			
	3/8"	-	100		1-3/4"	-	100		1-1/4"	BRI011205	100			
5/64" Key	1/2"	-	100	<b>#3 - 48</b>	2"	-	100	3/8"	1-1/2"	BRI011207	100			
	3/16"	-	100		2-1/2"	-	100		1-3/4"	BRI011209	100			
	1/4"	-	100		<b>#10 - 24</b>	1/4"	-		100	2"	BRI011211	100		
3/8"	-	100	3/8"	BRI011101		100	2-1/4"	BRI011213	100					
5/64" Key	1/2"	-	100	1/2"		BRI011103	100	2-1/2"	BRI011215	100				
<b>#4 - 40</b>	3/16"	-	100	5/32" Key	5/8"	BRI011105	100	2-3/4"	BRI011217	100	3"	BRI011219	100	
	1/4"	BRI011033	100		3/4"	BRI011107	100		3-1/4"	-		50		
	5/16"	-	100		7/8"	BRI011109	100		3-1/2"	BRI011223		50		
3/32" Key	3/8"	BRI011035	100	1-1/4"	1"	BRI011111	100	33/4"	-	50	<b>3/8" - 16</b>	4"	BRI011223	50
	1/2"	BRI011037	100		1-1/4"	BRI011113	100		1/2"	BRI011247		100		
	5/8"	BRI011039	100		1-1/2"	BRI011115	100		5/8"	BRI011249		100		
<b>#5 - 40</b>	3/4"	BRI011041	100	2"	1-3/4"	BRI011117	100	3/4"	BRI011251	100	5/16" Key	7/8"	BRI011253	100
	7/8"	-	100		2-1/4"	-	100		1"	BRI011255		100		
	1"	-	100		2-1/2"	-	100		1-1/4"	BRI011257		100		
1-1/4"	1-1/4"	-	100	2-3/4"	3"	-	100	1-1/2"	BRI011259	100	1-3/4"	BRI011261	50	
	1/4"	BRI011043	100		<b>1/4" - 20</b>	1/4"	-		100	2"		BRI011263	50	
	5/16"	-	100			3/8"	BRI011143		100	2-1/4"		BRI011265	50	
3/8"	-	100	3/16" Key	1/2"		BRI011145	100	2-1/2"	BRI011267	50				
3/32" Key	1/2"	BRI011047		100	5/8"	BRI011147	100	2-3/4"	BRI011269	50				
5/8"	-	100		3/4"	BRI011149	100	3"	BRI011271	50					
<b>#6 - 32</b>	3/4"	BRI011051	100	7/8"	1"	BRI011153	100	3-1/4"	BRI011273	50	<b>3/8" - 16</b>	4-1/2"	BRI011279	50
	1"	-	100		1-1/4"	BRI011155	100		5/16" Key	5"		BRI011281	50	
	1/4"	BRI011053	100		1-1/2"	BRI011157	100		5-1/2"	-		50		
5/16"	3/8"	BRI011055	100	2-1/2"	1-3/4"	BRI011159	100	6"	BRI011282	50	<b>7/16" - 14</b>	1/2"	BRI011307	100
	3/8"	BRI011057	100		2"	BRI011161	100		5/8"	-		100		
	7/64" Key	1/2"	BRI011057		100	2-1/4"	BRI011163		100	3/4"		BRI011311	100	
5/8"	5/8"	-	100	2-1/2"	2-1/4"	BRI011165	100	7/8"	BRI011313	100	3/8" Key	1"	BRI011315	100
	3/4"	BRI011061	100		2-3/4"	BRI011167	100		1-1/4"	K35810317		50		
	7/8"	-	100		<b>1/4" - 20</b>	3"	BRI011169		100	1-1/2"		BRI011319	50	
1"	BRI011065	100	3-1/4"	-		100	1-3/4"	-	50					
1-1/4"	-	100	3/16" Key	3-1/2"		-	100	2"	BRI011323	50				
1-1/2"	-	100		3-3/4"	-	100	<b>#8 - 32</b>	5/8"	-	100				
1-3/4"	-	100		4"	-	100		3/8"	BRI011079	100				
2"	-	100	41/2"	-	50	9/64" Key		1/2"	BRI011081	100				
<b>#8 - 32</b>	1/4"	BRI011077	100	<b>1/4" - 20</b>	3"		BRI011169	100	5/8"	BRI011083	100			
	5/16"	-	100		3-1/4"		-	100	3/4"	BRI011085	100			
	3/8"	BRI011079	100		3-1/2"	-	100	7/8"	-	100				
5/8"	1/2"	BRI011081	100	3/16" Key	3-1/2"	-	100	<b>5/16" - 18</b>	3/8"	BRI011193	100			
	5/8"	BRI011083	100		3-3/4"	-	100		1/2"	BRI011195	100			
	7/8"	-	100		4"	-	100		5/8"	BRI011197	100			
9/64" Key	1/2"	BRI011081	100	5/16" Key	3/4"	BRI011199	100	1/4" Key	3/4"	BRI011199	100			
	5/8"	BRI011083	100		3/8"	BRI011193	100		<b>#10 - 24</b>	1/2"	BRI011195	100		
	3/4"	BRI011085	100		1/2"	BRI011195	100			3/8"	BRI011197	100		
7/8"	-	100	1/4"	BRI011199	100	1/4"	BRI011199	100						
1"	BRI011089	100												

ASK FOR SIZES NOT LISTED







# BOLTS, NUTS & WASHERS

## HEX SOCKET CAP SCREWS

Cont...

Class 2A Threads

### Socket Head Cap Screws



#### UNRC COARSE THREAD SERIES

##### 1960 SERIES

HEAT TREATED ALLOY STEEL • UNIFIED 3A THREAD FIT  
MEETS ASME/ANSI B18.3 AND ASTM A574

#### COARSE METRIC THREAD (ISO Metric Spec.)

Dia.	Length	Part#	Pkg. Qty.	Dia.	Length	Part#	Pkg. Qty.	Dia.	Length	Part#	Pkg. Qty.			
<i>Cont...</i>				<i>Cont...</i>				<i>Cont...</i>						
<b>7/16" - 14</b>	2-1/4"	-	50	4"	BRI011431	25	<b>1" - 8</b>	2"	BRI011525	10				
	2-1/2"	BRI011327	50		4-1/2"	BRI011433		20	2-1/4"	BRI011527	10			
	2-3/4"	-	25		5"	BRI011435		20	3/4" Key	2-1/2"	BRI011529	10		
	3"	BRI011331	25		5-1/2"	BRI011437		10		2-3/4"	BRI011531	10		
	3-1/2"	BRI011335	25		6"	BRI011439		10	3"	BRI011533	10			
	4"	BRI011337	25		6-1/2"	BRI011441		10	3-1/4"	-	10			
	4-1/2"	-	25		7"	BRI011443		10	3-1/2"	BRI011537	10			
	5"	-	25		7-1/2"	-		10	3-3/4"	-	10			
	<b>1/2" - 13</b>	1/2"	-		50	8"		BRI011445	10	4"	BRI011539	10		
		5/8"	-		50	<b>3/4" - 10</b>		1-1/4"	BRI011459	25	4-1/2"	BRI011541	10	
		3/4"	BRI011351		50			1-1/2"	BRI011461	25	5"	BRI011543	10	
		3/8" Key	7/8"		BRI011353			50	1-3/4"	BRI011463	25	5-1/2"	-	10
			1"		BRI011355			50	5/8" Key	2"	BRI011465	25	6"	BRI011547
		1-1/4"	BRI011357		50			2-1/4"		BRI011467	25	6-1/2"	BRI011549	10
		1-1/2"	BRI011359		50			2-1/2"	BRI011469	25	7"	BRI011551	10	
		1-3/4"	BRI011361		50			2-3/4"	BRI011471	25	7-1/2"	-	10	
2"		BRI011363	50	3"	BRI011473		25	8"	-	10				
2-1/4"		BRI011365	25	3-1/4"	-		25	<b>1-1/4" - 7</b>	3"	BRI011557	1			
2-1/2"		BRI011367	25	3-1/2"	BRI011477		25		3-1/2"	BRI011559	1			
2-3/4"		BRI011369	25	3-3/4"	-		25		4"	BRI011561	1			
3"		BRI011371	25	4"	BRI011479		25		4-1/2"	BRI011563	1			
3-1/4"		BRI011373	25	4-1/2"	BRI011481		20		5"	BRI011565	1			
3-1/2"		BRI011375	25	5"	BRI011483		20		5-1/2"	BRI011567	1			
3-3/4"		-	25	5-1/2"	BRI011485		10		6"	BRI011569	1			
4"	BRI011377	25	6"	BRI011487	10		6-1/2"		BRI011571	1				
4-1/2"	BRI011379	25	6-1/2"	BRI011489	10	7"	-		1					
5"	BRI011381	25	7"	BRI011491	10	8"	-		1					
5-1/2"	BRI011383	25	7-1/2"	-	10	7/8" Key	9"		-	1				
6"	BRI011385	25	8"	-	10		10"		-	1				
6-1/2"	-	10	<b>7/8" - 9</b>	2"	BRI011495	10	11"		-	1				
7"	-	10		2-1/4"	BRI011497	10	<b>1-1/2" - 6</b>		3-1/2"	-	1			
7-1/2"	-	10		2-1/2"	BRI011499	10			4"	-	1			
8"	-	10		3/4" Key	2-3/4"	-			10	4-1/2"	-	1		
<b>5/8" - 11</b>	1"	BRI011409			25	3"		BRI011503	10	5"	-	1		
	1-1/4"	BRI011411		25	3-1/4"	-		10	5-1/2"	-	1			
	1-1/2"	BRI011413		25	3-1/2"	BRI011507		10	6"	-	1			
	1/2" Key	1-3/4"		BRI011415	25	4"		BRI011509	10	6-1/2"	-	1		
		2"		BRI011417	25	<b>7/8" - 9</b>		4-1/2"	BRI011511	10	7"	-	1	
	2-1/4"	BRI011419		25	5"			BRI011513	10	1" Key	8"	-	1	
	2-1/2"	BRI011421		25	3/4" Key			5-1/2"	-		10	6"	BRI011517	10
	2-3/4"	BRI011423		25				6"	BRI011517	10	7"	BRI011521	10	
	3"	BRI011425		25	7"			BRI011521	10	8"	BRI011523	10		
	3-1/4"	BRI011427		25	8"			BRI011523	10	<b>1" - 8</b>	1-3/4"	-	10	
	3-1/2"	BRI011429		25	1-3/4"			-	10					

ASK FOR SIZES NOT LISTED



The Fastener Group



# BOLTS, NUTS & WASHERS

## FLAT HEAD SOCKET CAP SCREWS

### UNRC COARSE THREAD

HEAT TREATED ALLOY STEEL • UNIFIED 3A THREAD FIT  
MEETS ASME/ANSI B18.3 AND ASTM F835

Sold in full packages only.



Dia.				Dia.				Dia.			
Key				Key				Key			
Size	Length	Part#	Pkg. Qty.	Size	Length	Part#	Pkg. Qty.	Size	Length	Part#	Pkg. Qty.
<b>#4 - 40</b>	1/4"	AVAILABLE	100	Cont...				Cont...			
	3/8"		100		1-1/2"	-	100		2-1/4"	BRI211221	50
	1/2"		100	<b>1/4" - 20</b>	3/8"	BRI211103	100		2-1/2"	BRI211223	50
1/16" Key		BY			1/2"	BRI211105	100		3"	BRI211225	50
	5/8"		100		5/8"	BRI211107	100	<b>7/16" - 14</b>	3/4"	-	100
	3/4"		100	5/32" Key	3/4"	BRI211109	100		-	-	100
<b>#5 - 40</b>	1/4"	REQUEST	100		1"	BRI211111	100	1/4" Key	1-1/4"	-	50
	3/8"	-	100		1-1/4"	BRI211113	100		1-1/2"	-	50
	1/2"	-	100		1-1/2"	BRI211115	100	<b>1/2" - 13</b>	3/4"	BRI211289	50
5/64" Key					1-3/4"	BRI211117	100		1"	BRI211291	50
	5/8"	-	100		2"	BRI211119	100		1-1/4"	BRI211293	50
	3/4"	-	100	<b>5/16" - 18</b>	1/2"	BRI211157	100	5/16" Key	1-1/2"	BRI211295	50
<b>#6 - 32</b>	1/4"	BRI211031	100		5/8"	BRI211159	100		1-3/4"	BRI211297	50
	3/8"	-	100		3/4"	BRI211161	100		2"	BRI211299	50
	1/2"	BRI211037	100	3/16" Key	1"	BRI211163	100		2-1/4"	BRI211301	25
5/64" Key					1-1/4"	BRI211165	100		2-1/2"	BRI211302	25
	5/8"	-	100		1-1/2"	BRI211167	100		3"	BRI211305	25
	3/4"	-	100		1-3/4"	BRI211169	100	<b>5/8" - 11</b>	1-1/4"	-	25
<b>#8 - 32</b>	3/8"	BRI211046	100		2"	BRI211171	100		1-1/2"	BRI211340	25
	1/2"	BRI211049	100		2-1/4"	BRI211173	100		1-3/4"	BRI211343	25
	5/8"	-	100		2-1/2"	BRI211175	100	3/8" Key	2"	BRI211346	25
	1"	-	100	<b>3/8" - 16</b>	1/2"	BRI211205	100		2-1/4"	BRI211349	25
3/32" Key	3/4"	BRI211055	100		5/8"	BRI211207	100		2-1/2"	BRI211352	25
	1"	BRI211058	100		3/4"	BRI211209	100		3"	BRI211358	25
<b>#10 - 24</b>	3/8"	BRI211061	100	7/32" Key	1"	BRI211211	100	<b>3/4" - 10</b>	1-1/2"	BRI211365	25
	1/2"	BRI211063	100		1-1/4"	BRI211213	100		1-3/4"	BRI211367	25
	5/8"	-	100		1-1/2"	BRI211215	100		2"	BRI211369	25
1/8" Key	3/4"	BRI211063	100		1-3/4"	BRI211217	50	1/2" Key	2-1/2"	BRI211376	25
	1"	BRI211069	100		2"	BRI211219	50		3"	BRI211382	25
	1-1/4"	BRI211071	100								

## FLAT HEAD SOCKET CAP SCREWS

### UNRF FINE THREAD

HEAT TREATED ALLOY STEEL • UNIFIED 3A THREAD FIT  
MEETS ASME/ANSI B18.3 AND ASTM F835



Dia.				Dia.				Dia.			
Key				Key				Key			
Size	Length	Part#	Pkg. Qty.	Size	Length	Part#	Pkg. Qty.	Size	Length	Part#	Pkg. Qty.
<b>#10 - 32</b>	3/8"	BRI211075	100	5/32" Key	3/4"	BRI211127	100	Cont...	3/4"	BRI211299	100
	1/2"	BRI211077	100		1"	-	100		1"	BRI211231	100
	5/8"	BRI211079	100	<b>1/4" - 28</b>	1-1/4"	BRI211131	100	7/32" Key	1-1/4"	BRI211233	100
1/8" Key	3/4"	BRI211081	100		1-1/2"	BRI211133	100		1-1/2"	BRI211235	100
	1"	BRI211083	100	<b>5/16" - 24</b>	1/2"	BRI211177	100	<b>1/2" - 20</b>	3/4"	-	50
	1-1/4"	BRI211085	100		5/8"	-	100		1"	BRI211309	50
	1-1/2"	BRI211087	100		3/4"	-	100		1-1/4"	-	50
<b>1/4" - 28</b>	3/8"	BRI211121	100	3/16" Key	1"	-	100	5/16" Key	1-1/2"	-	50
	1/2"	-	100		1-1/4"	BRI211185	100		1-3/4"	BRI211315	50
	5/8"	-	100	<b>3/8" - 24</b>	5/8"	-	100		2"	BRI211317	50





# BOLTS, NUTS & WASHERS

## BUTTON HEAD CAP SCREWS

**COARSE THREAD and FINE THREAD SERIES**  
 HEAT TREATED ALLOY STEEL  
 UNIFIED 3A THREAD FIT  
 MEETS ASME/ANSI B18.3 and ASTM F835



### UNRC COURSE THREADS

### UNRF FINE THREADS

Dia.	Length	Part#	Pkg. Qty.	Dia.	Length	Part#	Pkg. Qty.	Dia.	Length	Part#	Pkg. Qty.
Key				Key				Key			
Size				Size				Size			
<b>#4 - 40</b>	1/4"	BRI201017	100		1/2"	BRI201095	100		1-1/2"	BRI201220	25
	3/8"	-	100		5/8"	BRI201097	100	3/8" Key	2"	BRI201223	25
	1/2"	-	100	5/32" Key	3/4"	BRI201099	100	<b>#10 - 32</b>	1/4"	BRI201067	100
1/16" Key				7/8"	BRI201101	50	3/8"		BRI201069	100	
<b>#6 - 32</b>	1/4"	BRI201020	100		1"	BRI201103	50	1/2"	BRI201071	100	
	3/8"	-	100	<b>5/16" - 18</b>	3/8"	BRI201130	100	1/8" Key	5/8"	BRI201073	100
	1/2"	-	100		1/2"	BRI201133	100	3/4"	BRI201075	100	
5/64" Key				5/8"	BRI201135	100		7/8"	-	50	
<b>#8 - 32</b>	1/4"	BRI201024	100	3/16" Key	3/4"	BRI201137	100		1"	-	50
	3/8"	BRI201028	100		7/8"	-	50	<b>1/4" - 28</b>	3/8"	-	100
	1/2"	BRI201034	100		1"	BRI201141	50		1/2"	-	100
3/32" Key				<b>3/8" - 16</b>	1/2"	BRI201166	50	5/8"	-	100	
100					5/8"	-	50	5/32" Key	3/4"	BRI201111	100
	3/4"	BRI201046	100		3/4"	BRI201171	50		1"	BRI201113	50
	1"	-		7/32" Key	7/8"	-	50	<b>5/16" - 24</b>	3/8"	-	100
<b>#10 - 24</b>	1/4"	BRI201052	100		1"	BRI201175	50		1/2"	-	100
	3/8"	BRI201055	100		1-1/4"	BRI201177	50	5/8"	-	100	
	1/2"	BRI201057	100	<b>1/2" - 13</b>	1"	-	25	3/16" Key	3/4"	BRI201149	100
1/8" Key					1-1/4"	BRI201205	25		1"	-	50
	3/4"	BRI201061	100		1-1/2"	BRI201208	25	<b>3/8" - 24</b>	1/2"	-	50
	7/8"	-	50	5/16" Key	2"	-	25		3/4"	-	50
	1"	BRI201065	50	<b>5/8" - 11</b>	1"	BRI201214	25	7/32" Key	1"	BRI201185	50
<b>1/4" - 20</b>	3/8"	BRI201094	100			1-1/4"	-	25			





# BOLTS, NUTS & WASHERS

## CUP POINT - Hex Socket Set Screws

HEAT TREATED ALLOY STEEL  
UNIFIED 3A THREAD FIT  
MEETS ASME/ANSI B18.3

### COARSE THREAD

(FINE THREAD AVAILABLE UPON REQUEST)

COARSE THREAD				(FINE THREAD AVAILABLE UPON REQUEST)			
Dia.		Part#		Dia.		Part#	
Key	Length	UNC	Pkg.Qty.	Key	Length	UNC	Pkg.Qty.
<b>#2 - 56</b>	1/16"	-	100	<b>#10 - 24</b>	3/16"	BRI101244	100
(.086")	3/32"	-	100	(.190")	1/4"	BRI101250	100
.035" Key	1/8"	-	100	24 UNC	5/16"	BRI101253	100
	3/16"	-	100	32 UNF	3/8"	BRI101255	100
	1/4"	-	100	3/32" Key	1/2"	BRI101259	100
<b>#3 - 48</b>	3/32"	-	100		5/8"	BRI101261	100
(.099")	1/8"	-	100		3/4"	BRI101263	100
.050" Key	1/4"	-	100		7/8"	-	100
	1/8"	-			1"	BRI101267	
	3/16"	-	100		1-1/4"	BRI101269	100
<b>#4 - 40</b>	1/4"	BRI101075	100	<b>1/4"-20</b>	3/16"	BRI101307	100
(.112")	5/16"	-	100	(.250")	1/4"	BRI101309	100
.050" Key	3/8"	BRI101079	100	1/8" Key	5/16"	BRI101311	100
	1/2"	-	100		3/8"	BRI101313	100
	5/8"	-	100		1/2"	BRI101317	100
	1/8"	-	100		5/8"	BRI101319	100
<b>#5 - 50</b>	3/16"	-	100		3/4"	BRI101321	100
(.125")	1/4"	-	100		7/8"	-	100
1/16" Key	5/16"	-	100		1"	BRI101325	100
	3/8"	-	100		1-1/4"	BRI101327	100
	1/2"	-	100		1-1/2"	BRI101329	100
	5/8"	-	100		1-3/4"	-	50
	3/4"	-	100		2"	BRI101333	50
	1/8"	BRI101145	100	<b>5/16"-18</b>	1/4"	BRI101379	100
<b>#6 - 32</b>	3/16"	BRI101147	100	(.312")	5/16"	BRI101381	100
(.138")	1/4"	BRI101149	100	5/32" Key	3/8"	BRI101383	100
1/16" Key	5/16"	-	100		7/16"	-	100
	3/8"	BRI101153	100		1/2"	BRI101387	100
	1/2"	BRI101157	100		5/8"	BRI101389	100
	5/8"	BRI101159	100		3/4"	BRI101391	100
			100		7/8"	BRI101393	100
	3/4"	BRI101161	100		1"	BRI101395	100
	7/8"	BRI101163	100		1-1/4"	BRI101397	100
	1"	-	100		1-1/2"	BRI101399	50
<b>#8 - 32</b>	1/8"	BRI101193	100		1-3/4"	BRI101401	50
(.164")	3/16"	BRI101195	100		2"	BRI101403	50
5/64" Key	1/4"	BRI101197	100	<b>3/8"-16</b>	1/4"	-	100
	5/16"	BRI101199	100	(.375")	5/16"	-	100
	3/8"	BRI101201	100	3/16" Key	3/8"	BRI101449	100
	7/16"	-	100		7/16"	-	100
	1/2"	BRI101205	100		1/2"	BRI101453	100
	5/8"	BRI101207	100		5/8"	BRI101455	100
	3/4"	BRI101209	100		3/4"	BRI101457	100
	7/8"	-	100		7/8"	-	100
	1"	BRI101213	100		1"	BRI101461	100

ASK FOR AVAILABILITY ON SIZES NOT LISTED





# BOLTS, NUTS & WASHERS

## CUP POINT - Hex Socket Set Screws

Cont...

HEAT TREATED ALLOY STEEL  
UNIFIED 3A THREAD FIT  
MEETS ASME/ANSI B18.3

COARSE THREAD Cont...

(FINE THREAD AVAILABLE UPON REQUEST)

Dia.				Dia.				
Key	Length	Part#	Pkg.Qty.	Key	Length	Part#	Pkg.Qty.	
Size	Length	UNC	Pkg.Qty.	Size	Length	UNC	Pkg.Qty.	
<b>3/8"-16</b> (.375") 3/16" Key	1-1/4"	BRI101463	100	<b>5/8"-11</b> (.625") 5/16" Key	1/2"	BRI101613	100	
	1-1/2"	BRI101465	100		5/8"	BRI101615	50	
	1-3/4"	BRI101467	50		3/4"	BRI101617	50	
	2"	BRI101469	50		1"	BRI101621	50	
	2-1/2"	BRI101471	50		1-1/4"	BRI101623	25	
	3/8"	BRI101517	100		1-1/2"	BRI101625	25	
<b>7/16"-14</b> (.437") 7/32" Key	7/16"	BRI101519	100		1-3/4"	-	25	
	1/2"	BRI101521	100		2"	BRI101629	25	
	5/8"	-	100		2-1/2"	-	10	
	3/4"	BRI101525	100		<b>3/4"-10</b> (.750") 3/8" Key	3"	BRI101633	10
	7/8"	BRI101527	50			5/8"	BRI101652	50
	1"	-	50			3/4"	BRI101655	50
1-1/4"	BRI101531	50	1"	BRI101661		50		
1-1/2"	-	50	1-1/4"	BRI101664		25		
2"	-	50	1-1/2"	BRI101667		25		
<b>1/2"-13</b> (.500") 1/4" Key	3/8"	-	100	1-3/4"	BRI101670	10		
	1/2"	BRI101567	100	2"	BRI101673	10		
	5/8"	BRI101569	100	2-1/2"	BRI101676	10		
	3/4"	BRI101571	100	<b>7/8"-9</b> (.875") 1/2" Key	3"	BRI101679	10	
	7/8"	-	50		7/8"	BRI101682	10	
	1"	BRI101575	50		1"	-	10	
	1-1/4"	BRI101577	50		2-1/2"	-	10	
	1-1/2"	BRI101579	50	<b>1"-8</b> (1.000") 9/16" Key	1"	BRI101706	10	
	1-3/4"	BRI101581	25		1-1/2"	-	10	
	2"	BRI101583	25		2"	BRI101718	10	
2-1/2"	BRI101585	25	3"		-	10		
3"	BRI101587	25						

MANY MORE HEX SOCKET SET SCREWS ARE AVAILABLE - SEE YOUR SALES REP FOR MORE DETAILS



FLAT POINT



CONE POINT



OVAL POINT



HALF-DOG POINT



HOLO-KNURL POINT

HEX SOCKET KEYS LISTED IN THE HAND TOOL SECTION





# BOLTS, NUTS & WASHERS

## HEX SOCKET SET SCREWS - Cup Point

905 Set Screws in 14 Sizes  
35 Hex Keys in 7 Sizes



**STEEL BOX  
HINGED LID**



Thread sizes from 6-32 to 1/2"-13  
Shipping Weight: 7 lbs (3.18 kg)

### HEX Socket Set Screws

SIZE	Qty.
6-32 x 3/16"	100
6-32 x 1/4"	100
8-32 x 1/4"	60
8-32 x 3/8"	75
10-24 x 3/16"	100
10-24 x 5/16"	100
10-32 x 1/4"	100
1/4"-20 x 1/4"	50
1/4"-20 x 3/8"	50
5/16"-18 x 5/16"	40
5/16"-18 x 3/8"	40
3/8"-16 x 3/8"	35
3/8"-16 x 1/2"	30
1/2"-13 x 1/2"	25

### HEX Keys

SIZE A/F	FITS SET SCREWS	Qty.
1/16"	#5, #6	6
5/64"	#8	6
3/32"	#10, #12	6
1/8"	1/4"	6
5/32"	5/16"	4
3/16"	3/8"	4
1/4"	1/2"	3



## BOLTS, NUTS & WASHERS

### STEEL HEX NUTS Finished Full SAE Grade 2 INCH CAP SCREW SIZES

THREADS are Unified Standard  
Class 2B Thread Fit



ASME/ANSI B18.2.2

Part #	Normal Size (in.)	Part #	Normal Size (in.)	LEFT-HAND THREAD ALSO AVAILABLE
HNC2Z004	1/4	HNC2Z016	1	
HNC2Z005	5/16	HNC2Z018	1-1/8	
HNC2Z006	3/8	HNC2Z020	1-1/4	
HNC2Z007	7/16	-	1-3/8	
HNC2Z008	1/2	HNC2Z024	1-1/2	
HNC2Z010	5/8	HNC2Z026	1-3/4	
HNC2Z012	3/4	HNC2Z028	2	
HNC2Z014	7/8			

ALSO AVAILABLE IN PLAIN OR ZINC CHROMATE PLATED

### STEEL HEX NUTS Finished Full SAE Grade 5

THREADS are Unified Standard  
Class 2B Thread Fit



ASME/ANSI B18.2.2

Part #	Normal Size (in.)	Part #	Normal Size (in.)
HNC5B004	1/4	HNC5B012	3/4
HNC5B005	5/16	HNC5B014	7/8
HNC5B006	3/8	HNC5B016	1
HNC5B007	7/16	HNC5B018	1-1/8
HNC5B008	1/2	HNC5B020	1-1/4
HNC5B009	9/16	HNC5B024	1-1/2
HNC5B010	5/8		

ALSO AVAILABLE IN PLAIN OR ZINC CHROMATE PLATED

### HIGH TENSILE HEX NUTS Finished SAE Grade 8

Heat Treated Class 2B Thread Fit  
Size 1/4" through 3/4" are cold formed, Rockwell C30-32.  
7/8" through 1-1/2" are hot formed, Rockwell C28-34.



Part #	Normal Size (in.)	Part #	Normal Size (in.)
HNC8B004	1/4	HNC8B012	3/4
HNC8B005	5/16	HNC8B014	7/8
HNC8B006	3/8	HNC8B016	1
HNC8B007	7/16	HNC8B018	1-1/8
HNC8B008	1/2	HNC8B020	1-1/4
HNC8B009	9/16	HNC8B024	1-1/2
HNC8B010	5/8		

ALSO AVAILABLE IN FINE THREAD ZINC PLATED WITH YELLOW DICHROMATE DIPPED





# BOLTS, NUTS & WASHERS

## HEX JAM NUTS Finished

Class 2B Thread Fit



Not Plated

Part #	Normal	Coarse Thread	Fine Thread	Width Across		Unit Pkg.
	Size (in.)	Thd.	Thd.	Flat	Thickness (in.)	Qty.
JNZ004	1/4	20	28	7/16	5/32	100
JNZ005	5/16	18	24	1/2	3/16	100
JNZ006	3/8	16	24	9/16	7/32	100
JNZ007	7/16	14	20	11/16	1/4	50
JNZ008	1/2	13	20	3/4	5/16	50
JNZ009	9/16	12	18	7/8	5/16	50
JNZ010	5/8	11	18	15/16	3/8	50
JNZ012	3/4	10	16	1-1/8	27/64	50
JNZ014	7/8	9	14	1-5/16	31/64	25
JNZ016	1	8	14	1-1/2	35/64	25

## HEAVY HEX NUTS

Class 2B Thread Fit



Not Plated

Part #	Normal	Coarse Thread	Fine Thread	Width Across		Unit Pkg.
	Size (in.)	Thd.	Thd.	Flat	Thickness (in.)	Qty.
HNHC2B004	1/4	20	-	1/2	15/64	100
HNHC2B005	5/16	18	-	9/16	19/64	100
HNHC2B006	3/8	16	-	11/16	23/64	100
HNHC2B007	7/16	14	-	3/4	27/64	50
HNHC2B008	1/2	13	-	7/8	31/64	50
HNHC2B009	9/16	12	-	15/16	5/16	50
HNHC2B010	5/8	11	-	1-1/16	39/64	50
HNHC2B012	3/4	10	-	1-1/4	47/64	50
HNHC2B014	7/8	9	-	1-7/16	55/64	25
HNHC2B016	1	8	-	1-5/8	63/64	25
HNHC2B018	1-1/8	7	-	1-13/16	1-7/64	25
HNHC2B020	1-1/4	7	-	2	1-7/32	25
-	1-3/8	6	-	2-3/16	1-11/32	15
HNHC2B024	1-1/2	6	-	2-3/8	1-15/32	10
HNHC2B026	1-3/4	5	-	2-3/4	1-23/32	10
HNHC2B030	2	4-1/2	-	3-1/8	1-31/32	10



The Fastener Group





# BOLTS, NUTS & WASHERS

## 2H Nuts PLAIN

For use with B7 Stubs & Rods

2H Nuts are used for high temperature, high pressure applications such as pipelines, pressure vessels, valves and controls used in the transmission and storage of oil, gasoline, natural gas, steam and many other chemicals.



### PHYSICAL PROPERTIES

**Specification:** ASTM A 194-2H

**Grade:** AISI 1045 or 1050

**Heat Treatment:** Oil Quench & Temper

**Hardness:** 248 to 352 Brinell No.

Part #	UNC	Across	
	Thread (in.)	Flats (in.)	Thickness (in.)
-	1/4 - 20	1/2	15/64
-	5/16 - 18	9/16	19/64
2HB38-2H	3/8 - 16	11/16	23/64
-	7/16 - 14	3/4	27/64
2HB12-2H	1/2 - 13	7/8	31/64
2HB58-2H	5/8 - 11	1-1/16	39/64
2HB34-2H	3/4 - 10	1-1/4	47/64
2HB78-2H	7/8 - 9	1-7/16	55/64
2HB1-2H	1 - 8	1-5/8	63/64
2HB118-2H	1-1/8 - 8	1-13/16	1-7/64
2HB114-2H	1-1/4 - 8	2	1-7/32
2HB138-2H	1-3/8 - 8	2-3/16	1-11/32
2HB112-2H	1-1/2 - 8	2-3/8	1-15/32
2HB158-2H	1-5/8 - 8	2-9/16	1-19/32
2HB134-2H	1-3/4 - 8	2-3/4	1-23/32
2HB2-2H	2 - 8	3-1/8	1-31/32

### ALSO AVAILABLE IN

Size	Grade 2HM	Grade 4	Grade L7	Grade L7M	Grade B8	Grade 8M
3/8 - 16	2HB38-2HM	2HB38-4	2HB38-L7	2HB38-L7M	2HB38-B8	2HB38-8M
1/2 - 13	2HB12-2HM	2HB12-4	2HB12-L7	2HB12-L7M	2HB12-B8	2HB12-8M
5/8 - 11	2HB58-2HM	2HB58-4	2HB58-L7	2HB58-L7M	2HB58-B8	2HB58-8M
3/4 - 10	2HB34-2HM	2HB34-4	2HB34-L7	2HB34-L7M	2HB34-B8	2HB34-8M
7/8 - 9	2HB78-2HM	2HB78-4	2HB78-L7	2HB78-L7M	2HB78-B8	2HB78-8M
1 - 8	2HB1-2HM	2HB1-4	2HB1-L7	2HB1-L7M	2HB1-B8	2HB1-8M
1-1/8 - 8	2HB118-2HM	2HB118-4	2HB118-L7	2HB118-L7M	2HB118-B8	2HB118-8M
1-1/4 - 8	2HB114-2HM	2HB114-4	2HB114-L7	2HB114-L7M	2HB114-B8	2HB114-8M
1-3/8 - 8	2HB138-2HM	2HB138-4	2HB138-L7	2HB138-L7M	2HB138-B8	2HB138-8M
1-1/2 - 8	2HB112-2HM	2HB112-4	2HB112-L7	2HB112-L7M	2HB112-B8	2HB112-8M
1-5/8 - 8	2HB158-2HM	2HB158-4	2HB158-L7	2HB158-L7M	2HB158-B8	2HB158-8M
1-3/4 - 8	2HB134-2HM	2HB134-4	2HB134-L7	2HB134-L7M	2HB134-B8	2HB134-8M
2 - 8	2HB2-2HM	2HB2-4	2HB2-L7	2HB2-L7M	2HB2-B8	2HB2-8M

ASK FOR AVAILABILITY ON SIZES NOT LISTED



FOR LARGER  
SIZES OR LENGTHS  
PLEASE PHONE  
& ENQUIRE

The Fastener Group



# BOLTS, NUTS & WASHERS

## COUPLING NUTS

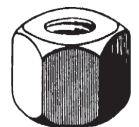
### ZINC STEEL PLATED

Part #	Size & Threads/inch	Width Across flats (in.)	Length (in.)	Unit Pkg.	* NON STOCK, CAN BE ORDERED
-	10-24 UNC	5/16	3/4	50	
-	10-32 UNF*	5/16	3/4	50	
UCAROD14B	1/4"-20 UNC	7/16	7/8	50	
-	1/4"-28 UNF*	3/8	7/8	50	
UCAROD516B	5/16"-18 UNC	1/2	1-3/4	25	
-	5/16"-24 UNF*	7/16	7/8	25	
UCAROD38B	3/8"-16 UNC	9/16	1-3/4	25	
-	3/8"-24 UNF*	1/2	1-1/8	25	
UCAROD716B	7/16"-14 UNC	5/8	1-3/4	25	
-	7/16"-20 UNF*	5/8	1-1/4	25	
UCAROD12B	1/2"-13 UNC	11/16	1-3/4	25	
-	1/2"-20 UNF*	11/16	1-3/4	25	
UCAROD58B	5/8"-11 UNC	13/16	2-1/8	15	
-	5/8"-18 UNF*	13/16	2-1/8	15	
UCAROD34B	3/4"-10 UNC	1	2-1/4	15	
-	3/4"-16 UNF*	1	2-1/4	15	
-	7/8"-9 UNC*	1-1/4	2-1/2	10	
-	7/8"-14 UNF*	1-1/4	2-1/2	10	
-	1"-8 UNC*	1-1/4	2-1/2	10	
-	1"-14 UNF*	1-3/8	2-3/4	5	
-	1-1/8"-7 UNC*	1-1/2	3	5	
-	1-1/4"-7 UNC*	1-5/8	3	1	
-	1-1/4"-12 UNF*	1-5/8"	3	1	
-	1-1/2"-6 UNC*	2	4	1	
-	1-1/2"-12 UNF*	2	3-1/2	1	

FOR JOINING LENGTHS OF THREADED ROD END-TO-END. RIGHT-HAND THREADS.

## DEEP NUTS

DOUBLE THICKNESS  
NUTS (U.N.F.) FINE THREAD  
(Finished High Hexagon Nuts)



### STEEL

Part #	Nominal Size (in.)	Thread	Width Across Flats (in.)	Thickness (in.)	Grade	Unit Pkg. Qty.
DNB004	1/4	28	7/16	3/8	2	100
DNB005	5/16	24	1/2	29/64	2	100
DNB006	3/8	24	9/16	17/32	2	25
DNB007	7/16	20	5/8	39/64	2	25
DNB008	1/2	20	3/4	11/16	2	25
DNB009	9/16	18	7/8	49/64	2	25
DNB010	5/8	18	15/16	27/32	2	25
DNB012	3/4	16	1-1/16	1	2	25
DNB014	7/8	14	1-1/4	1-5/32	2	15
DNB016	1	14	1-7/16	1-5/16	2	15
DNB018	1-1/4	12	1-7/8	1-11/16	2	15

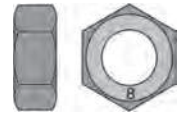
THREADS ARE UNIFIED STANDARD, CLASS 2B FIT



# BOLTS, NUTS & WASHERS

## ISO METRIC CLASS 8.8 STEEL ZINC PLATED

**DIN 934** STANDARD TYPE  
High Tensile HEAT TREATED  
Proof Load: 800 N/mm<sup>2</sup> (=115,000 PSI.)



Dia. (mm)	Width A/F (mm)	Thickness (mm)	Unit Pkg. Qty	Dia. (mm)	Width A/F (mm)	Thickness (mm)	Unit Pkg. Qty
M1	2.5	0.8	100	M24	26	19	50
M1.7	3.5	1.4	100	M27	41	22	25
M1.8	3.5	1.4	100	M39	46	24	25
M2	4	1.6	100	M33	50	26	15
M2.5	5	2	100	M35	55	29	10
M3	5.5	2.4	100	M36	55	29	10
M3.5	6	2.8	100	M39	60	31	10
M4	7	3.2	100	M42	65	34	10
M5	8	4	100	M45	70	36	10
M6	10	5	100	M48	75	38	10
M7	11	5.5	100	M52	80	42	10
M8	13	6.5	100	M56	85	45	1
M10	17	8	100	M60	90	48	1
M12	19	10	100	M64	95	51	1
M14	22	11	100	M68	100	54	1
M16	24	13	100	M72	105	58	1
M18	27	15	50	M76	110	61	1
M20	30	16	50	M80	115	64	1
M22	32	18	50				

ALSO AVAILABLE IN 18.8 SS

COARSE AND FINE THREADS

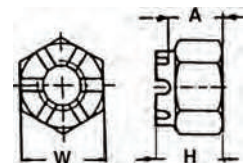
ALSO AVAILABLE IN CLASS 10.9

## CASTELLATED HEX NUTS

METRIC ISO  
Class 8.8 Plain Steel

Dia. Size (mm)	Pitch (mm)		Dimensions			Unit Pkg.	
	Coarse	Fine	W	H	A	Qty.	
M12	1.75	1.25	18	18	15	10	100
M14	2.00	1.50	21	16	11	50	
M16	2.00	1.50	24	19	13	50	
M18	2.50	1.50	27	21	15	50	
M20	2.50	1.50	30	22	16	50	
M22	2.50	1.50	34	26	18	50	
M24	3.00	2.00	36	27	19	25	
M30	3.50	2.00	46	33	24	25	
M36	4.00	-	55	38	29	10	

DIN 935-1



PHONE FOR AVAILABILITY

## FULL HEX SLOTTED NUTS

STEEL - Not Plated

ASME/ANSI B18.2.3

THREADS are Unified Standard, Class 2B Fit



Part #	Thread		Width		Unit Pkg.	
	Normal Size (in.)	Coarse Thread (U.S.S.)	Fine Thread (S.A.E.)	A/F (in.)	Thickness (in.)	Qty.
SNB004NC	1/4	20	28	7/16	7/32	100
SNB005NC	5/16	18	24	1/2	17/64	100
SNB006NC	3/8	16	24	9/16	21/64	100
SNB007NC	7/16	14	20	11/16	3/8	50
SNB008NC	1/2	13	20	3/4	7/16	50
SNB009NC	9/16	12	-	7/8	31/64	50
SNB010NC	5/8	12	18	-	-	50
SNB012NC	3/4	10	16	1-1/8	41/64	50
SNB014NC	7/8	9	14	1-5/16	3/4	25
SNB016NC	1	8	14	1-1/2	55/64	25
SNB018NC	1-1/8	7	12	1-11/16	31/32	25
SNB020NC	1-1/4	7	12	1-7/8	1-1/16	25
SNB022NC	1-3/8	6	12	2-1/16	1-11/16	20
SNB024NC	1-1/2	6	12	2-1/4	1-9/32	20
SNB032NC	2	-	12	3	1-23/32	10

Also available in:  
THICK HEX SLOTTED NUTS



&  
CASTELLATED NUTS



FOR USE WITH STEEL COTTER PINS



# BOLTS, NUTS & WASHERS

## NYLON INSERT HEX NUTS STEEL, ZINC OR CAD PLATED



Coarse and Fine Threads

MACHINE SCREW, REGULAR HEX - STANDARD HEIGHT

Locking Insert: Nylon Temperature Range to 121°C.

Part #	Thread	Width		Height		STEEL		STAINLESS STEEL	
		A/F (in.)	O.A. (in.)	Ref. No.	Pkg.	Ref. No.	Pkg.		
LNZ004NC	1/4-20 UNC	.439-.430	.298-.328	21NE-040	100	79NE-040	100		
LNZ004NF	1/4-28 UNF	.439-.430	.298-.328	21NE-048	100	79NE-048	100		
LNZ005NC	5/16-18 UNC	.502-.492	.329-.359	21NE-058	100	79NE-058	100		
LNZ005NF	5/16-24 UNF	.502-.492	.329-.359	21NE-054	100	-	-		
LNZ006NC	3/8-16 UNC	.564-.553	.438-.468	21NE-066	100	79NE-066	50		
LNZ006NF	3/8-24 UNF	.564-.553	.438-.468	21NE-064	100	79NE-064	50		
LNZ007NC	7/16-14 UNC	.627-.616	.438-.468	21NE-074	100	79NE-074	100		
LNZ007NF	7/16-20 UNF	.627-.616	.438-.468	21NE-070	100	79NE-070	100		
LNZ008NC	1/2-13 UNC	.751-.741	.579-.609	21NE-083	50	79NE-083	50		
LNZ008NF	1/2-20 UNF	.751-.741	.579-.609	21NE-080	50	-	-		
LNZ009NC	9/16-12 INC	.877-.865	.626-.656	21NE-092	50	-	-		
LNZ009NF	9/16-18 INF	.877-.865	.626-.656	21NE-092	50	-	-		
LNZ010NC	5/8-11 UNC	.940-.928	.735-.765	21NE-101	25	79NE-101	25		
LNZ010NF	5/8-18 UNF	.940-.928	.735-.765	21NE-108	25	79NE-108	25		
LNZ012NC	3/4-10 UNC	1.064-1.052	.860-.890	41NE-120	25	79NE-120	25		
LNZ012NF	3/4-16 UNF	1.064-1.052	.860-.890	41NE-126	25	79NE-126	25		
LNZ014NC	7/8-9 UNC	1.252-1.239	.969-.999	41NE-149	10	-	-		
LNZ014NF	7/8-14 UNF	1.252-1.239	.969-.999	41NE-144	10	-	-		
LNZ016NC	1-8 UNC	1.440-1.428	1.016-1.078	41NE-168	10	79NE-168	10		
LNZ016NF	1-14 UNF	1.440-1.428	1.016-1.078	41NE-164	10	-	-		
LNZ018NC	1-1/8-7 UNC	1.627-1.615	1.141-1.203	41NE-187	10	-	-		
LNZ018NF	1-1/8-12 UNF	1.627-1.615	1.141-1.203	41NE-182	10	-	-		
LNZ020NC	1-1/4-7 UNC	1.815-1.803	1.360-1.422	41NE-207	10	-	-		
LNZ020NF	1-1/4-12 UNF	1.815-1.803	1.360-1.422	41NE-202	10	-	-		
LNZ022NC	1-3/8-6 UNC	2.008-1.973	1.547-1.609	41NE-226	5	-	-		
LNZ022NF	1-3/8-12 UNF	2.008-1.973	1.547-1.609	41NE-222	5	-	-		
LNZ024NC	1-1/2-6 UNC	2.19702.159	1.578-1.640	41NE-246	5	-	-		
LNZ024NF	1-1/2-12 UNF	2.19702.159	1.578-1.640	41NE-242	5	-	-		

## HEX NUTS & LOCKNUTS

STEEL, ZINC PLATED

Coarse (UNC) and Fine (UNF)

32 Sizes – 2140 Pieces



Furnished in Large Size grey enamel steel drawer with scooped bins for easy access.

Drawer will fit into Slide Racks.  
Shipping Weight: 29.8 lbs.

Description	Thread Size (in.)	Ass't Qty.	Thread Size (in.)	Ass't Qty.
<b>HEX NUTS</b> (FULL FINISH)	1/4-20 UNC	75	7/16-14 UNC	30
	1/4-28 UNF	75	7/16-20 UNF	30
	5/16-18 UNC	75	1/2-13 UNC	30
	5/16-24 UNF	75	1/2-20 UNF	30
	3/8-16 UNC	50	9/16-12 UNC	25
	3/8-24 UNF	50	5/8-11 UNC	20
<b>MACHINE SCREW NUTS</b>	4-40 UNC	100	10-32 UNF	100
	6-32 UNC	100	10-24 UNC	100
	8-32 UNC	100	12-24 UNC	100
<b>NYLON INSERT LOCKNUTS</b> ZINC or CAD PLATED	4-40 UNC	100	5/16-18 UNC	75
	6-32 UNC	100	5/16-24 UNF	75
	8-32 UNC	100	5/16-24 UNF	75
	10-24 UNC	100	3/8-16 UNC	50
	10-32 UNF	100	3/8-24 UNF	50
	1/4-20 UNC	100	7/16-14 UNC	30
	1/4-28 UNF	75	1/2-13 UNC	30
			5/8-11 UNC	15





# BOLTS, NUTS & WASHERS

## NYLON INSERT HEX NUTS STEEL, ZINC OR CAD PLATED



MACHINE AND CAP SCREW, REGULAR HEX - THIN HEIGHT - JAM NUT

MACHINE SCREW, REGULAR HEX - STANDARD HEIGHT

### AVAILABLE IN STEEL AND STAINLESS STEEL

### AVAILABLE IN STEEL AND STAINLESS STEEL

Thread	A/F (in.)	Width		Height	
		O.A. (in.)	Ref. No.	O.A. (in.)	Ref. No.
4-40 UNC	.251-.243	.094-.124	21NTM-40	.094-.124	21NTM-50
5-40 UNC	.251-.243	.094-.124	21NTM-62	.110-.140	21NTM-82
6-32 UNC	.313-.305	.157-.187	21NTM-04	.157-.187	21NTM-02
8-32 UNC	.345-.336	.188-.218	21NTM-124	.188-.218	21NTE-040
10-24 UNC	.376-.367	.188-.218	21NTE-048	.188-.218	21NTE-058
10-32 UNF	.376-.367	.235-.265	21NTE-054	.235-.265	21NTE-064
12-24 UNC	.439-.430	.251-.281	21NTE-070	.251-.281	21NTE-083
1/4-20 UNC	.439-.430	.313	21NTE-080	.313	21NTE-101
1/4-28 UNF	.439-.430	.298-.328	21NTE-108	.298-.328	
5/16-18 UNC	.502-.492				
5/16-24 UNF	.502-.492				
3/8-24 UNF	.564-.553				
7/16-20 UNF	.627-.615				
1/2-13 UNC	.752-.741				
1/2-20 UNF	.752-.741				
5/8-11 UNC	.940-.928				
5/8-18 UNF	.940-.928				

Thread	A/F (in.)	Width		Height	
		O.A. (in.)	Ref. No.	O.A. (in.)	Ref. No.
2-56 UNC	.251-.243	.133-.153	21NM-26	.133-.153	21NM-40
4-40 UNC	.251-.243	.133-.153	21NM-48	.133-.153	21NM-50
4-48 UNF	.251-.243	.133-.153	21NM-54	.133-.153	21NM-62
5-40 UNC	.251-.243	.168-.188	21NM-82	.168-.188	21NM-04
5-44 UNF	.250	.219-.239	21NM-02	.219-.239	21NM-124
6-32 UNC	.313-.305				
8-32 UNC	.345-.336				
10-24 UNC	.376-.367				
10-32 UNF	.376-.367				
12-24 UNC	.439-.430				

Locking Insert: Temperature Range to 121°C.

Locking Insert: Temperature Range to 121°C.

**CALL FOR PRICE & AVAILABILITY**

## TOP DISTORTION, PREVAILING-TORQUE HEX LOCKNUT

### STEEL - GRADE C

FOR USE WITH GRADE 5 & 8 BOLTS

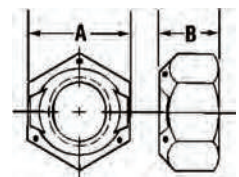
Generally identified by 6 equally spaced identical symbols on the chamfered top surface.

Finished Hexagon Dimensions Distortion style may vary.  
Medium Carbon Steel C-1038 or equivalent, heat treated  
Rockwell C26-C32



CADMIUM PLATED WAX FINISH or ZINC PLATED, **GRADE B ALSO AVAILABLE**

Part #	U.N.C. (Coarse)		U.N.F. (Fine)	A				B	
	Thread Size	Part#		A/F		Thickness		Max.	Min.
				Max.	Min.	Max.	Min.		
UTC004C	1/4-20	UTC004F	1/4-28	.438	.428	.226	.212		
UTC005C	5/16-18	UTC005F	5/16-24	.500	.489	.273	.258		
UTC006C	3/8-16	UTC006F	3/8-24	.562	.551	.337	.320		
UTC007C	7/16-14	UTC007F	7/16-20	.688	.675	.385	.365		
UTC008C	1/2-13	UTC008F	1/2-20	.687	.675	.355	-		
UTC009C	9/16-12	UTC009F	9/16-18	.750	.736	.448	.427		
UTC010C	5/8-11	UTC010F	5/8-18	.875	.861	.496	.473		
UTC012C	3/4-10	UTC012F	3/4-16	.938	.922	.559	.535		
UTC014C	7/8-9	UTC014F	7/8-14	1.125	1.088	.665	.617		
UTC016C	1-8	UTC016F	1-14	1.312	1.269	.776	.724		
UTC018C	1-1/8-7	UTC018F	1-1/8-12	1.500	1.450	.887	.9831		
UTC020C	1-1/4-7	UTC020F		1.687	1.631	.999	.939		
1-1/4-12				1.875	1.812	1.094	1.030		



**ASK FOR PRICE AND AVAILABILITY**



The Fastener Group



## BOLTS, NUTS & WASHERS

### NYLON INSERT LOCKNUTS

#### STEEL, ZINC PLATED

##### UNC Thread Sizes in Assortment (Quantity in Brackets)

2-56 UNC	(100)	10-24 UNC	(100)	1/4-20 UNC	(50)
4-40 UNC	(100)	5-40 UNC	(100)	1/2-13 UNC	(10)
8-32 UNC	(100)	6-32 UNC	(100)	7/16-14 UNC	(10)
5/16-18 UNC	(25)	3/8-16 UNC	(25)	3/4-10 UNC	(5)
9/16 - 12 UNC	(5)	12-24 UNC	(50)	7/8-9 UNC	(2)
1-8 UNC	(2)	5/8-11 UNC	(5)		

##### UNF Thread Sizes in Assortment (Quantity in Brackets)

10-32 UNF	(100)	3/8-24 UNF	(20)	3/4-16 UNF	(5)
1/4-28 UNF	(25)	1/2-20 UNF	(10)		
5/16-24 UNF	(25)	5/8-18 UNF	(5)		

Furnished in large size grey enamelled steel drawer with hinged lid and scoop bins.

Drawer will fit into Slide Racks.

Shipping Weight: 13 lbs.



**24 Sizes – 979 Pieces**

### NYLON INSERT LOCKNUTS

#### STAINLESS STEEL 18-8

*Natural Nylon Locking Insert*

##### UNC Thread Sizes in Assortment (Quantity in Brackets)

2-56 UNC	(100)	10-24 UNC	(100)	7/16-14 UNC	(10)
4-40 UNC	(100)	1/4-20 UNC	(50)	1/2-13 UNC	(10)
6-32 UNC	(100)	5/16-18 UNC	(25)	5/8-11 UNC	(5)
8-32 UNC	(100)	3/8-16 UNC	(25)	3/4-10 UNC	(5)

##### UNF Thread Sizes in Assortment (Quantity in Brackets)

10-32 UNF	(100)	3/8-24 UNF	(25)
3/4-16 UNF	(5)	5/8-18 UNF	(5)

Furnished in large size grey enamelled steel drawer with hinged lid and scoop bins.

Drawer will fit into Slide Racks.

Shipping Weight: 11 lbs.



**16 Sizes – 805 Pieces**

**paulin®**

The Fastener Group



# BOLTS, NUTS & WASHERS

## HEX FLANGE DISC-LOCK® NUTS - INCH AND METRIC SIZES

Part #	U.N.C. (Coarse)		U.N.F. (Fine)		Width A/F (in.)		Max. Flange Dia. (in.)	Nominal Overall Height (in.)	Unit Pkg. Qty.
	Nominal Size	Part#	Nominal Size	Part#	Max.	Min.			
FLN1213	1/2-13	-	1/2-20	-	0.942	0.922	1.281	0.820	25
FLN5811	5/8-11	-	5/8-18	-	0.942	0.922	1.281	0.820	25
FLN3410	3/4-10	-	3/4-16	-	1.250	1.212	1.732	1.125	20
FLN789	7/8-9	-	7/8-14	-	1.500	1.450	2.071	1.420	20

### METRIC SIZES

Sizes M12 - M16 Zinc Chromate Plated Steel, M20 & larger Zinc Plated & Phosphated to MIL - 46010

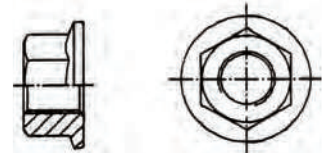
Part #	U.N.C. (Coarse)		U.N.F. (Fine)		Width A/F		Max. Flange Dia.	Nominal Overall Height	Unit Pkg. Qty.	
	Nominal Size	Part#	Nominal Size	Part#	Pitch	Max.	Min.			
-	M12	-	1.75	-	1.50	19.00	18.40	27.00	15.00	25
-	M16	-	2.00	-	1.50	24.00	23.67	32.00	21.00	25
-	M20	-	2.50	-	1.50	31.75	30.78	45.00	28.00	20
-	M22	-	2.50	-	1.50	38.10	36.83	52.00	35.00	20

## HEX FLANGE NUTS

### METRIC

**DIN 6923** PROPERTY CLASS 8 & 10 STEEL

METRIC SIZES - Dimensions in Millimetres

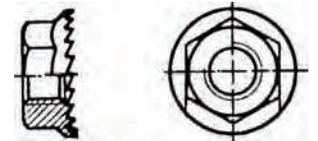


Property Class	Nom. Size	Pitch (mm)	Width A/F	Thickness	Max. Flange Dia.	Unit Pkg.
8	M5	0.80	8.00	5	11.8	100
	M6	1.00	10.0	6	14.2	100
	M8	1.25	13.0	8	17.9	100
	M10	1.50	16.0	10	21.8	50
	M12	1.75	18.0	12	26.0	50
	M14	2.00	21.0	14	29.9	50
	M16	2.00	24.0	16	34.5	50
10	M20	2.50	30.0	20	42.8	25
	M5	0.80	8.00	5	11.8	100
	M6	1.00	10.0	6	14.2	100
	M8	1.25	13.0	8	17.9	100
	M10	1.50	16.0	10	21.8	50
	M12	1.75	18.0	12	26.0	50
	M14	2.00	21.0	14	29.9	50
M16	2.00	24.0	16	34.5	50	
M20	2.50	30.0	20	42.8	25	

## HEX NUT with Serrated Flange

### METRIC

PROPERTY CLASS 8 STEEL - Black Finish



Size Dia.	Pitch (mm)	Width A/F	Thickness	O/A Dia.	Pkg. Qty.
M5	0.80	8	4.3	11.2	100
M6	1.00	10	5.5	14.25	100
M8	1.25	13	7	18.25	50
M10	1.50	15	7.9	21	50
M12	1.75	17	8.7	24	50
M16	2.00	22	11.2	31	25
M20	2.50	30	20	43	25



# BOLTS, NUTS & WASHERS

## KEPS LOCKNUTS

Assembled

STEEL, ZINC PLATED

Pre-Assembled nuts and external lockwashers.  
Lockwashers free to turn but cannot drop off.



Part #	Thread Size	Width A/F (in.)	Fine Thickness	O.D. of Lockwasher	Series	Unit Pkg. Qty.
KNZ440NC	4-40	1/4	1/8	17/64	Machine Screw	100
KNZ540NC	5-40	5/16	9/64	11/32	Machine Screw	100
KNZ632NC	6-32	5/16	9/64	11/32	Machine Screw	100
KNZ832NC	8-32	11/32	5/32	3/8	Machine Screw	100
KNZ1024NC	10-24	3/8	5/32	13/32	Machine Screw	100
KNZ1032NC	10-32	3/8	5/32	13/32	Machine Screw	100
KNZ1224NC	12-24	7/16	7/32	1/2	Machine Screw	100
KNZ004NC	1/4-20	7/16	15/64	1/2	Machine Screw	100
KNZ004NF	1/4-28	7/16	15/64	1/2	Machine Screw	100
KNZ005NC	5/16-18	1/2	21/64	37/64	Machine Screw	100
KNZ005NF	5/16-24	1/2	21/64	37/64	Machine Screw	100
KNZ006NC	3/8-16	9/16	25/64	5/8	Machine Screw	100
KNZ006NF	3/8-245	9/16	25/64	5/8	Machine Screw	100

**ALSO AVAILABLE IN STAINLESS STEEL**

## HEX MACHINE SCREW NUTS

ASME/ANSI B18.6.3

UNIT PACKAGE 100 All below Listed No.'s



STEEL ZINC PLATED

Part #	Thread	A.F. (in.)	Thickness (in.)
MNZ080	0-80	5/32	3/64
MNZ064	0-64	5/32	3/64
MNZ072	0-72	5/32	3/64
MNZ256	2-56	3/16	1/16
-	2-64	3/16	1/16
MNZ348	3-48	3/16	1/16
MNZ356	3-56	3/16	1/16
MNZ440	4-40	1/4	3/32
-	4-48	1/4	3/32
MNZ540	5-40	5/16	7/64
-	5-44	5/16	7/64
MNZ632	6-32	5/16	7/64
-	6-40	5/16	7/64
MNZ832	8-32	11/32	1/8
-	8-36	11/32	1/8
MNZ1024	10-24	3/8	1/8
MNZ1032	10-32	3/8	1/8
MNZ1224	12-24	7/16	5/32
-	12-28	7/16	5/32
MNZ1420	1/4-20	7/16	3/16
-	1/4-28	7/16	3/16
-	5/16-18	9/16	7/32
-	5/16-24	9/16	7/32

**ALSO AVAILABLE IN BRASS, STAINLESS STEEL AND ALUMINUM**

## SQUARE NUTS

ASME/ANSI B18.2.2

UNIT PACKAGE 100 All below Listed No.'s



STEEL NOT PLATED

CLASS 2B THREAD

Part #	Thread	A.F. (in.)	Thickness (in.)
SQN004	1/4 - 20	7/16	7/32
SQN005	5/16 - 18	9/16	17/64
SQN006	3/8 - 16	5/8	21/64
SQN007	7/16 - 14	3/4	3/8
SQN008	1/2 - 13	13/16	7/16
SQN010	5/8 - 11	1	35/64
SQN012	3/4 - 10	1-1/8	21/32
SQN014	7/8 - 9	1-5/16	49/64
SQN016	1 - 8	1-1/2	7/8





## BOLTS, NUTS & WASHERS

### STEEL WING NUTS

Zinc Plated, Extra Strong

(Cold Forged)



#### INCH SIZES

Thread Size	Wing Spread (in.)	Thread Size	Wing Spread (in.)
6-32 UNC	21/32	3/8-16 UNC	1-13/32
8-32 UNC	27/32	7/16-14 UNC	1-13/16
10-24 UNC	27/32	7/16-20 UNF	1-13/16
10-32 UNF	27/32	1/2-13	1-7/8
12-24 UNC	1-1/16	5/8-11 UNC	2-1/2
1/4-20 UNC	1-1/16	3/4-10 UNC	2-11/16
5/16-18 UNC	1-7/32		

### CORROSION-RESISTANT WING NUTS

Available in 3 Materials -

BRASS, STAINLESS STEEL & ZINC DIE-CAST



#### INCH SIZES

Thread Size	Thread Size
5-40 UNC	5/16-24 UNF
6-32 UNC	3/8-16 UNC
8-32 UNC	3/8-24 UNF
10-24 UNC	7/16-14 UNC
12-24 UNC	1/2-13 UNC
1/4-20 UNC	1/2-20 UNF
1/4-28 UNF	5/8-11 UNC
5/16-18 UNC	3/4-10 UNC

*Phone for Pricing and Availability*

*Wing Nuts are ideal for applications which require frequent or occasional on-off hand pressure torque or release.*

### STAMPED STEEL WING NUTS

ZINC PLATED - Style 1 - Type D



#### INCH SIZES

Thread Size	Wing Spread (in.)
6-32	3/4
8-32	3/4
10-32	7/8
10-24	7/8
1/4-20	1-1/16
5/16-18	1-1/4
3/8-16	1-3/8

### ZINC DIE-CAST WING NUTS



#### INCH SIZES

Thread Size	Wing Spread (in.)	Base O.D.	Unit Pkg.
1/4-20	1	3/4	50
5/16	1	3/4	100

### CAP NUTS

ACORN, DOME OR CROWN NUTS

Closed-end Style



#### INCH SIZES

Thread.	Width	
	A/F (in.)	Thickness (in.)
4-40 UNC	-	-
6-32 UNC	5/16	9/32
8-32 UNC	5/16	9/32
10-24 UNC	3/8	11/32
10-32 UNF	3/8	11/32
12-24 UNC	-	-
1/4-20 UNC	7/16	3/8
1/4-28 UNF	7/16	15/32
5/16-18 UNC	9/16	7/16
5/16-24 UNF	9/16	7/16
3/8-16 UNC	5/8	1/2
3/8-24 UNF	5/8	1/2
7/16-14 UNC	5/8	7/8
1/2-13 UNC	3/4	9/16
1/2-20 UNF	-	-
5/8-11 UNC	-	-
3/4-10 UNC	1-1/16	1-1/16

*Phone for Price and Availability*

**ALSO AVAILABLE IN BRASS, BRASS NICKEL PLATED, STAINLESS STEEL 18-8, ALUMINUM AND ZINC ALLOY**

### PLASTIKIT

Contains 10 each of the left 7 numbers



### PLASTIKIT

Contains 62 Wing Nuts in 9 Inch Sizes



### WING LOCKNUTS

Stamped Spring Steel - Zinc Plated



#### Thread

8-32  
10-24  
1/4-20  
5/16-18



# BOLTS, NUTS & WASHERS

## T-NUTS COARSE (UNC) THREADS



Round Base



Straight or Curved Prongs

### PLAIN STEEL

Part #	Thread Size	Base Dia. (in.)	Barrel Length (in.)	Barrel Dia. (in.)	Description
-	4-40	3/8	7/64	.130	3 Prongs
-	6-32	9/16	1/4	.164/.157	3 Prongs
TNZ832	8-32	3/4	1/4	.213/.208	3 Prongs
TNZ1024	10-24	3/4	3/16	.243	3 Prongs
TNZ1032	10-32	3/4	9/32	.243	3 Prongs
TNZ1420	1/4"-20	3/4	5/16	.311/.306	4 Prongs
TNZ516	5/16"-18	7/8	1/2	.392/.387	4 Prongs
TNZ3816	3/8"-16	1	7/16	.471/.466	4 Prongs

## STYLES AVAILABLE



Rectangular Base



Round Base



Round Base



Round Base



Curved Prongs



Slabbed Base

ASK FOR PRICING AND AVAILABILITY



## BOLTS, NUTS & WASHERS

### USS STANDARD WASHERS

Steel - Zinc Plated

Grade 2 also available in Plain Finish



ZINC Pltd.	G8 YELLOW ZINC	For Bolt	Thickness			Unit Pkg.
Part #	Part #	Size (in.)	I.D. (in.)	O.D. (in.)	Range (in.)	Qty.
PWZ003USS	PWZ003G8USS	3/16	1/4	9/16	.036-.065	100
PWZ004USS	PWZ004G8USS	1/4	5/16	3/4	.051-.808	100
PWZ005USS	PWZ005G8USS	5/16	3/8	7/8	.064-.104	100
PWZ006USS	PWZ006G8USS	3/8	7/16	1	.064-.104	100
PWZ007USS	PWZ007G8USS	7/16	1/2	1-1/4	.064-.104	100
PWZ008USS	PWZ008G8USS	1/2	9/16	1-3/8	.086-.132	50
PWZ009USS	PWZ009G8USS	9/16	5/8	1-1/2	.086-.132	25
PWZ010USS	PWZ010G8USS	5/8	11/16	1-3/4	.108-.160	25
PWZ012USS	PWZ012G8USS	3/4	13/16	2	.122-.177	25
PWZ014USS	PWZ014G8USS	7/8	15/16	2-1/4	.136-.192	25
PWZ016USS	PWZ016G8USS	1	1-1/16	2-1/2	.136-1.92	20
PWZ018USS	PWZ018G8USS	1-1/8	1-1/4	2-3/4	.136-.192	25
PWZ020USS	PWZ020G8USS	1-1/4	1-3/8	3	.136-.192	25
-	-	1-3/8	1-1/2	3-1/4	.153-.213	25
PWZ024USS	PWZ024G8USS	1-1/2	1-5/8	3-1/2	.153-.213	25
-	-	1-5/8	1-3/4	3-3/4	.153-.213	25
PWZ028USS	PWZ028G8USS	1-3/4	1-7/8	4	.153-.213	25
-	-	1-7/8	2	4-1/4	.153-.213	-
PWZ030USS	PWZ032G8USS	2	2-1/8	4-1/2	.153-.213	25

CALL FOR PRICE AND AVAILABILITY

### S.A.E. FLAT WASHERS

Low Carbon Steel  
Zinc Plated

Grade 2 also available in Plain Finish



ZINC Pltd.	G8 YELLOW ZINC	For Bolt	Thickness			Unit Pkg.
Part #	Part #	Size	I.D. (in.)	O.D. (in.)	Range (in.)	Qty.
-	-	#6	5/32	3/8	.036-.065	100
-	-	#8	3/16	7/16	.036-.065	100
FWZ003SAE	-	#10	7/32	1/2	.036-.065	100
FWZ004SAE	FWZ004G8SAE	1/4"	9/32	5/8	.051-.080	100
FWZ005SAE	FWZ005G8SAE	5/16	11/32	11/16	.051-.080	100
FWZ006SAE	FWZ006G8SAE	3/8	13/32	13/16	.051-.080	100
FWZ007SAE	FWZ007G8SAE	7/16	15/32	59/64	.051-.080	100
FWZ008SAE	FWZ008G8SAE	1/2	17/32	1-1/16	.074-.121	50
FWZ009SAE	FWZ009G8SAE	9/16	19/32	1-3/16	.074-.121	50
FWZ010SAE	FWZ010G8SAE	5/8	21/32	1-5/16	.074-.121	50
FWZ012SAE	FWZ012G8SAE	3/4	13/16	1-1/2	.108-.160	50
FWZ014SAE	FWZ014G8SAE	7/8	15/16	1-3/4	.1008-.160	25
FWZ016SAE	FWZ016G8SAE	1	1-1/16	2	.108-.160	25



The Fastener Group



# BOLTS, NUTS & WASHERS

## Metric STEEL FLAT WASHERS 8.8

DIN 125-A



### REGULAR STYLE

Hardness: 140 HV

ZINC Part #	For Bolt Size (mm)	I.D. (in.)	O.D. (in.)	Thickness Range (in.)	Unit Pkg. Qty.
-	1.6	1.7	4.0	.3	250
-	1.7	1.8	4.5	.3	250
FWMZ882	2	2.2	5.0	.3	250
-	2.3	2.5	6.0	.5	100
-	2.5	2.7	6.0	.5	100
-	2.6	2.8	7.0	.5	100
FWMZ883	3	3.2	7.0	.5	100
FWMZ884	4	4.3	9.0	.8	100
FWMZ885	5	5.3	10.0	1.0	100
FWMZ886	6	6.4	12.0	1.6	100
FWMZ887	7	7.4	14.0	1.6	100
FWMZ888	8	8.4	16.0	1.6	100
FWMZ8810	10	10.5	20.0	2.0	100
FWMZ8812	12	13.0	24.0	2.5	100
FWMZ8814	14	15.0	28.0	2.5	100
FWMZ8816	16	17.0	30.0	3.0	100
FWMZ8818	18	19.0	34.0	3.0	100
FWMZ8820	20	21.0	37.0	3.0	50
FWMZ8822	22	23.0	39.0	3.0	50
FWMZ8824	24	25.0	44.0	4.0	50
*	27	28.0	50.0	4.0	25
*	30	31.0	56.0	4.0	25
*	33	34.0	60.0	5.0	10
*	36	37.0	66.0	5.0	10
*	39	42.0	72.0	6.0	10
*	42	45.0	78.0	8.0	10
*	45	48.0	85.0	8.0	10
*	48	52.0	92.0	8.0	10
*	52	56.0	98.0	8.0	10

\* NON STOCK

## Metric STEEL FLAT WASHERS 10.9



### COLD ROLLED - PLAIN FINISH

Hardness: 200 Brinell (HRB.94)

Part #	Bolt Size (mm)	I.D. (in.)	O.D. (in.)	Nominal Thickness (in.)	Unit Pkg. Qty.
FWMZ1095	5	5.3	10.0	1	100
FWMZ1096	6	6.4	12.0	1.6	100
FWMZ1098	8	8.4	16.0	1.6	100
FWMZ10910	10	10.5	20.0	2	100
FWMZ10912	12	13.0	24.0	2.5	100
FWMZ10914	14	15.0	28.0	2.5	100
FWMZ10916	16	17.0	30.0	3	100
FWMZ10918	18	19.0	34.0	3	100
FWMZ10920	20	21.0	37.0	3	50



The Fastener Group



## BOLTS, NUTS & WASHERS

### 18-8 STAINLESS STEEL Standard - USS FLAT WASHERS



Part #	For Bolt Size (in.)	I.D. (in.)	O.D. (in.)	Thickness Range (in.)	Unit Pkg. Qty.
-	2	.0937	1/4	.012-.022	100
-	4	.125	5/16	.022-.041	100
-	6	.147	3/8	.022-.041	100
-	8	.171	3/8	.022-.041	100
FWS188003	10	.200	7/16	.022-.041	100
-	12	.243	1/2	.045-.075	100
FWS188004	1/4	.281	11/16	.034-.068	100
FWS188005	5/16	.375	7/8	.045-.075	100
FWS188006	3/8	.391	1	.040-.075	100
FWS188007	7/16	.500	1-1/8	.045-.075	100
FWS188008	1/2	.562	1-1/4	.056-.112	100
FWS1880010	5/8	.687	1-1/2	.056-.112	100
FWS1880012	3/4	.812	1-7/8	.075-.155	50
FWS1880014	7/8	.937	2-1/4	.075-.155	50
FWS1880016	1	1.0625	2-1/2	.109-.140	50
-	1-1/4	1.312	2-3/4	.109-.140	50

### STAINLESS STEEL Flat Washers



16 Sizes -  
967 Pieces

Bolt Size	Inside Dia. (in.)	Outside Dia. (in.)	Thickness Range (in.)	Ass't Qty.
2	.0937	1/4	.012-.022	100
4	.125	5/16	.022-.041	100
6	.147	3/8	.022-.041	100
8	.171	3/8	.022-.041	100
10	.200	7/16	.022-.041	100
12	.243	1/2	.045-.075	100
1/4	.281	.625	.034-.068	100
5/16	.343	3/4	.034-.068	100
3/8	.391	1	.050-.084	50
7/16	.500	1-1/8	.045-.075	50
1/2	.562	1-1/4	.056-.112	25
5/8	.687	1-1/2	.056-.112	20
3/4	.812	1-7/8	.075-.155	10
7/8	.937	2-1/4	.075-.155	5
1	1.0625	2-1/2	.109-.140	5
1-1/4	1.312	2-3/4	.109-.140	2

REGULAR SIZE Steel, grey enamel Drawer will fit Slide Racks  
Shipping Weight 9.5 Lbs.

**ASK FOR PRICE AND AVAILABILITY**



## BOLTS, NUTS & WASHERS

### STEEL FLAT WASHERS - KIT Zinc Plated - USS



17 Sizes -  
1190 Pieces

Bolt Size	Inside Dia. (in.)	Outside Dia. (in.)	Thickness Range (in.)	Ass't Qty.
8	3/16	7/16	.036-.065	200
8	3/16	1/2	.055-.065	150
8	11/64	3/4	.031	100
3/16	1/4	9/16	.036-.065	150
14	1/4	5/8	.044-.052	150
1/4	5/16	3/4	.051-.080	100
5/16	11/32	1-1/4	.065	50
5/16	11/32	1-1/2	.083	40
5/16	3/8	7/8	.064-.104	50
3/8	25/64	1-1/2	.083	40
3/8	7/16	1	.064-.104	40
3/8	7/16	1-3/4	.078	25
7/16	1/2	1-1/4	.064-.104	25
1/2	9/16	1-3/8	.086-.132	25
9/16	5/8	1-1/2	.086-.132	25
5/8	11/16	1-3/4	.108-.160	10
3/4	13/16	2	.122-.177	10

A complete range of hole sizes from 3/16" to 13/16".

Also features 4 popular sizes of Fender Washers.

REGULAR SIZE welded Steel grey enamel Drawer has hinged lid and "scooped" Bins. Drawer fits the Slide Racks

Shipping Weight 18 Lbs.

### FLAT AND HELICAL LOCKWASHERS Steel, Zinc Plated



7 Sizes - 280 Pieces



Bolt Size	Ass't Qty.
6	20
8	20
10	20
1/4	20
5/16	20
3/8	20
1/2	20

Bolt Size	Ass't Qty.
6	20
8	20
10	20
1/4	40
5/16	20
3/8	20
1/2	20

Put up in a clear durable plastic container with hinged lid.

Size: 1" x 2-3/4" x 4-1/2".

**ASK FOR PRICE AND AVAILABILITY**



## BOLTS, NUTS & WASHERS

### STEEL FENDER WASHERS

#### Low Carbon Steel



Large O.D. for extra wide bearing surface

ZINC Pld.	For Bolt	Nominal			Unit Pkg.
Part #	Size (in.)	I.D. (in.)	O.D. (in.)	Thickness (in.)	Qty.
FWZFEN003-012	3/16	7/32	3/4	.062	100
FWZFEN003-016	3/16	7/32	1	.035	100
FWZFEN003-024	3/16	.261	1-1/2	.017	100
FWZFEN004-016	1/4	9/32	1	.065	100
FWZFEN004-024	1/4	9/32	1-11/2	.031	100
FWZFEN005-016	5/16	11/32	1	.065	100
FWZFEN005-024	5/16	11/32	1-1/2	.083	100
FWZFEN006-024	3/8	25/64	1-1/2	.083	100
FWZFEN006-032	3/8	13/32	2	.120	100
FWZFEN006-048	3/8	13/32	3	.098-.112	100
FWZFEN007-024	7/16	15/32	1-1/2	.095	50
FWZFEN008-032	1/2	17/32	2	.150	50
FWZFEN010-032	5/8	41/64	2	.187	50

### HARDENED STEEL STRUCTURAL WASHERS

#### Plain Finish



Conforming to ASTM F436 for use with A325 and A490 Structural Bolts

PLAIN	For Bolt	Nominal			Unit Pkg.
Part #	Size (in.)	I.D. (in.)	O.D. (in.)	Thickness (in.)	Qty.
SWA008	1/2	17/32	1-1/16	.097-.177	100
SWA010	5/8	11/16	1-5/16	.122-.177	100
SWA012	3/4	13/16	1-15/32	.122-.177	100
SWA014	7/8	15/16	1-3/4	.136-.177	100
SWA016	1	1-1/8	2	.136-.177	100
SWA018	1-1/8	1-1/4	2-1/4	.136-.177	100
SWA020	1-1/4	1-3/8	2-1/2	.136-.177	100
-	1-1/2	1-5/8	3	.136-.177	-

### STEEL PLATE WASHERS

#### Hot Galvanized

For maximum protection



HOT GALV.	Bolt	Outside	Hole	Thickness		Unit Pkg.
Part #	Dia. (in.)	Dia. (in.)	Dia. (in.)	Gauge	Inches	Qty.
PWG004USS	1/4	3/4	5/16	16	1/16	100
PWG005USS	5/16	7/8	3/8	14	5/64	100
PWG006USS	3/8	1	7/16	14	5/64	100
PWG008USS	1/2	1-3/8	9/16	12	7/64	50
PWG010USS	5/8	1-3/4	11/16	10	9/64	50
PWG012USS	3/4	2	13/16	10	9/64	50
PWG014USS	7/8	2-1/4	15/16	9	5/32	50
PWG016USS	1	2-1/2	1-1/16	9	5/32	25
PWG018USS	1-1/8	2-3/4	1-1/4	9	5/32	25
PWG020USS	1-1/4	2-3/4	1-5/16	9	5/32	25

CALL FOR PRICE AND AVAILABILITY





# BOLTS, NUTS & WASHERS

## BRASS FLAT WASHERS (ANTI-CORROSIVE) Standard



ASK FOR PRICE AND AVAILABILITY

Screw Size	For Bolt Size (in.)	I.D. (in.)	O.D. (in.)	Thickness Range (in.)
000	-	.037	5/64	.010-.016
00	-	.050	7/64	.013-.019
0	-	.065	5/32	.015-.021
1	-	.078	3/16	.015-.021
2	-	.092	3/16	.015-.021
3	-	.105	1/4	.017-.023
4	-	.119	9/32	.022-.028
4	-	.119	9/32	.022-.028
5	1/8	.125	3/4	.052-.062
5	1/8	.133	9/32	.022-.028
6	-	.147	5/16	.022-.028
6	-	.147	5/16	.022-.028
6	-	.147	3/8	.028-.036
8	5/32	.172	3/8	.028-.036
8	5/32	.172	7/16	.032-.040
10	3/16	.200	7/16	.032-.040
10	3/16	.200	1/2	.036-.044
10	3/16	.200	1/2	.036-.044
12	7/32	.227	1/2	.036-.044
12	7/32	.227	9/16	.036-.044
-	-	.174	1/2	.013-.019
14	1/4	.260	9/16	.036-.044
14	1/4	.260	11/16	.046-.056
-	-	.17/64	15/32	.028-.036
16	-	.282	5/8	.036-.044
16	-	.282	3/4	.059-.069
18	-	.310	11/16	.046-.056
18	-	.310	7/8	.059-.069
20	5/16	.337	3/4	.059-.069
20	5/16	.337	7/8	.059-.069
-	3/8	.390	.682	.046-.056
24	3/8	.391	7/8	.059-.069
24	3/8	.391	1	.075-.087
30	7/16	1/2	1-1/8	.075-.087
34	1/2	9/16	1-1/4	.085-.097
34	1/2	9/16	1-3/8	.085-.097
-	5/8	11/16	1-1/2	.096-.108
-	3/4	13/16	1-7/8	.108-.120
-	7/8	15/16	2-1/4	.123-.135
-	1	1-1/16	2-1/2	.137-.151
-	1-1/8	1-3/16	2-3/4	.155-.169
-	1-1/4	1-5/16	3	.155-.169

## ASSORTMENT Brass Flat Washers

16 Sizes -  
1315 Pieces



REGULAR SIZE Steel, grey enamel Drawer will fit Slide Racks  
Shipping Weight 7 Lbs.

Bolt Size	Inside Dia. (in.)	Outside Dia. (in.)	Thickness Range (in.)	Ass't Qty.
2	.092	3/16	.015-.021	200
3	.105	1/4	.017-.023	200
4	.119	9/32	.022-.028	200
5	.133	9/32	.022-.028	100
6	.147	5/16	.022-.028	100
8	.172	3/8	.028-.036	100
10	.200	7/16	.032-.040	100
12	.227	1/2	.036-.044	100
1/4	.260	9/16	.036-.044	100
.294	.310	11/16	.046-.056	25
5/16	.337	3/4	.059-.069	25
3/8	.390	.682	.046-.056	25
7/16	1/2	1-1/8	.075-.087	10
1/2	9/16	1-1/4	.085-.097	10
5/8	11/16	1-1/16	.096-.108	10
3/4	13/16	1-7/8	.108-.120	10







## BOLTS, NUTS & WASHERS

### FLAT WASHERS (ANTI-CORROSIVE) Standard



For Bolt Size (in.)	I.D. (in.)	O.D. (in.)	Thickness Range (in.)	
3	.108	.400	.029-.035	Aluminum
4	.125	3/8	.029-.035	
6	.147	3/8	.029-.035	
8	.172	3/8	.029-.035	
10	.196	7/8	.059-.067	
10	.203	7/16	.037-.043	
1/4	.260	11/16	.046-.054	
5/16	.343	7/8	.059-.067	
5/16	.344	9/16	.059-.067	
5/16	.375	7/8	.059-.067	
3/8	.406	7/8	.059-.067	
3/8	.391	1	.076-.084	
1/2	.563	1-1/4	.086-.094	
5/8	.687	1-1/2	.096-.104	
3/4	.812	1-7/8	.096-.104	
3/16	.189	1/2	.036-.044	Copper
1/4	.253	11/16	.046-.056	
5/16	.337	7/8	.059-.069	
3/8	.391	1	.059-.069	
1/2	.563	1-1/4	.085-.097	
5/8	.687	1-1/2	.085-.097	
3/4	.812	1-7/8	.085-.097	
1/4	.260	11/16	.041	Silicon Bronze
5/16	21/64	3/4	.065	
5/16	.337	7/8	.064	
3/8	.391	7/8	.064	
3/8	25/64	1	.065	
1/2	9/16	1-1/8	.065	
1/2	9/16	1-1/4	.095	
5/8	11/16	1-1/2	.092	
3/4	13/16	1-7/8	.102	
7/8	15/16	2-1/4	.109	
1	1-1/16	2-1/2	.125	
10	7/32	1/2	.062	Lead
12	1/4	1/2	.062	
1/4	17/64	11/16	.062	
5/16	11/32	7/8	.062	
-	5/8	1-1/8	.188	

ASK FOR PRICE AND AVAILABILITY

### Copper Burrs - for Rivets



B.W. Gauge (or inches)	I.D. (in.)	O.D. (in.)	Nominal Thickness (in.)
12	.101-.104	.375-.385	.042
10	.128-.131	.375-.385	.042
10	.125	.312	.040
8	.157-.160	.500-.510	.042
3/16	.192-.195	.500-.510	.042
4	.236-.239	.625-.635	.050
1/4	.257-.260	.625-.635	.050
5/16	.320-.323	.625-.635	.050

ASK FOR PRICE AND AVAILABILITY



# BOLTS, NUTS & WASHERS

## RUBBER (E.P.D.M.) WASHER

Standard Thickness is 3/32

DUROMETER 70 (+-5)



Size	(in.)	(in.)	Qty.	Screw Size	I.D. (in.)	O.D. (in.)	Unit Qty.
6 Standard	.120	1/4	100	14 Optional	.230	5/8	50
6 Standard	.120	3/8	100	5/16 Standard	.290	9/16	50
8 Standard	.150	5/16	100	5/16 Optional	.290	11/16	50
8 Optional	.150	7/16	100	3/8 Standard	.355	5/8	50
8 Optional	.152	3/8	100	3/8 Optional	.355	13/16	50
10 Standard	.170	3/8	100	1/2 Optional	.490	1-1/16	25
10 Optional	.170	1/2	100	5/8 Optional	.615	1-5/16	25
12 Standard	.195	7/16	100	3/4 Optional	.740	1-1/2	25
12 Optional	.195	9/16	100	1 Optional	.990	2	25
14 Standard	.230	1/2	100				

Phone For Availability

Phone For Availability

## SILICONE WASHER

"Hi/Low Temp"

Excellent Heat Resistance - Extreme Low Temperature  
-62°C to 230°C (-80°F to 450°F)

DUROMETER 60 (+-5)

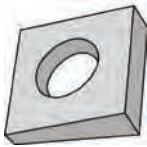


(in.)	(in.)	(in.)	Qty.	I.D. (in.)	O.D. (in.)	Thickness (in.)	Unit Qty.
.125	.375	.062	100	.312	.687	.125	50
.156	.437	.062	100	.375	.750	.125	50
.187	.500	.093	100	.500	1.00	.125	25
.250	.625	.093	50				

Phone For Availability

Phone For Availability

## MALLEABLE IRON BEVELED WASHERS



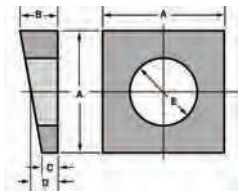
Plain Finish

16-2/3% SLOPE

ALSO AVAILABLE IN HARDENED STEEL

Part #	Dia. (in.)	(Square)	End (in.)	End (in.)	Dia. (in.)	Qty.
BWB004	1/4	11/16	7/32	5/64	5/16	50
BWB006	3/8	1-1/4	11/32	5/32	7/16	50
BWB008	1/2	1-1/4	11/32	5/32	9/16	50
BWB010	5/8	1-1/2	13/32	5/32	11/16	25
BWB012	3/4	1-1/2	13/32	5/32	13/16	25
BWB014	7/8	2	1/2	7/32	15/16	10

## ALUMINUM (Alloy 319) BEVELED WASHERS



Plain Finish - TYPE A

SLOPE 2 IN 12 (~16°)

Dia. (in.)	A	B	C	D	E	Qty.
1/4	0.69	0.22	0.09	0.16	0.31	100
5/16	1.00	0.31	0.16	0.23	0.38	100
3/8	1.25	0.34	0.12	0.23	0.44	50
1/2	1.25	0.34	0.12	0.23	0.56	50
5/8	1.50	0.38	0.12	0.25	0.69	25
3/4	1.50	0.44	0.19	0.31	0.81	25

Phone For Availability

## STEEL SHIM STOCK

SINGLE ROLLS

The economical answer for more precise assembly and product reliability.

The machinist, tool and die maker, millwright, design engineer have found shim stock an economical answer for solving a variety of industrial and commercial shimming problems.

### THICKNESS TOLERANCE

(in.)	6 (in.)	12 (in.)
.001-.003	+/- 10%	+/- 10%
.004-.006	+/- .0005	+/- .00075
.007-.019	+/- .00075	+/- .001
.020-.025	+/- .001	+/- .0015
.026-.031	+/- .0015	+/- .002


SEE YOUR SALES REP FOR SIZES AND AVAILABILITY



# BOLTS, NUTS & WASHERS

## RUBBER WASHERS

Large selection, Call for details  
**FROM #6 TO 1" BOLT & SCREW SIZES**

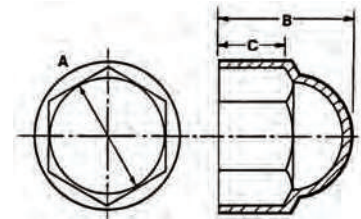


Galvanized Back / Neo Bonded

**RUBBER AND NEOPRENE WASHERS AVAILABLE BY REQUEST**

## BOLT AND NUT PROTECTION CAPS

White/Black Low Density Polyethylene



METRIC SIZES - Dimensions in Millimetres

Part #	To Fit Bolt & Nut Size	A Width A/F	B Overall Height	C Inside Hex Height
<i>INCHES</i>				
	1/4	.425	1/2	.210
	5/16	.484	5/8	9/32
	3/8	.544	11/16	5/16
<i>MILLIMETERS</i>				
	M5	7.9	9.2	4.3
	M6	9.8	13.0	5.7
	M8	12.8	15.0	7.9
	M10	16.8	19.5	8.8
	M12	18.8	21.2	11.1
	M14	21.8	23.8	11.6
	M16	23.8	26.8	14.3
	M18	26.8	29.3	16.8
	M20	29.8	32.0	18.3
	M22	31.8	35.7	19.2
	M24	35.7	40.2	20.7

## FASTENER HEAD COVERS & WASHERS

*UV Stabilized Polypropylene*

**Size No. 8**  
 FOR USE WITH #8 SCREWS



**Size No. 10**  
 FOR USE WITH #10 SCREWS



13/64 X 33/64 O.D. COVER	Flat Bottom WASHER	CTSK. Bottom WASHER	15/64 x 19/32 O.D. COVER	Flat WASHER
-----------------------------	--------------------------	---------------------------	-----------------------------	----------------



# BOLTS, NUTS & WASHERS

## FINISHING (SCREW) WASHERS

### COUNTERSUNK

Part #	Size	(in.)
-	4	25/64
-	5	13/32
CWZ6	6	7/16
CWZ8	8	17/32
CWZ10	10	19/32
CWZ12	12	11/16
CWZ004	1/4	25/32
CWZ005	5/16	15/16
CWZ006	3/8	1-1/8

### COUNTERSUNK



ALSO AVAILABLE IN BRASS, NICKEL PLATED AND STAINLESS STEEL

### FLUSH TYPE

ALSO AVAILABLE IN BRASS, BRASS NIC. PL., STEEL NIC. PLT. 18-8 STAINLESS STEEL

## ASSORTMENT

### COUNTERSUNK FINISHING WASHERS

Zinc Plated Steel, Stainless Steel and Brass, Nickel Plated

SIZES TO FIT COUNTERSUNK SCREWS #4 TO 3/8

REGULAR SIZE Steel, grey enamel Drawer will fit Slide Racks  
Shipping Weight 7 Lbs.

20 Sizes -  
1700 pieces



## SPECIAL ORDERS ARE AVAILABLE - SEE OUR SALES STAFF



FINISHING



FLUSH



CUP FLANGE



CUP



SPACER



WIDE FLANGE



FLANGE



RECESSED





# BOLTS, NUTS & WASHERS

## SPRING (SPLIT) LOCKWASHERS

Regular Style - Helical Split Type



ASME/ANSI B18.21.1

GRADE 8 ALSO AVAILABLE

ZINC Part #	For Bolt Size (in.)	Width (in.)	Thickness O.D. (in.)	Unit Pkg. Qty.
-	2	.035	.020	100
-	3	.040	.025	100
-	4	.040	.031	100
-	5	.047	.031	100
-	6	.047	.031	100
-	8	.055	.040	100
LWZ003	10	.062	.047	100
LWZ004	1/4	.109	.062	100
LWZ005	5/16	.125	.078	100
LWZ006	3/8	.141	.094	100
LWZ007	7/16	.156	.109	100
LWZ008	1/2	.171	.125	100
LWZ009	9/16	.188	.141	100
LWZ010	5/8	.203	.156	100
LWZ012	3/4	.234	.188	100
LWZ014	7/8	.266	.219	100
LWZ016	1	.297	.250	100
LWZ018	1-1/8	.328	.281	50
LWZ020	1-1/4	.359	.312	50
LWZ022	1-3/8	.391	.344	25
LWZ024	1-1/2	.422	.375	25
*	1-5/8	.500	.375	25
*	1-3/4	.500	.375	25
*	1-7/8	.500	.375	25
*	2	.500	.375	20
*	2-1/4	.500	.375	10
*	2-1/2	.500	.375	10

ALSO AVAILABLE IN HI COLLAR FOR SOCKET CAPSCREWS

## ASSORTMENT Split Lockwashers - Steel Plated




14 Sizes -  
582 Pieces

Regular Size Drawer Size: 13-3/8" x 9-1/4" x 2"  
Shipping Weight 6.5 Lbs.

\* NON STOCK

## NORD-LOCK Bolt Securing System C1020 LOW CARBON STEEL

Heat Treated  
Zinc Plated and Yellow  
Chromate Finish



INCH SIZES

GLUED PAIRS Part #	Bolt Size (in.)	I.D. (in.)	O.D. (in.)	Thickness (in.)	Unit Pkg.
NOR1/4	1/4	0.28	0.45	0.07	50 pairs
NOR3/8	3/8	0.41	0.83	0.10	50 pairs
NOR7/16	7/16	0.45	0.73	0.10	25 pairs
NOR1/2	1/2	0.53	0.77	0.10	25 pairs
NOR5/8	5/8	0.79	1.21	0.13	20 pairs
NOR3/4	3/4	0.79	1.54	0.13	20 pairs
NOR1	1	1.10	1.54	0.13	20 pairs

ALSO AVAILABLE IN METRIC SIZES



# BOLTS, NUTS & WASHERS

## Metric LOCKWASHERS Split Type - Helical - Plain Ends

**DIN 127B**



For use with Hex Head Cap Screws Styles DIN 931 and DIN 933

Steel (Zinc)	For Bolt	I.D.	O.D.		Unit Pkg.
Part #	Size (in.)	(in.)	O.D. (in.)	Thickness	Qty.
-	2	2.1	4.4	.5	100
-	2.3	2.4	4.9	.6	100
-	2.5	2.6	5.1	.6	100
-	2.6	2.7	5.2	.6	100
-	3	3.1	6.2	.8	100
-	3.5	3.6	6.7	.8	100
-	4	4.1	7.6	.9	100
-	5	5.1	9.2	1.2	100
LWMB1096MM	6	6.1	11.8	1.6	100
LWMB1098MM	8	8.1	14.8	2	100
LWMB10910MM	10	10.2	18.1	2.2	100
LWMB10912MM	12	12.2	21.1	2.5	100
LWMB10914MM	14	14.2	24.1	3	100
LWMB10916MM	16	16.2	27.4	3.5	100
LWMB10918MM	18	18.2	29.4	3.5	100
LWMB10920MM	20	20.2	33.6	4	100
LWMB10922MM	22	22.5	35.9	4	100
LWMB10924MM	24	24.5	40	5	50
LWMB10930MM	30	30.5	48.2	6	50

*Larger Sizes Available*

**ALSO AVAILABLE IN STEEL (YELLOW ZINC), A2 STAINLESS STEEL, SILICONE BRONZ**

## ASSORTMENT

### Split Lockwashers - Metric



**DIN 127B**

**18 Sizes -  
940 Pieces**

Bolt SIZE	I.D. (in.)	O.D. (in.)	Thickness	Qty.
M2	2.1	4.4	.5	100
M2.3	2.4	4.9	.6	100
M2.6	2.7	5.2	.6	100
M3	3.1	6.2	.8	100
M3.5	3.6	6.7	.8	100
M4	4.1	7.6	.9	100
M5	5.1	9.2	1.2	80
M6	6.1	11.8	1.6	60
M7	7.1	12.8	1.6	50
M8	8.1	14.8	2.0	40
M10	10.2	18.1	2.2	30
M12	12.2	21.1	2.5	30
M14	14.2	24.1	3.0	15
M16	16.2	27.4	3.5	10
M18	18.2	29.4	3.5	8
M20	20.2	33.6	4.0	6
M22	22.5	35.9	4.0	6
M24	24.5	40.0	5.0	5

Regular Size grey enamel Steel Drawer.  
Shipping Weight 57Lbs.



## BOLTS, NUTS & WASHERS

### SPRING (SPLIT) LOCKWASHERS - 18.8 SS

Regular Style - Helical Split Type



ASME/ANSI B18.21.1

18-8 SS Part #	For Bolt Size (in.)	Width (in.)	Thickness O.D. (in.)	Unit Pkg. Qty.	ALSO AVAILABLE IN HI COLLAR
*	2	.035	.020	100	* CALL FOR PRICE AND AVAILABILITY
*	3	.040	.025	100	
*	4	.040	.031	100	
*	6	.047	.031	100	
*	8	.055	.040	100	
*	10	.062	.047	100	
*	12	.070	.056	100	
LWS188004	1/4	.109	.062	100	
LWS188005	5/16	.125	.078	100	
LWS188006	3/8	.141	.094	100	
LWS188007	7/16	.156	.109	100	
LWS188008	1/2	.171	.125	100	
LWS188010	5/8	.203	.156	100	
LWS188012	3/4	.234	.188	50	
LWS188014	7/8	.266	.219	50	
LWS188016	1	.297	.250	50	

ALSO AVAILABLE IN 316 STAINLESS STEEL, ALUMINUM AND SILICON BRONZE

### SPRING (SPLIT) LOCKWASHERS

Regular Style - Helical Split Type

Hot Galvanized Steel



ASME/ANSI B18.21.1

H.G. STEEL Part #	For Bolt Size (in.)	Width (in.)	Thickness O.D. (in.)	Unit Pkg. Qty.
LWG004	1/4	.109	.062	100
LWG005	5/16	.125	.078	100
LWG006	3/8	.141	.094	100
LWG008	1/2	.171	.125	100
LWG010	5/8	.203	.156	100
LWG012	3/4	.234	.188	100
LWG014	7/8	.266	.219	100
LWG016	1	.297	.250	100

### ASSORTMENT

Split Lockwashers - 18-8 SS



16 Sizes -  
1000 Pieces

Regular Size Drawer Size: 13-3/8" x 9-1/4" x 2"  
Shipping Weight 6.5 Lbs.

Bolt Size	Width (in.)	Thickness (in.)	Qty.
2	.035	.020	100
3	.040	.025	100
4	.040	.031	100
6	.047	.031	100
8	.055	.040	100
10	.062	.047	100
12	.070	.056	100
1/4	.109	.062	100
5/16	.125	.078	50
3/8	.141	.094	50
7/16	.156	.109	25
1/2	.171	.125	25
5/8	.203	.156	15
3/4	.234	.188	15
7/8	.266	.219	10
1	.297	.250	10




# BOLTS, NUTS & WASHERS

## TOOTH LOCKWASHERS

ASME/ANSI B18.21.1

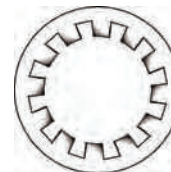
ZINC PLATED	Bolt	O.D.	
Part #	Size	(in.)	Thickness (in.)
-	2	.285-.275	.018
-	4	.260-.245	.019-.015
-	6	.320-.305	.022-.016
-	8	.381-.365	.023-.018
-	10	.410-.395	.025-.020
-	12	.475-.460	.028-.023
LWZEXT004	1/4	.510-.494	.028-.023
LWZEXT005	5/16	.610-.588	.034-.028
LWZEXT006	3/8	.694-.670	.040-.032
LWZEXT007	7/16	.760-.740	.040-.032
LWZEXT008	1/2	.900-.880	.045-.037
LWZEXT009	9/16	.985-.960	.045-.037
LWZEXT010	5/8	1.070-1.045	.050-.042
LWZEXT012	3/4	.260-1.220	.055-.047

External Tooth (Flat)



-	2	.200-.175	.015-.010
-	3	.232-.215	.019-.012
LWZINT4	4	.270-.255	.019-.015
LWZINT5	5	.280-.245	.021-.017
LWZINT6	6	.295-.275	.021-.017
LWZINT8	8	.340-.325	.023-.018
LWZINT10	10	.381-.365	.025-.020
-	12	.410-.394	.025-.020
LWZINT004	1/4	.478-.460	.028-.023
LWZINT005	5/16	.610-.594	.034-.028
LWZINT006	3/8	.692-.670	.040-.032
LWZINT007	7/16	.789-.740	.040-.032
LWZINT008	1/2	.900-.867	.045-.037
LWZINT009	9/16	.965-.957	.045-.037
LWZINT010	5/8	1.071-1.045	.050-.042
LWZINT012	3/4	1.245-1.220	.055-.047
LWZINT014	7/8	1.410-1.364	.060-.052
LWZINT016	1	1.637-1.590	.067-.059
-	1-1/8	1.830-1.799	.067-.059
-	1-5/16	1.950-1.921	.063

Internal Tooth (Flat)



6	.510-.495	.024
8	.610-.580	.030
10	.610-.580	.030
1/4	.760-.720	.035
5/16	.900-.865	.035
3/8	.985-.965	.040
1/2	1.260-1.220	.050
5/8	1.620-1.590	.062

Internal-External Tooth (Flat)



PHONE FOR PRICE AND AVAILABILITY

- 6
- 8
- 10
- 12
- 1/4
- 9/32
- 5/16
- 3/8
- 7/16

External Tooth 82° COUNTERSUNK

PHONE FOR PRICE AND AVAILABILITY



The Fastener Group





## BOLTS, NUTS & WASHERS

### ASSORTMENTS - TOOTH LOCKWASHERS STEEL, ZINC PLATED

Contents of Kit:

#### EXTERNAL TOOTH FLAT (Quantity in Brackets)

4	(25)	1/4	(35)	1/2	(25)
6	(35)	5/16	(35)	9/16	(20)
8	(35)	3/8	(35)	5/8	(15)
10	(35)	7/16	(25)	3/4	(12)

#### INTERNAL TOOTH FLAT (Quantity in Brackets)

4	(25)	10	(35)	5/16	(35)
6	(35)	12	(35)	3/8	(35)
8	(35)	1/4	(35)	7/16	(20)

#### EXTERNAL TOOTH COPUNTERSUNK (Quantity in Brackets)

6	(35)	12	(35)	5/16	(25)
8	(35)	1/4	(30)	3/8	(20)
10	(35)	9/32	(30)	7/16	(10)

Furnished in a Regular Size grey enamelled steel drawer with hinged lid and scooped bins.  
Drawer will fit into Slide Racks.

Shipping Weight: 5 lbs.



30 Sizes – 877 Pieces

### ASSORTMENTS - TOOTH LOCKWASHERS 410 STAINLESS STEEL

Contents of Kit:

#### EXTERNAL TOOTH FLAT (Quantity in Brackets)

4	(100)	10	(100)	3/8	(25)
6	(100)	12	(100)	1/2	(25)
8	(100)	1/4	(25)	5/8	(20)

#### INTERNAL TOOTH FLAT (Quantity in Brackets)

4	(100)	10	(100)	3/8	(25)
6	(100)	12	(50)	1/2	(15)
8	(100)	1/4	(25)	3/4	(10)

Furnished in a Regular Size grey enamelled steel drawer with hinged lid and scooped bins.  
Drawer will fit into Slide Racks.

Shipping Weight: 5 lbs.



18 Sizes – 1050 Pieces

**paulin**<sup>®</sup>

The Fastener Group



## BOLTS, NUTS & WASHERS

### SCREW EYES STEEL - Zinc Plated



Part #	Screw Gauge	Overall Lgth (in.)	Wire Dia. (in.)	I.D. Eye	Shank Lgth (in.)	Qty.
ONW2410X-B	1	7/16	.053	1/8	7/32	100
-	2	5/8	.070	1/8	3/8	100
-	2	13/16	.070	7/32	1/2	100
ONW2502X-B	3	7/8	.083	15/64	1/2	100
ONW2504X-B	5	1	.106	9/32	9/16	100
ONW2506X-B	8	1-1/8	.128	5/16	5/8	100
ONW2508X-B	10	1-5/16	.158	11/32	3/4	100
ONW2510X-B	12	1-9/16	.182	3/8	7/8	100
ONW2512X-B	14	1-7/8	.205	15/32	1-1/8	100
ONW2514X-B	16	2-1/8	.238	1/2	1-3/16	100
ONW2518X-B	18	2-3/8	.260	17/32	1-3/8	50

### SCREW HOOKS STEEL - Zinc Plated



Part #	Screw Gauge	Overall Lgth (in.)	Wire Dia. (in.)	A	Qty.
N/A	3	1-3/8	.083	1/4	100
ONW2704X-S	5	1-5/8	.106	5/16	100
ONW2706X-S	8	1-7/8	.128	3/8	100
ONW2708X-S	10	2-1/4	.158	1/2	100
ONW2712X-S	12	2-3/4	.182	9/16	100
ONW2714X-S	14	3-3/8	.192	3/4	100
N/A	16	3-3/4	.232	7/8	50
N/A	18	4-1/4	.270	15/16	50
N/A	20	4-1/2	.292	1-1/32	50
N/A	24	4-1/2	.320	1-1/8	25

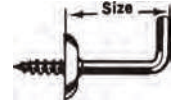
### TURNBUCKLES

TURNBUCKLE BODY - Zinc Alloy  
STEEL HOOKS and EYES - Zinc CHromate Plated

Hook & Eye	Eye & Eye	Hook & Hook	Thread (in.)	Closed (in.)	Open (in.)	Body Lgth. (in.)	I.D. Eye (in.)	Qty.
ONW2011x-B	*	*	#8-32	3-5/8	4-7/8	1-7/8	7/32	10
ONW2012x-B	*	*	#10-24	3-3/4	5-3/8	2-1/4	1/4	10
ONW2014x-B	*	*	1/4-20	5-1/2	7-5/8	3	5/16	10
ONW2015x-B	*	*	5/16-18	7	9-3/4	3-3/4	3/8	10
ONW2016x-B	*	*	3/8-16	7-1/2	10-1/2	4-1/4	1/2	10

\*ASK FOR AVAILABILITY

### SHOULDER HOOKS SOLID BRASS



Part #	Size (in.)	Wire Dia. (in.)	Overall Lgth. (in.)	Qty.
ONW2750B	1/2	.072"	7/8	100
ONW2752B	3/4	.092"	1-1/8	100
ONW241B	1	.120"	1-1/2	100

### CUP HOOKS SOLID BRASS



Part #	Size (in.)	Wire Dia. (in.)	Overall Lgth. (in.)	Qty.
ONW2780B	1/2"	.072"	7/8"	100
ONW2781B	5/8"	.080"	1"	100
ONW2782B	3/4"	.092"	1-1/8"	100
ONW2783B	7/8"	.105"	1-5/16"	100
ONW2784B	1"	.120"	1-1/2"	100
ONW2785B	1-1/4"	.135"	1-3/4"	50



EYE & EYE



HOOK & EYE



HOOK & HOOK



## BENT EYE BOLTS

**STEEL - Zinc Plated**

(Clear Chromate Finish)

Part #	Thread	Overall Lgth. (in.)
<b>EYE BOLTS with NUTS</b>	<b>EYE BOLTS DIMENSIONAL DATA</b>	
ONW2102x-B	10-24	1-1/8
ONW2104x-BC	10-24	1-1/2
ONW2107x-B	1/4-20	2-1/2
ONW2108x-B	1/4-20	3
ONW2109x-B	1/4-20	4
ONW2111x-B	1/4-20	6
ONW2112x-B	5/16-18	3-1/4
ONW2114x-B	5/16-18	4
ONW2115x-B	5/16-18	5
ONW2117x-B	3/8-16	4
ONW2118x-B	3/8-16	5
ONW2119x-B	3/8-16	6
ONW2120x-B	3/8-16	8

## LAG SCREW EYES

**STEEL - Bright Zinc Plated**



Part #	Thread	Overall Lgth. (in.)
ONW2151x-B	1/4	3-3/4
ONW2153x-B	5/16	4
ONW2155x-B	3/8	4-1/4

**STEEL - Hot Galvanized and Plain Finish**

SCREW EYE BOLTS

See Gray Tools

UPON REQUEST



**WE ALSO OFFER...**

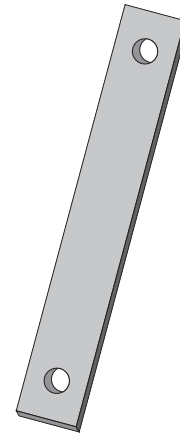
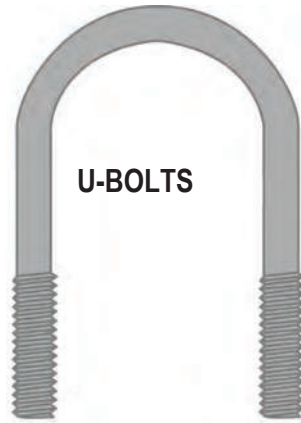
**1/4" - 1" NC DIAMETERS**

## U-BOLTS & STRAP PLATES

U-Bolt and Strap Plate must be ordered separately.

Hex Nuts  
Not Included

PHONE FOR  
PRICING  
AND SIZES



STRAP PLATES  
*Upon Request*

## “S” HOOK

Part #	Wire	Lgth.	Unit
	Dia. (in.)	O/A (in.)	Pkg.
ONW275X-B	.102	1	100
-	.141	1-1/4	100
ONW276X-B	.141	1-1/2	25
-	.162	1-7/8	25
ONW277X-B	.185	2-1/4	25
ONW278X-B	.212	2-1/2	25
-	.272	2-3/4	25
-	.312	3	25
-	.375	3	25
-	.329	3-1/4	25
-	.375	3-1/2	25



OTHER SIZES AVAILABLE  
ON REQUEST



# BOLTS, NUTS & WASHERS

## TURNBUCKLE BODY

Comes In Plain, Galvanized or SS

With 1 right hand (RH) thread and 1 left hand (LH) thread. Be sure to order both Right and Left fittings to go with each Turnbuckle ordered. All fittings shown below are for 6" take-up length turnbuckle body.




Part #	Thread Dia. (in.)	Take-Up Lgth. (in.)	Overall Lgth (in.)
	3/8-16	6	7
	1/2-13	6	7-1/4
	5/8-11	6	7-1/2
	3/4-10	6	8

## ROUND EYE



L.H. Thread Part #	R.H. Thread Part #	Thread Dia. A (in.)	Shank Lgth. (in.)	B (in.)	C (in.)	Rated Capacity (lbs.)
		3/8 -16	4	3/4	3/8	1200
		1/2 -13	4	1	7/16	2100
		5/8 -11	5	1-3/8	9/16	3200
		3/4 -10	5	1-1/2	21/32	5000

## JAW



L.H. Thread Part #	R.H. Thread Part #	Thread Dia. A (in.)	Shank Lgth. (in.)	B (in.)	C (in.)	D (in.)	E (in.)	O/A Dia. F	Pin Dia. G	Rated Capacity (lbs.)
		3/8 -16	4	13/16	9/16	5/16	9/16	13/16	5/16	1200
		1/2 -13	4	1	3/4	3/8	3/4	1	7/16	2100
		5/8 -11	5	1-5/16	3/4	7/16	1	1-5/16	1/2	3200
		3/4 -10	5	1-1/2	15/16	7/16	1-3/16	1-5/8	5/8	5000

## STUB END



L.H. Thread Part #	R.H. Thread Part #	Thread Dia. A (in.)	Thread Lgth. B(in.)	Dia. D (in.)	Overall Lgth. (in.)	Rated Capacity (lbs.)
		3/8 -16	3-5/8	3/8	6-1/2	1200
		1/2 -13	3-3/4	1/2	7	2200
		5/8 -11	4	5/8	7-1/2	3500
		3/4 -10	4-1/8	3/4	8	5200

## HOOK



L.H. Thread Part #	R.H. Thread Part #	Thread Dia. A (in.)	Throat D (in.)	Take-up Lgth. (in.)	Rated Capacity (lbs.)
		3/8 -16	1/2	6	700
		1/2 -13	13/16	9	1040
		5/8 -11	27/32	12	1600
		3/4 -10	29/32	18	2000

ASK FOR AVAILABILITY

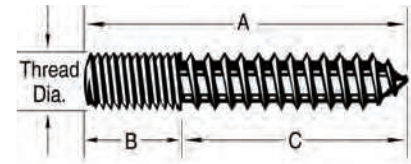


# BOLTS, NUTS & WASHERS

## HANGER BOLTS - STEEL TABLE BOLTS

Fittings for the furniture industry  
INCH SIZES

For use with pre-drilled holes.



Part #	U.N.C. Dia. (in.)	A O.A.Lgth. (in.)	B (in.)	C (in.)	Unit Pkg. Qty.	Part #	Thread Dia. (in.)	A O.A.Lgth. (in.)	B (in.)	C (in.)	Unit Pkg. Qty.
-	8.32	1	3/8	5/8	100	<b>18-8 STAINLESS STEEL</b>					
-	8.32	1-1/2	5/8	7/8	100	-	1/4-20	2	1	1	100
-	10-24	1-1/2	5/8	7/8	100	-	1/4-20	2-1/2	1	1-1/2	100
-	10-24	1-3/4	3/4	1	100	-	1/4-20	3	1-1/2	1-1/2	100
-	10-24	2	1	1	100	-	1/4-20	3-1/2	1-1/2	2	100
-	10-24	2-1/2	1	1-1/2	100	-	1/4-20	4	2	2	100
-	10-24	3	1-1/2	1-1/2	100	-	5/16-18	2	1	1	100
HBB004024	1/4-20	1-1/2	3/4	3/4	100	-	5/16-18	2-1/2	1	1-1/2	100
HBB004032	1/4-20	2	1	1	100	-	5/16-18	3	1-1/2	1-1/2	100
HBB004040	1/4-20	2-1/2	7/8	1-5/8	100	-	5/16-18	3-1/2	1-1/2	2	100
HBB004048	1/4-20	3	1-3/8	1-5/8	100	-	5/16-18	4	2	2	100
-	5/16-18	1-3/4	3/4	1	100	-	5/16-18	3	1-1/2	1-1/2	100
HBB005032	5/16-18	2	1	1	100	-	5/16-18	3-1/2	1-1/2	2	100
HBB005040	5/16-18	2-1/2	1-1/4	1-1/4	100	-	5/16-18	4	2	2	100
HBB005048	5/16-18	3	1-1/2	1-1/2	100	-	3/8-16	3	1-1/2	1-1/2	100
HBB005056	5/16-18	3-1/2	1-3/4	1-3/4	100	-	3/8-16	3-1/2	1-1/2	2	100
HBB005064	5/16-18	4	1-1/8	2	100	-	3/8-16	4	2	2	100
-	5/16-18	5	2-1/4	2-3/4	100						
HBB006032	3/8-16	2	1	1	100						
HBB006040	3/8-16	2-1/2	1-1/4	1-1/4	100						
HBB006048	3/8-16	3	1	1-1/2	100						
HBB006056	3/8-16	3-1/2	7/8	1-7/8	100						
HBB006064	3/8-16	4	1	2	100						
-	3/8-16	4-1/2	1-1/2	3	100						

## HANGER BOLTS - STEEL Cont...

### METRIC

Part #	Dia.	O.A.Lgth.			Qty.
-	M6 x 1.00	30	8	16	100
-	M6 x 1.00	35	11	24	100
-	M6 x 1.00	40	15	25	100
-	M6 x 1.00	50	25	25	100
-	M8 x 1.25	40	12	28	100
-	M8 x 1.25	50	20	30	100
-	M8 x 1.25	60	25	35	100
-	M8 x 1.25	70	35	35	100
-	M8 x 1.25	80	30	50	100
-	M10 x 1.50	50	20	30	100
-	M10 x 1.50	60	25	35	100
-	M10 x 1.50	70	20	50	100
-	M10 x 1.50	80	30	50	100

## DOWEL SCREWS - For Wood STEEL - Plain Finish

Right Hand Thread  
(both ends)

Part #	Thread Dia. (in.)	A O.A.Lgth. (in.)	Unit Pkg. Qty.
-	3/16	1-1/2	100
-	3/16	2	100
-	3/16	2-1/2	100
DOW004032	1/4	2	100
DOW004040	1/4	2-1/2	100
DOW005040	5/16	2-1/2	100
DOW005048	5/16	3	100
DOW005056	5/16	3-1/2	100
DOW005064	5/16	4	100
DOW006040	3/8	2-1/2	100
DOW006048	3/8	3	100
DOW006056	3/8	3-1/2	100
DOW006064	3/8	4	100

## THREADED STEEL INSERTS - For Wood Plain Finish - Zinc Plated



OUTSIDE: WOOD THREAD, INSIDE: MACHINE SCREW THREAD

For use with pre-drilled holes.

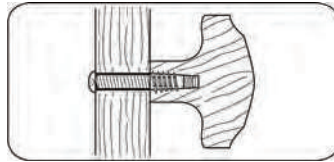

Part #	Inside Thread	O/A Dia. (in.)	O/A Length (in.)	Part #	Inside Thread	O/A Dia. (in.)	O/A Length (in.)
<b>INCH SIZES</b>				<b>METRIC SIZES</b>			
	1/4-20	15/32	25/64		M6 x 1.00	12 mm	10 mm
	1/4-20	15/32	15/32		M6 x 1.00	12 mm	12 mm
	1/4-20	15/32	19/32		M6 x 1.00	12 mm	15 mm
	5/16-18	35/64	19/32		M6 x 1.00	12 mm	15 mm
	5/16-18	35/64	45/64		M8 x 1.25	14 mm	15 mm
	3/8-16	23/32	45/64		M8 x 1.25	14 mm	18 mm
	3/8-16	23/32	29/32		M10 x 1.50	18 mm	15 mm
					M10 x 1.50	18 mm	18 mm

**POWER DRIVE TOOL**  
Plain Steel  
1/4 (M6) Inside thread dia.  
5/16 (M8) Inside thread dia.  
3/8 (M10) Inside thread dia.



## HEX DRIVE KNIFE THREAD INSERTS - For Wood Zinc Alloy Die Cast, Zinc Plated

Application for Flanged Insert and Flush Inserts



Flanged



Flush

### INCH SIZES

Part #	Inside Thread	Head Style	Length	Hole Size	Hex Dimensions	Drive Tool
	8-32	Flanged	7/16	15/64	5/32	Upon Request
	1/4-20	Flanged	1/2	23/64	15/64	Upon Request
	1/4-20	Flush	1/2	23/64	15/64	Upon Request
	1/4-20	Flanged	3/4	23/64	15/64	Upon Request
	1/4-20	Flush	3/4	23/64	15/64	Upon Request
	1/4-20	Flanged	1	23/64	15/64	Upon Request



1/4" Hex Drive

## JOINT CONNECTOR BOLTS

### Decorative Head

Low profile, high quality, decorative head bolt designed to connect components at right angles or parallel.

*STEEL - Bronze Plated*



Part #	Inside			Unit Qty.
	Thread	L (in.)	L1 (in.)	
STFBA1420	1/4-20	1.969	1.181	50
	1/4-20	2.362	1.575	50
	1/4-20	2.756	1.575	50

### Decorative Head with Shoulder

Low profile, high quality, decorative head bolt designed to connect components at right angles or parallel.

*STEEL - Bronze Plated*



Part #	Inside				Unit Qty.
	Thread	L (in.)	L1 (in.)	L2 (in.)	
STFBA1420	1/4-20	1.575	Full Thread	.394	50
	1/4-20	1.969	Full Thread	.709	50
	1/4-20	2.362	1.378	.709	50
	1/4-20	2.756	1.378	.709	50

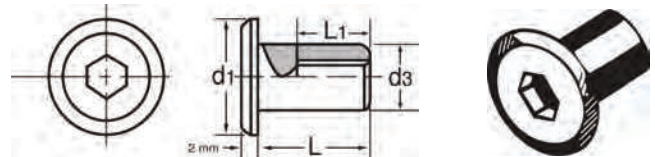
MANY OTHER STYLES, SIZES AND LENGTHS AVAILABLE, SPECIAL ORDER

## JOINT CONNECTOR NUT

### Decorative Nut

Low Profile, high quality, decorative, cold headed, steel cap. Matches finish and dimensions for use with Joint Connector Bolt.

*STEEL - Bronze Plated*



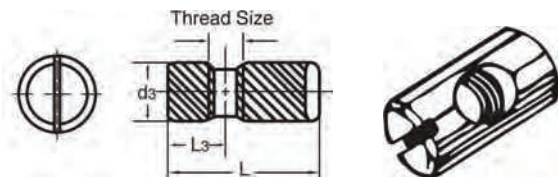
Part #	Inside			d1 (in.)	d3 (in.)	Hex Drive	Unit Qty.
	Thread	L (in.)	L3 (in.)				
STFD1420	1/4-20	.472	.315	.669	.350	5	100
	1/4-20	.669	.512	.669	.350	5	100

## JOINT CONNECTOR NUT

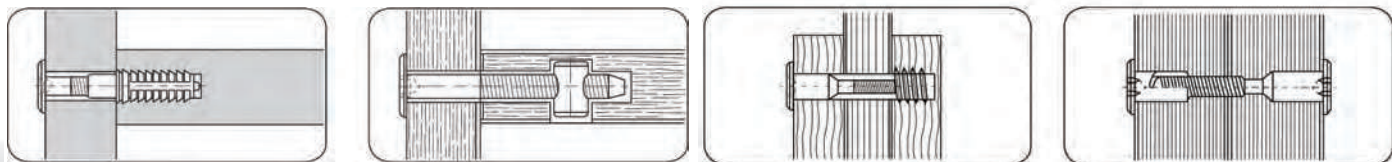
### Cross Dowel

Cross Dowel is made of steel for strength. High torque values provide secure joint at right angle connection with bolt. A slot in outer surface eases alignment with the bolt. Dowel and bolt ideal for connections requiring high strength values.

*STEEL - Plain Finish*



Part #	Inside			d3 (in.)	Unit Qty.
	Thread	L (in.)	L3 (in.)		
STJFCN1420	1/4-20	.630	.236	.393	100
	1/4-20	.787	.394	.393	100
STFJCN1618	5/16-18	.787	.394	.472	100
	5/16-18	1.181	.591	.472	100







# BOLTS, NUTS & WASHERS

## THUMBSCREWS & WING SCREWS

Available in BRASS, STAINLESS STEEL,  
CARBON STEEL & ZINC PLATED

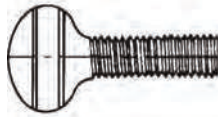
### NYLON TIP

Low Carbon Steel

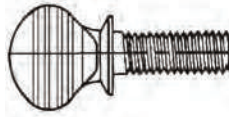


### COLD FORGED - ZINC PLATED

Low Carbon Steel



Low Carbon Steel



### 18-8 STAINLESS STEEL

With Shoulder



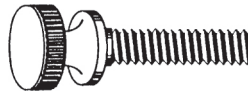
### 18-8 STAINLESS STEEL

Without Shoulder



### BRASS KNURLED

*Other plated finishes available*



### BRASS

Without Shoulder

### 85 THUMBSCREWS COLD FORGED - ZINC PLATED

Low Carbon Steel



SIZE: 1" X 2-3/4" X 4-1/2"

### STEEL - COLD FORGED

Yellow Zinc Chromate Plated  
w/ Bearing Face



### STEEL - COLD FORGED

Yellow Zinc Chromate Plated  
w/ Shoulder



### WING SCREW

w/ Shoulder

Call for Sizes, Pricing  
and Delivery

Some styles also  
available in Metric



# BOLTS, NUTS & WASHERS

## UTILITY SPRINGS - EXTENSION TYPE & COMPRESSION TYPE STEEL

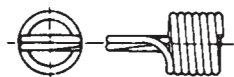
### INCH SIZES - EXTENSION TYPE

### INCH SIZES - COMPRESSION TYPE

	Outside Length Dia. (in.)	(in.)	Gauge of Wire		Outside Dia. (in.)	Length (in.)	Gauge of Wire
	3/32	1/2	.014		1/8	5/16	.015
	1/8	5/8	.018		.128/.133	.360/.340	.014
	5/32	1-5/16	.018		.140/.147	.740/.700	.016
	5/32	4-9/32	.018		3/16	3/8	.032
	5/32	84	.035		3/16	7/16	.032
	3/16	1	.022		3/16	33/64	.029
	3/16	7-1/4	.025		7/32	11/16	.032
	7/32	1-1/4	.028		7/32	1-3/32	.013
	7/32	2	.025		7/32	2-3/8	.016
	7/32	9	.031		.220	13/16	.025
	1/4	1	.022		1/4	3/8	.025
	1/4	2-1/2	.024		1/4	3/8	.032
	1/4	1-13/16	.025		1/4	3/4	.018
	1/4	5-3/4	.025		1/4	15/16	.015
	9/32	1	.031		1/4	1	.013
	9/32	5-1/4	.042		1/4	1-1/2	.032
	9/32	6-5/8	.034		9/32	1-1/16	.032
	5/16	1-9/32	.023		9/32	1-5/8	.034
	5/16	6-3/4	.047		9/32	1-7/8	.028
	11/32	5-1/2	.047		11/32	5/8	.028
	3/8	1-5/8	.054		11/32	11/16	.016
	3/8	10	.054		11/32	1-7/32	.047
	13/32	3-13/16	.047		3/8	7/8	.062
	7/16	2	.041		3/8	1-7/8	.034
	7/16	5-3/8	.062		25/64	1-7/32	.035
	7/16	6-3/8	.047		.400	.700	.040
	7/16	9	.062		13/32	1-1/2	.047
	1/2	2	.058		13/32	1-17/32	.035
	1/2	3	.058		27/64	1	.039
	1/2	4	.058		7/16	3/4	.047
	1/2	2	.072		7/16	15/16	.054
	1/2	3	.072		7/16	2-1/4	.062
	1/2	4	.072		7/16	2-1/2	.035
	1/2	4-7/8	.072		7/16	7-3/4	.054
	1/2	5-1/2	.047		15/32	1	.047
	1/2	6	.062		15/32	1-1/2	.062
	1/2	3	.072		.480	1	.055
	9/16	1-5/8	.062		.490	.720	.062
	9/16	3-5/8	.062		1/2	7/8	.047
	9/16	5-1/4	.080		1/2	3-1/8	.041
	9/16	9	.080		17/32	4	.072
	5/8	3	.080		35/64	7/8	.105
	5/8	9	.080		19/32	9/16	.054
	23/32	16	.109		5/8	1-3/8	.062
	13/16	9	.080		5/8	1-3/8	.100
					5/8	2	.105
					5/8	3	.080
					11/16	27/32	.054
					11/16	2	.092
					.707	1	.041
					.720	2	.067
					.733	1	.054
					3/4	13/16	.1875
					7/8	2	.054
					1	1-15/16	.062
					1-3/32	1-1/2	.054



\*SC Single Loop Centred



\*DC Double Loop Centred



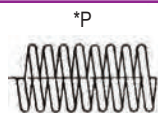
\*SS Single Loop on Side  
\*DS Double Loop on Side

\*SSL Single Loop on Side at Inward Angle of 45°

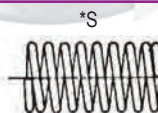
\*HC Hook, Centred

\*HS Hook, on Side

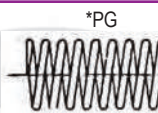
\*LLC Long Loop Centred



Plain Ends




Squared or Closed Ends



Plain Ends - Ground



Square & Ground Ends



Squared - Not Ground



## BOLTS, NUTS & WASHERS

### WOODRUFF KEYS

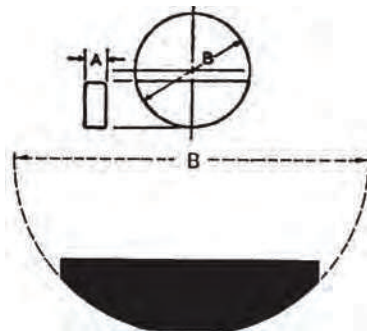
#### S.A.E. 1035

Carbon Steel also Nickel Alloy (A-8630 Steel)  
Heat Treated RC-40/50

Used on armature shafts of starters, generators, etc.  
Larger sizes used widely on farm implements, tractors, etc.  
Not Plated



Nickel Alloy	Size A x B	Unit Qty.
	1/16 x 3/8	25
	1/8 x 3/8	25
	1/16 x 1/2	25
	3/32 x 1/2	25
	1/8 x 1/2	25
	3/32 x 5/8	25
	1/8 x 5/8	25
	5/32 x 5/8	25
	3/16 x 5/8	25
	1/8 x 3/4	25
	5/32 x 3/4	25
	3/16 x 3/4	25
	1/4 x 3/4	25
	5/32 x 7/8	25
	3/16 x 7/8	25
	7/32 x 7/8	25
	1/4 x 7/8	25
	3/16 x 1	25
	7/32 x 1	25
	1/4 x 1	25
	5/16 x 1	25



Nickel Alloy	Size A x B	Unit Qty.
	3/16 x 1-1/8	25
	7/32 x 1-1/8	25
	1/4 x 1-1/8	25
	5/16 x 1-1/8	25
	3/16 x 1-1/4	25
	7/32 x 1-1/4	25
	1/4 x 1-1/4	25
	5/16 x 1-1/4	25
	3/8 x 1-1/4	25
	1/4 x 1-3/8	25
	5/16 x 1-3/8	25
	3/8 x 1-3/8	25
	1/4 x 1-1/2	25
	5/16 x 1-1/2	25
	3/8 x 1-1/2	25
	1/4 x 2-1/8	25
	5/16 x 2-1/8	25
	3/8 x 2-1/8	25
	5/16 x 2-3/4	25
	3/8 x 2-3/4	25
	3/4 x 3-1/2	10

### ASSORTMENTS - WOODRUFF KEYS

SAE 1035 CARBON STEEL - Not Plated  
INCH SIZES from  
1/2" diameter to 1-1/4" diameter.

A good general purpose assortment  
for garages, machine shops, factories,  
and implement maintenance.  
Put up in a REGULAR SIZE grey  
enamelled STEEL drawer.  
All bins are SCOOPED  
for easy removal of contents.

16 Sizes -  
210 Pieces



Drawer will fit into the Slide Racks  
Shipping Weight 7 Lbs.

### PLASTIKIT

SAE 1035 CARBON STEEL  
Not Plated  
INCH SIZES

Contains 100 WOODRUFF  
KEYS in 12 sizes, as used  
frequently in every garage.  
Size: 1" x 2-3/4" x 4-1/2"



ASK FOR PRICE AND AVAILABILITY

